

UTA CARES
Open Educational Resources
Final Report

**Development of Web-Based Interactive Educational System Replacing the Traditional
Textbook Based Instructional Approach**

Submitted to:

Ms. Michelle Reed

Open Education Librarian
University of Texas at Arlington



Submitted by:

Sharareh (Sherri) Kermanshachi, Ph.D. P.E., LEED AP, PMP

Assistant Professor
Department of Civil Engineering
University of Texas at Arlington

May 2018

Project Summary

This project developed Open Educational Resources (OER) course materials for graduate level Risk Management in Civil Engineering. This project also analyzed and assessed the usefulness of web-based OER materials to eliminate the problem of the ever-increasing prices of textbooks. For this purpose, a website for materials of a graduate level Risk Management course was designed and developed. The students were directed to use this interactive and open website for their course study instead of using a traditional textbook system. Their involvement was monitored rigorously. And the end of the semester data over their perception and academic performance were collected and assessed through a thorough survey and class grades respectively. After analyzing the data, using various statistical analysis methods, the results were presented in a self-explanatory way, using charts, diagrams, and tables. Based on the results, three conclusions were reached. First, engineering students enrolled in the risk management course had a more positive perception towards OER Risk Management materials than non-engineering students. Second, students with loans had a more positive perception regarding the OER materials compared to students without loans. Third, for the graduate level risk management course, the academic performance of the students utilizing OER materials, based on the grades of their assignments, exams, and course projects, was better than that of the students using traditional textbooks. From these three corollaries, the team members concluded that OER materials could be well suited for developing risk management course materials if the course is offered in an engineering department. Moreover, if the majority of the students have financial constraints, it is recommended that the course professor consider utilization of OER materials, as it relieves the stress of purchasing course textbooks.

Table of Content

Introduction.....	4
Problem Statement.....	4
Purpose and Objectives.....	4
Development of Course Materials	5
Background.....	5
Development of the Website.....	6
<input type="checkbox"/> Use of Images	6
<input type="checkbox"/> Use of Risk Checklist.....	7
<input type="checkbox"/> Use of Gamification.....	9
Method of Implementation	10
Data Analysis	12
Analysis of Students’ Perception on OER.....	12
<input type="checkbox"/> Pair 1. Engineering and non-engineering students.....	13
<input type="checkbox"/> Pair 2. Students with loans and without loans.....	14
Analysis of Students’ Performance Using OER Materials	16
Challenges of OER Implementation	17
<input type="checkbox"/> Unfamiliarity of students	17
<input type="checkbox"/> Limitations of the website.....	17
<input type="checkbox"/> Requirements of OER for Developing an Instructional Website.....	18
Dissemination of OER Implementation Benefits.....	18
<input type="checkbox"/> Conference Paper Publication.....	18
<input type="checkbox"/> Involvement of Other Universities.....	18
Sponsor Support.....	18
<input type="checkbox"/> Monthly Reports	18
<input type="checkbox"/> Development of Survey	18
<input type="checkbox"/> Assisting in Developing Website.....	19
Further Development of the Website.....	19
Future Recommendations to the Sponsor	19
References.....	19

Introduction

Education is a very important component of every society¹, and numerous researchers have conducted studies focusing on effective teaching and learning techniques and strategies.² Many of the studies were conducted to evaluate and analyze the effectiveness of innovative teaching methods,³ leading some of the researchers to conclude that an educational method or teaching style that is suitable for one group of individuals may not be effective for another group.⁴

The utilization of textbooks is an educational component that has been debated for a very long time. A textbook is a study material which should be easily available and organized for a specific course in a language suitable for the course takers,⁵ and it is traditionally considered the most effective aid in any educational system. This notion tempts a student to think that the textbook has every little detail that he or she needs to know about the course; however, that is almost never true, as a textbook is never completely current. In addition, with the growing population of pupils and their dependency on a textbook for education, the demand for textbooks is increasing, and the increasing demand is resulting in higher prices for certain textbooks, making them unavailable to students who are either unable or unwilling to bear the extra cost. In the United States, the prices of textbook rose around 82% from 2003 to 2013⁶. Moreover, technology is advancing rapidly, with new innovations daily, and people are becoming more and more dependent on technology for almost everything. A survey found out that almost 56% of Americans own a smartphone, and most of them are young adults.⁷ These little gadgets provide a young person with the sense that they have almost everything they need in their pocket and discourages them from carrying one or several textbooks all day for their classes. In fact, a survey conducted of several classes showed that more than 66% of the students look on the internet for course material before looking into the textbook, regardless of whether the textbook is optional or mandatory for the course.⁸ This is indicative of young students' reluctance to peruse pages of printed textbooks. The aforementioned problems can be resolved by introducing an effective system containing OER. OER can be defined as a type of course material that enables instructors and students to have access to every educational resource, including course materials, videos, and/or multimedia applications without paying any kind of fee or royalties.⁹

Problem Statement

When a professor instructs students to follow a hard book, many financially disadvantaged students are unable to do so. Moreover, in this era of digitalization, students are accustomed to carrying all of the information they need in electronic devices stowed in their pockets, making learning from a book less appealing. In addition, it is a fact that the prices of hard copies of books are rising. In 2013, a study by the Government Accountability Office (GAO) showed that the rate at which the price of the textbook is increasing is double the rate of inflation. Eventually, some of the students either partially or fully sacrifice their educational goals, resulting in a seemingly systematic educational system becoming an ineffective one.

Purpose and Objectives

Therefore, a project has been undertaken to analyze one of the solutions to this problem which is the development of a web-based interactive educational system to replace the traditional textbook-based instructional approach.

Development of Course Materials

The development of the new web-based OER system can be divided into three phases, including several sub-phases. The first phase was the pre-system development process, in this phase, the course materials were developed. Prior to the beginning of the semester, a comprehensive literature review was done to understand what kind of OER best suits the students. It was found that images are the most effective types of OER. Based on this information, the OER materials suitable for the students were gathered and designed.

Background

Education is a system by which a generation becomes able to take over the tasks of the previous generation and contribute to progress of human civilization. Compromising an effective system of education results in compromising the ability of students to play an efficient role in this process. It is a fact that the prices of hard copies of books are rising. In 2013, a study by the Government Accountability Office (GAO)⁶ showed that the rate at which the price of the textbook is increasing is double the rate of inflation.¹⁰ On average, a college student spends around \$900 per year for textbooks, but the State Council of Higher Education for Virginia found that approximately 60% of students nationwide aren't buying books. The GAO blames the accessories that accompany the books, such as CD ROMs, websites, etc. for the increasing price of textbooks. According to Koch¹¹, the high price of textbooks, along with the increase of tuition and fees, makes higher education less accessible to young people. The rising cost of textbooks also increases the need for more financial aid from the federal government, colleges, and universities for an increasing number of eligible students. Textbook markets are a free market without any regulation by a governmental policy, which makes it hard for policymakers to control their cost. Textbook markets also differ from other markets in that the person, i.e. the faculty who determines which book to use for a course, doesn't really know the price that the customer, i.e. the students, are going to pay for the book. As a result, they don't give enough consideration to price or affordability when recommending the book. Koch also recommended that publishing new editions of textbooks less often, selling learning packages and textbooks separately, and easing reselling and re-importation of textbook policies might help lower the intensity of this problem.

One of the most effective solutions to this problem can be OER. In the early 1980s, the Massachusetts Institute of Technology initiated the primary concepts of OER, even though it wasn't called that until around 2002.¹³ The concept has become more fully developed with the constant advances in software technology.¹² Downes¹⁴ defined OER in two ways: as resources that include software, simulations, course monitoring etc.; and as resource media that includes information and communication technology (ICT). He also mentioned that these resources can be called "open" only when they are free. OER is not only good for readers, as they get access to a greater range of literature, but it is also beneficial for publishers, as it enables them to publish a greater variety of articles. Some researchers are concerned about the sustainability of the OER system, as it does not provide any quick monetary benefit since the users get free access to the material. To solve this problem, endowment models, membership models, donations models, conversion models, contributor-pay models, sponsorship models, institutional models, government models, etc. have been established. According to Johnstone¹⁵, OER not only helps students, but it also helps instructors to develop their teaching methods by enabling them to monitor their own materials or by comparing their method with another instructor's method. It also helps instructors

from developing countries enrich their teaching materials by using OER from esteemed universities.

OER is defined in a myriad of ways by researchers. D'Antoni¹⁶ agreed with the definition provided in 2002 by the United Nations' Educational, Scientific and Cultural Organization (UNESCO)¹⁷ which defined OER as a non-commercial process which makes educational resources open to the users with the help of information and communication technologies. She explained the roles of the four main stakeholders of the OER system: higher education institutions with the responsibilities of research, raising awareness, and capacity development; international bodies with the responsibilities of copyrights, financing, and standards; national governments with the responsibilities of policy support and accessibility; and academics. Another researcher named Hylan¹³ agrees with the definition of OER as digitized educational materials that are, with as few legal and monetary restrictions as possible, available for use by educators, students, and self-learners and that can be reused and adapted as needed by the users. Several open and public licensing systems by non-profit organizations exist, such as creative commons and free and open-source software (FOSS), which permits students to use and repurpose the materials more easily than a copyright.¹⁸ However, freeing students of the burden of buying textbooks or making the materials free and accessible to all is a controversial matter, as evidenced by a company who was sued by three major academic publishers in April 2012 for offering free textbooks to any institution.⁸

Some students show preference towards global learning styles, and some prefer sequential learning styles; course materials should be recommended based on their preference.¹⁴ The traditional textbook system is unable to recognize the difference, but the newly developed interactive web-based system recognizes this problem based on the student's participation and feedback on the website. Instructors and graduate teaching assistants can help students in this regard, based on their feedback, making the materials more suitable for the students. As a result, most of the students benefit from development of an OER system.

Development of the Website

In the second phase, the system development process phase, a website was developed, with related OER materials described below pertaining to risk management, and full access was given to the students.

- **Use of Images**

Visual aids are one of the most effective types of OER material. As shown in Figure 1, related images were collected that has open copyright license and organized with proper description. To download the images inserting into OER website, the "Google images" was used. The images should be public domain (i.e. CCO). We down loaded the images and inserted into tab of "Industry-Based Risks" and thee sub-tabs of "risk identification", "risk assessment", and "risk management." The link corresponding to each image was inserted into the website just below of each image.

Commercial Construction Industry

This image shows commercial construction industry, which is the business of building and selling or leasing manufacturing or assembly plants, medical centers, retail shopping centers, and standard space for offices. The business varies primarily in the size and scale of the operations.



Fig. 1. Sample image used on the website

- **Use of Risk Checklist**

Use of checklist was another innovative and effective way of making the website even more connected with the students. Fifteen engineering industries with corresponding images were mentioned in the tab of risk identification in OER website. Various risk categories were stated in a checklist. As shown in Figure 2, according to the list of risks' categories in a checklist, three corresponding risk categories were selected for each of the engineering industry. The tab of risk identification assists students in easier identification of risk categories which is illustrated in Figure 3. Primarily we included following risk categories:

- i. Construction Risks
- ii. Design Process
- iii. Economic
- iv. Environmental Risks
- v. External Risks
- vi. Organizational Risks
- vii. Project management Risks
- viii. Regulatory risks
- ix. Right of way Risks
- x. Technical Risks

- xi. Third Party
- xii. Management
- xiii. Other Risks

[Industry-Based Risks >](#)

Industry-Based Risks

1) Please identify three appropriate risk categories associated with each construction industry which are shown.

Risks Category
Select Link ▼

2) Please explain a risk assessment for one of the stated risk categories associated with each construction industry.

3) Please explain one strategy as a risk management for stated risk assessment associated with each construction industry.

Electrical Industry





Fig. 2. Risk category selection system

Industry-Based Risks >

Risk Identification

Electrical Industry



[Reference: www.pxhere.com](http://www.pxhere.com)

Three appropriate risk categories associated with Electrical Industry:

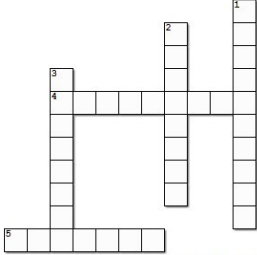
- Technical risk
- Environmental risk
- External risk

Fig. 3. Risk category identification for Electrical Industry

- **Use of Gamification**

Through gamification, students involve themselves in the website directly while exercising what they learned through other sessions. Utilization of game is one of the most recent teaching methods. As shown in Figure 4, we used one of the free online platforms to make a crossword for concepts of risk management course. One sample of the questions are as follows: “The type of contract when the price is fixed.” Then the crossword solution was inserted in the OER website.

Crossword



Created with TheTeachersCorner.net [Crossword Puzzle Generator](#)

Across

4. contract, price paid by the customer depends on the contractors' performance

5. contract, price is fixed

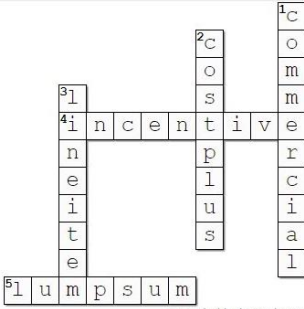
Down

1. liability for business organizations

2. contract, the costs incurred in the project plus the contractor's fee

3. contingency, the individual financial statement items are grouped by cost center

Crossword Solution



Created with TheTeachersCorner.net [Crossword Puzzle Generator](#)

Across

4. contract, price paid by the customer depends on the contractors' performance (**incentive**)

5. contract, price is fixed (**lumpsum**)

Down

1. liability for business organizations (**commercial**)

2. contract, the costs incurred in the project plus the contractor's fee (**costplus**)

3. contingency, the individual financial statement items are grouped by cost center (**lineitem**)

Fig. 4. Sample Gamification

Method of Implementation

A four-step research approach was adopted for this project, as shown in Figure 5. The first step was the review of the literature for the students' perception and understanding of the existing educational systems and resources. It was helpful to identify the problems of the traditional textbook-dependent educational system, as well as to consider the students' outlooks towards this system and their inclination towards technology. To compare the effect of OER on different types of students, a graduate level course was offered by the Department of Civil Engineering (CE) at the University of Texas at Arlington to both engineering and non-engineering students. The enrollees were students from both construction management and construction engineering programs.

The second step was the development of the new web-based OER system, which can be divided into three phases. The first phase was the pre-system development process where related materials were developed. In the second phase, the system development process phase, a website was

developed for the course. In the third phase, the post-system development process phase, the students' involvement in the newly developed website was monitored regularly. During the class, they were encouraged to engage themselves in the development of OER materials.

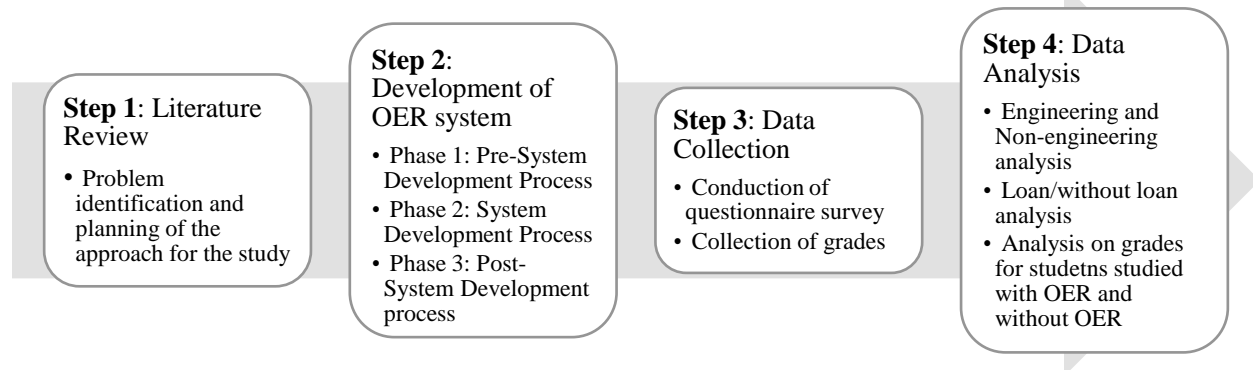


Fig. 5. Research Methodology Process

The third step was the data collection part of the study. One set of data was collected from a questionnaire survey conducted at the end of the semester to anonymously record the students' responses toward the new system. The whole process was conducted for the risk management class that was taught by the same instructor who taught the class the previous semester, using traditional textbook materials, the full class participated in the survey. Twelve (12) engineering students and 37 management students voluntarily participated in this survey. However, the number of responses for each variable differed slightly, as some of the questions of the survey were left blank by some of the participants. The survey mostly followed a Likert system of questions and included 19 variables. The students were assessed based on their degree program and financial status. To understand the effect of OER on the general performance of the students, the grades achieved by students following the traditional textbook system the previous semester and the grades achieved by students following the OER system were recorded separately.

In the fourth step, the collected data was analyzed. A statistical test method, two-sample t-test, was selected for analyzing the data and is described later in this report. This test was selected because it is best suited to establishing the purpose of the study, which was to get a clear understanding of the perceptions of the web-based interactive OER materials of students of different academic and financial backgrounds. In addition, statistical charts were developed to understand the nature of the data, and multiple comparative analyses were done, comparing groups of students and considering different variables.

Hypothesis for the First Set of Analysis:

Engineering and non-engineering students

Null Hypothesis: Ho: There is no significant difference between the perceptions of engineering and non-engineering students towards OER materials.

Alternate hypothesis, Ha: There is a significant difference between the perceptions of engineering students and non-engineering students towards OER materials.

Hypothesis for the Second Set of Analysis:

Students with loans and without loans

Null hypothesis, Ho: There is no significant difference between the perceptions of students with loans and students without loans towards OER materials.

Alternate hypothesis, Ha: There is a significant difference between the perception of students with loans and students without loans.

Hypothesis for the grades:

Null hypothesis, Ho: There is no significant difference between the grades of students who use OER course materials and students who use traditional course materials.

Alternate hypothesis, Ha: There is a significant difference between the grades of students who use OER course materials and students who use traditional course materials.

Data Analysis

The two-sample t-test utilized in this study is a hypothesis testing system which compares the means of two groups to determine whether there is a significant difference between them or whether the difference is generated randomly. For this study, the two-sample t-test was performed for both of the pairs. For each pair, two hypotheses were developed, as explained earlier. Data from each group were compared with the data from the other set through utilization of the two-sample t-test, and the corresponding p-values were calculated. P-values were then compared with a predetermined level of significance. For the analysis of the data, the team chose 10% as the level of significance. This illustrates that a p-value greater than 0.1 agrees with the null hypothesis, and a p-value smaller than 0.1 rejects the null hypothesis by supporting an alternate hypothesis. The team used SPSS statistics software for their calculations of the t-tests. A sample outcome of SPSS statistics software is shown in Figure 6 for the variable 9 (comfort while using material) for engineering and non-engineering students.

Hypothesis Test Summary

	Null Hypothesis	Test	Sig.	Decision
1	The distribution of NonEngineeringStudentsVs EngineeringStudentV9 is the same across categories of v2.	Independent-Samples Kruskal-Wallis Test	.091	Reject the null hypothesis.

Asymptotic significances are displayed. The significance level is .10.

Fig. 6. Sample Result of SPSS statistics software for V9 of engineering and non-engineering students.

Analysis of Students' Perception on OER

The web-based OER system can help students by providing plenty of useful features. Keeping that in mind, 19 variables were selected, and Figure 7 makes it clear that these features were well liked by the majority of the students. For example, around 90% of the students thought that this system provides better quality visuals and helps them review and remember material more easily than the

traditional textbook system. Most importantly, around 90% of the students believed that the outcomes of the web-based OER materials exceeded those of the traditional textbook approach. Further discussion on determining the suitability of OER for the groups is presented in the following paragraphs.

- **Pair 1. Engineering and non-engineering students**

As shown in Table 1, irrespective of their major, students found OER helpful, as it enables them to access course material whenever they need it (p-value- 0.101) and provides better search capabilities (p-value- 0.151) for a particular topic than the traditional textbook system. This quality of OER encourages them to take useful notes on the materials (p-value- 0.531). Thus, OER shut out other distractions while studying (p-value- 0.295) and made the students more attentive. However, different options of educational approaches prepare students to process information differently. For example, engineering students are more research-oriented and are commonly interested in the basic principles of engineering, whereas management students are more interested in the practical application of the knowledge they acquire. For this reason, the former group of students is more likely to be interested in the high-quality visuals (p-value- 0.05) and useful and helpful aids (p-value- 0.062) offered by OER, which helps them find more relative (p-value- 0.042) and current content (p-value- 0.083) than the traditional textbook system. As it is an interactive system, OER students can collaborate with fellow students (p-value- 0.042), and they can prepare for class activities or discussions (p-value- 0.091) by reviewing the material (p-value- 0.041), which could not be facilitated through the adoption of the traditional textbook approach.

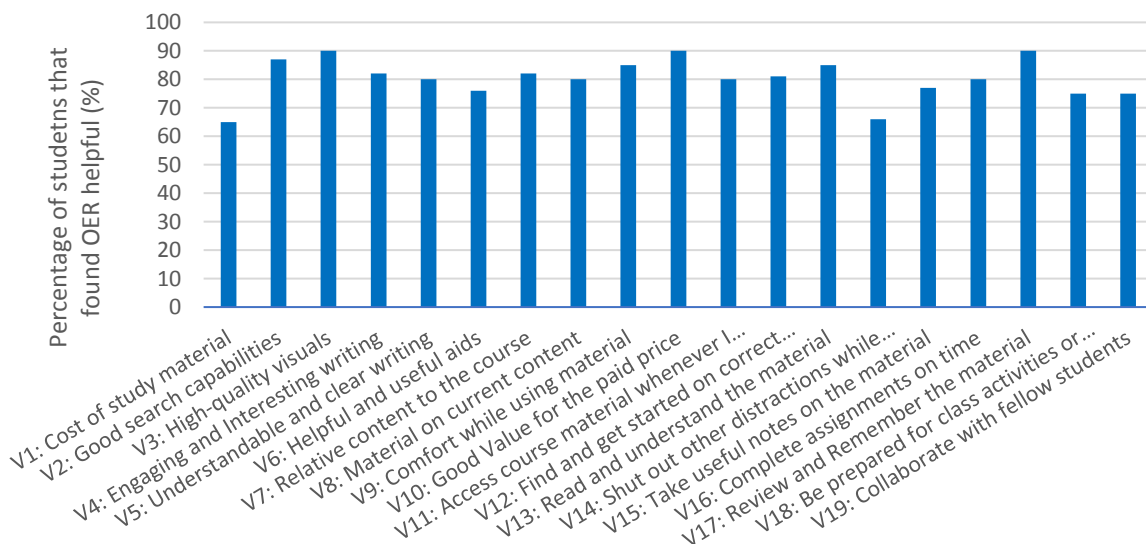


Fig. 7. Graphical Representation of percentage of the students' preference towards OER materials for different variables.

Students using OER materials do not have to carry heavy books, which makes studying in libraries or other educational places more comfortable (p-value- 0.091). Also, OER helps students start their assignments on time (p-value- 0.066) resulting in completing their assignments on time (p-value- 0.066).

- **Pair 2. Students with loans and without loans**

As illustrated in Table 1, although irrespective of their way of managing tuition, most of the students found that OER prepares them for class activities or discussions (p-value – 0.192) more effectively than the traditional textbook system by providing high-quality materials (p-value 0.242), exposing them to engaging and interesting writing (p-value- 0.258), and shutting out other distractions (p-value- 0.228).

Table 1. P-values testing the significance of students’ perception difference adopting OER based on major and loan status

Serial	Variables	P values for Engineering and non-engineering students	P values for students with loan and students without loan
V1	Cost of study material	0.064*	0.08*
V2	Good search capabilities	0.151	0.087*
V3	High-quality visuals	0.05*	0.242
V4	Engaging and interesting writing	0.03*	0.258
V5	Understandable and clear writing	0.06*	0.093*
V6	Helpful and useful aids	0.062*	0.074*
V7	Relative content to the course	0.042*	0.074*
V8	Material on current content	0.083*	0.076*
V9	Comfort while using materials	0.091*	0.054*
V10	Good Value for the paid price	0.114	0.038*
V11	Access course material whenever needed	0.101	0.067*
V12	Get started on correct assignments in time	0.066*	0.09*
V13	Read and understand the material	0.072*	0.073*
V14	Shut out other distractions while studying	0.295	0.228
V15	Take useful notes on the material	0.531	0.068*
V16	Complete assignments on time	0.066*	0.083*
V17	Review and remember the material	0.041*	0.09*
V18	Be prepared for class activities or discussions	0.091*	0.192
V19	Collaborate with fellow students	0.042*	0.081*

*indicates significant difference with 90% level of confidence

Some of the students found some qualities of the OER system more helpful than others. Students with loans have more financial constraints and might not have the ability to purchase a course book. In fact, the very first variable agrees with this assumption, as it shows that students with loans are less willing to bear the cost of study materials (p-value 0.08) compared to students without loans. This unwillingness encourages them to utilize the OER system to its fullest, resulting in their having better search capabilities (p-value- 0.087), more relative (p-value- 0.074) and current content (p-value- 0.076), more helpful and useful aids (p-value- 0.074), and greater access to materials whenever they are needed (p-value- 0.067) compared to the students without loans. They also feel more comfortable while using (p-value 0.054) OER materials than students without loans. The box plots of Figure 8 and the p-value (0.068) for the variable “take useful notes on the material” show that students with loans are better at taking notes when they use OER materials

compared to the students without loans. This behavior helps them to read and understand the material (p-value- 0.09), find and get started on correct assignments, (p-value- 0.09), and complete assignments on time (p-value- 0.083).

As the students using the OER materials have greater access to material as opposed to those using the traditional textbook system, they are more collaborative with fellow students (p-value0.081) than students without loans who are more dependent on the textbook. Hence, more students with loans feel that the outcome this system gives a good value for the price (tuition) they paid (p-value- 0.038) compared to students without loans. Based on this discussion it can be said that offering free materials releases some burdens from students with loans and increases their preparedness for class.

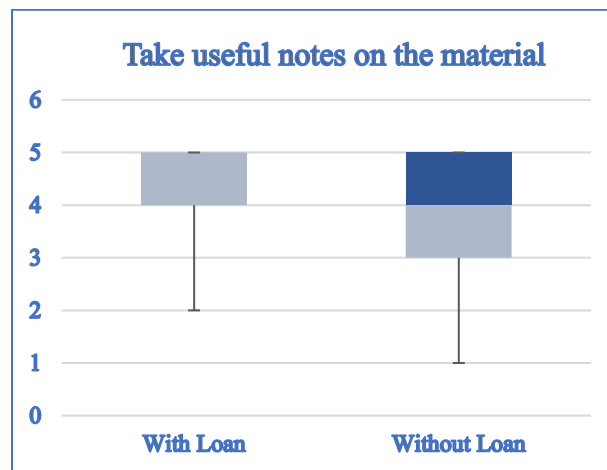


Fig. 8. Box plot for students' perception of taking useful notes based on their loan status

Based on the earlier discussions and Figure 9(a), it can be said that most of the identified OER variables favor the alternate hypothesis for pair 1. It is evident that engineering students will benefit more from the web-based OER system than non-engineering students. However, the students' perception of most of the variables is affected by whether or not they have loans for their tuition and fees. From Figure 9(b), it can be seen that with few exceptions, most of the variables support the alternate hypothesis of the second set of analysis. This means that OER material enables students with loans to prepare for the future better than students without loans.

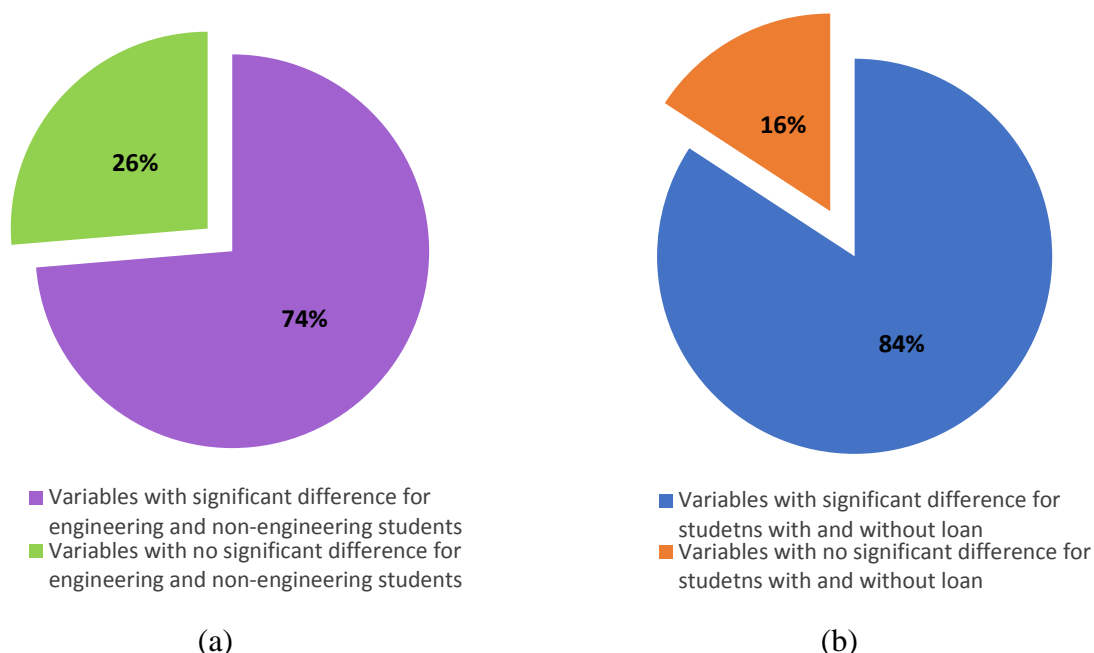


Fig. 9. The ratio of the number of significant variables to non-significant ones (a) for engineering and non-engineering students & (b) for students with loan and without the loan.

Analysis of Students' Performance Using OER Materials

The collected grades for eight assignments, two exams, and three-course projects in two consecutive semesters, one using OER materials and one using a traditional textbook as the reference material in the class, were analyzed. The statistical results of the tests, using the two-sample t-test, and their p-values are shown in Table 2.

Table 2. P-values of grades of students studied with OER and without OER

Topic	P-values for students studied with OER and without OER
Assignment 1	0.093*
Assignment 2	0.069*
Assignment 3	0.008*
Assignment 4	0.000*
Assignment 5	0.000*
Assignment 6	0.003*
Assignment 7	0.007*
Assignment 8	0.000*
Case Study Analysis	0.095*
Individual Final Project	0.000*
Mid-Term Exam	0.000*
Final Exam	0.000*

*indicates significant difference with 90% level of confidence

From the p-values of Table 2 and box plots of grades shown in Figure 10, it is indicated that the overall performance of the students using OER materials in the risk management course was better than that of the students who did not use the OER material.

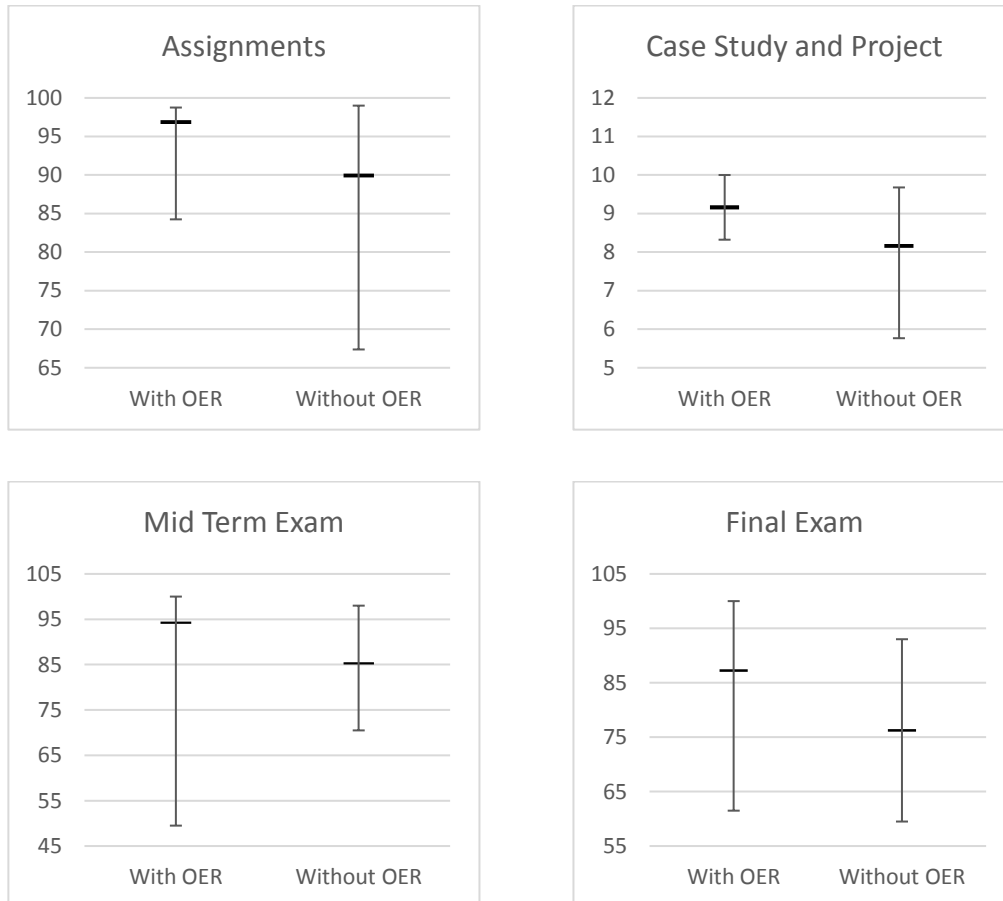


Fig.10. Box plots for students' grades studied with OER and without OER Course Materials

Challenges of OER Implementation

- **Unfamiliarity of students**

One of the major challenges that we faced during the lifetime of the project was to make the students familiar with this relatively new system of education instead of the traditional textbook system. The instructor encouraged the students and graduate teaching assistant (GTA) regularly monitored students' involvement to ensure that the students were making themselves familiar with the system and taking full advantage of the system.

- **Limitations of the website**

One of the defining characteristics of the OER is its openness for everyone. As it is open and free for every learner, it is difficult to give editing permission to the users as it may alter the purpose of the website. As a result, students do not have access to insert their answers corresponding to the question of risk management course into the website neither

they have access to insert any recommendation and/or suggestion to improve the quality of the website. However, some specific yet limited editing permission was given to the users to make the system interactive as much as possible. In addition, as the OER materials are free for users, we had to be extra cautious while selecting the materials that are going to be used in the website so that we don't violate any copyright regulations.

- **Requirements of OER for Developing an Instructional Website**

The major requirement while developing this system was the copyright permission to use the material freely. For images, this requirement was ensured by using images from CCO Public Domain. The specialty of this domain is that it provides images that can be used freely for personal and commercial use without any attribution. In addition, there were some requirements that have been mentioned in the guideline provided by the sponsor. After developing the website for OER materials, the sponsor evaluated the OER website and asked for some modifications. One such guideline requirement by WCAG 2.0 Guidelines part 1.1 was to use alternative text in the images for disabled students such as blind ones according to the above guideline. We modified the website accordingly.

Dissemination of OER Implementation Benefits

- **Conference Paper Publication**

As the result of this project was very satisfactory, we prepared an abstract for this project and submitted it on the Annual Conference of American Society for Engineering Education (ASEE) around Mid-November 2017. The abstract was accepted, and we submitted the final paper at the end of April 2018. The paper named 'Analysis and Assessment of Graduate Students' Perception and Academic Performance Using Open Educational Resource (OER) Course Materials' will be presented at the end of June 2018 in the 125th Annual Conference & Exposition of the ASEE.

- **Involvement of Other Universities**

Graduate level Risk Management course prepares students for construction management area to successfully identify potential risks in a construction project. Hence, universities offering construction management department usually offers this course for the graduate students. Keeping that in mind, instructor shared this idea of developing a website for this course for the students to use it freely with Texas A&M University.

Sponsor Support

- **Monthly Reports**

The project sponsor required the grant recipients to submit a monthly progress report. This regular reporting helped the team to perform the tasks on-time. Moreover, Ms. Michelle Reed provided positive feedback and help during the progress of the project which was very helpful.

- **Development of Survey**

The team got noticeable help from the librarians during this project. Especially UTA's Open Education Librarian, Ms. Michelle Reed, helped us by developing the survey used in this study. In addition, Michelle Reed also performed as an editor and helped us by editing

the conference paper that has been submitted to the ASEE and will be presented in the 2018 Annual ASEE Conference in Salt Lake City, Utah.

- **Assisting in Developing Website**

Whenever the team encountered some technical problems and/or challenges with the development of the website, technicians from the library rendered their help which was very useful.

Further Development of the Website

The course Risk Management will be taught by the same instructor in Fall 2018 semester. The team is planning to broaden the scope of the website and take the feedback from the new set of students to improve the functionality of the website.

Future Recommendations to the Sponsor

First and foremost recommendation for this project is to expand the scope of this project by adding more courses and students from various department of UTA. In this case, the funding program managers will be able to effectively assess the usefulness of materials based on the majors and then award OER grant recipients, investing the resources in areas/majors where the best outcome is expected. Secondly, it is suggested to increase the budget for the development of OER course materials.

References

1. Kermanshachi, S. and Safapour, E. (2017), "Assessing Students' Higher Education Performance in Minority and Non-Minority Serving Universities," Proceedings of Frontiers in Education (FIE), IEEE, Indianapolis, Indiana, October 3-6 2017.
2. Taneja, P., Safapour, E. and Kermanshachi, S., (2018), "Assessment of Implementation Trends in Utilizing Innovative Teaching Techniques in Engineering" Proceedings of ASEE Annual Conference and Exposition, Salt Lake City, UT, June 24-27, 2018.
3. Kermanshachi, S., Anderson, S., Molenaar, K., and Schexnayder, C. (2018), "Effectiveness Assessment of Transportation Cost Estimation and Cost Management Workforce Educational Training for Complex Projects", Proceedings of ASCE International Conference on Transportation & Development, Pittsburgh, PA, July 15-18, 2018.
4. Kermanshachi, S. and Sadatsafavi, H., (2018), "Predictive Modeling of U.S. Transportation Workforce Diversity Trends: A Study of Human Capital Recruitment and Retention in Complex Environments", Proceedings of ASCE International Conference on Transportation & Development, Pittsburgh, PA, July 15-18, 2018.
5. Sala, J. R., Why Textbooks? Taylor & Francis, LTD., Improving College and University Teaching, 1963, Volume 11, No. 2 (spring), pp 76-77
6. College Textbooks: Students Have Greater Access to Textbook Information, United States Government Accountability Office, Report to Congressional Committees, 2013, GAO-13-368
7. Smith, A., Smartphone Ownership 2013, Pew Research Center, Internet & Technology 2013

8. Swanson, R. A., A Relationship Analysis: A Professor, 500 Students and an Assigned Textbook, Society for History Education, A History Teacher, 2014, Volume 47, No. 2, pp. 289-302
9. Butcher, N., A Basic Guide to Open Educational Resources (OER). Vancouver & Paris: COL & UNESCO, 2011
10. Kinzie, S., Swelling Textbook Costs Have College Students Saying 'Pass', Washington Post Staff Writer, 2006, A01
11. Koch, J. V., An Economic Analysis of Textbook Pricing and Textbook Markets, ACSFA College Textbook Cost Study Plan Proposal, 2006
12. Caswell, T., Henson, S., Jensen, M., and Wiley, D., Open Educational Resources: Enabling Universal Education, International Review of Research in Open and Distance Learning, 2008, Volume 9, Number 1, ISSN 1492-3831
13. Hylen, J., Open Educational Resources: Opportunities and Challenges, OECD-CERI, 2005.
14. Downes, S., Models for Sustainable Open Educational Resources, Interdisciplinary Journal of Knowledge and Learning Objects, National Research Council of Canada, 2007
15. Johnstone, S. M., Open Educational Resources Serve the World, Educause Quarterly, 2005, Number 3
16. D'Atoni, S., Open Educational Resources: Reviewing Initiatives and Issues, Open Learning: The Journal of Open, Distance, and e-learning, 2009, Volume 24, Number 1, pp 3-10
17. Forum on the impact of open courseware for higher education in developing countries: Final report, UNESCO, 2002
18. Open Educational Resources-Licensing and Types, en.wikipedia.org
19. Hanna, A. S., Camlic, R., Peterson, P. A., and Nordheim, E. V., Quantitative Definition of Projects Impacted by Change Orders, Journal of Construction Engineering and Management, 2002, Volume 128, No. 1(57)