

Inclusion by Building Capacity

Advancing STEM and
Multicultural Programs
with OER

Michelle Reed

Director of Open Educational
Resources, UTA Libraries

[@LibrariansReed](#)

Dr. Bonnie Boardman

Assistant Professor of
Instruction, Department of
Industrial, Manufacturing &
Systems Engineering

[@BonnieBoardman](#)

Julián Rodríguez

Broadcast Journalism
Specialist, Department of
Communication

[@JRodMedia](#)

AWARDED R-1: DOCTORAL UNIVERSITIES— VERY HIGH RESEARCH ACTIVITY

UTA was awarded R-1: Doctoral Universities—Very High Research Activity designation by the Carnegie Classification of Institutions of Higher Education, the definitive list for the top doctoral research universities in the United States. This puts the University in an elite group of 131 institutions, including Harvard, MIT, and Johns Hopkins.

NO. 1 NATIONALLY: BEST FOR VETERANS

UTA ranks No. 1 nationally on Military Times' 2020 "Best for Vets: Colleges" list.

#5 FOR ETHNIC DIVERSITY

U.S. News & World Report ranked UTA with the fifth highest undergraduate ethnic diversity index among national universities in 2021.

TOP PERFORMERS ON SOCIAL MOBILITY

U.S. News & World Report ranked UTA No. 26 on its 2021 list of the "Top Performers on Social Mobility" among national universities.

NO. 1 IN TEXAS FOR ADULT LEARNERS

In its 2019 list of the top national universities, Washington Monthly magazine ranked UTA No. 1 in North Texas and No. 111 in the U.S. The University is also No. 2 in Texas and No. 63 nationwide for best universities for adult learners and No. 23 for "Best Bang for the Buck" in the southern U.S.

NO. 1 IN NORTH TEXAS FOR RETURN ON INVESTMENT

College Consensus named UTA as one of the best online colleges for return on investment on its 2019 list. UTA is No. 1 in North Texas and No. 34 nationally.

NO. 1 IN TEXAS FOR DEGREES AWARDED TO AFRICAN AMERICAN STUDENTS

According to the 2020 edition of Diverse: Issues in Higher Education magazine, UTA is No. 1 in Texas for awarding bachelor's and master's degrees to African American students. Nationally, the University is No. 11 for bachelor's degrees awarded to African American students and No. 14 for master's degrees. In addition, UTA is No. 17 for bachelor's degrees awarded to Hispanic students and No. 11 for master's degrees in the U.S., and is No. 1 in Texas and No. 17 nationally for master's degrees awarded to all minority students.

NO. 1 IN TEXAS FOR SERVING FIRST- GENERATION, LOW-INCOME STUDENTS

The educational nonprofit ScholarShot ranked UTA tied for first in Texas for serving first-generation, low-income students on its Texas Public University Report Card.

BEST UNIVERSITIES IN U.S.

Times Higher Education placed UTA 130th out of 181 universities in the United States on its 2021 World University Rankings.

3RD FASTEST GROWING DOCTORAL PUBLIC INSTITUTION IN THE U.S.

The Chronicle of Higher Education's Almanac (2019) ranked UTA as the third fastest-growing doctoral public institution in the country.

TOP 100 FOR HISPANIC STUDENTS

Hispanic Outlook on Education magazine ranked UTA among its top 100 universities nationwide for Hispanic students. It was No. 5 in architecture degrees, No. 24 in total graduate degrees, and No. 26 in total enrollment.

BEST SCHOOL FOR LATINOS

UTA was named one of the "Best Schools for Latinos" by Latino Leaders magazine.

<https://www.uta.edu/about/rankings>

About UTA Students

<https://www.uta.edu/about/fast-facts>

Undergraduate

- 32.6% Hispanic
- 15.2% African American
- 12.5% Asian
- 4.8% International

Graduate

- 13.8% African-American
- 6.5% Asian
- 16.5% Hispanic
- 25.3% International

Diversity numbers from Fall 2018

Support for Open Education

<https://libraries.uta.edu/about/dept/oer>

- Help you **discover OER** appropriate for your courses and learning outcomes
- Help you **customize OER** to best meet your students' learning needs
- Help you **publish** your own OER and understand how to legally and ethically use third-party content
- **Disseminate** and **archive** your OER
- Help you **develop course assignments** that empower students to create content that benefits the greater public
- **Connect** you with colleagues in your discipline who are using, creating, and collaborating on OER
- Provide financial and technical **support** for OER projects

UTA CARES Grant Program

<https://libguides.uta.edu/oergrants>

- Adoption Stipends (\$800)
 - [Bonnie Boardman \(2019\)](#)
- Scale Grants (up to \$5,000)
- Innovation Grants (up to \$10,000)
 - [Julián Rodríguez \(2020\)](#)

TUESDAY, OCT 01, 2019 • UT ARLINGTON MEDIA RELATIONS : [UT ARLINGTON MEDIA RELATIONS](#)



The University of Texas at Arlington is investing \$500,000 to fund open educational resources (OER) led by UTA Libraries in the 2019-20 academic year, the largest award by a public academic institution in the

state of Texas specifically supporting OER initiatives.

<https://www.uta.edu/news/news-releases/2019/10/01/library-oer>

UTA Students & OER



Appreciation for format options (increases student agency)



Appreciation for customization of content (increases efficiency)



Appreciation for cost savings (increases affordability + student success)



Significant encouragement for continuing and expanding the program

OER & Student Satisfaction

<https://uta.pressbooks.pub/>

94% of students impacted by the program say the **quality** of the OER is the same or better than traditional course materials

96% of students say **ease of access** for the OER is the same or better than traditional course materials

BONNIE BOARDMAN

Undergraduate Program Director

Industrial Engineering

University of Texas at Arlington




This Photo by Unknown Author is licensed under [CC BY-SA-NC](https://creativecommons.org/licenses/by-sa/4.0/)

CAPTAIN

C'OERCER: AN

ORIGIN STORY

TIMELINE





PRE-2017
THROUGH 2017
The Uninformed Years

INTRODCUTION TO INDUSTRIAL ENGINEERING

- No suitable text for the class
- Reading from various sources
- Exam questions over readings
- Least successful part of the class.

EFFORTS TO IMPROVE

Conference Gold

- Dr. Jane M. Fraser
- Wall of text

Commercial Product

- Interactive content
- More timely assessment

Doubt

- Cost to students
- Privacy concerns
- Yet another login

2018-2019

Discovery of the
Secret Hideout of
Superheroes, aka “The
Library”

WAS IT FATE OR DESTINY??

- Introduction to Pressbooks
- Addressed all of my doubts
- UTA Coalition for Alternative Resources in Education for Students (CARES) grant.



This Photo by Unknown Author offered royalty-free on PickPik.com

THE REAL HEROES....

- So much support from UTA's OER team.
 - Importing, book cover, accessibility checks
- Constant source of reassurance and answers



***2020 AND
BEYOND***

Captain C'OERcer is
born!

END GAME: Z-DEGREE

- Faculty have agreed/been C'OERced
- Strategic goal
- Working on Freshman and Sophomore classes in the department

Introduction to Industrial Engineering

Bonnie Boardman



**THANKS TO ALL OF
YOU
SUPERHEROES!**

Any questions?

You can find me at boardman@uta.edu and @BonnieBoardman



This Photo by Unknown Author is licensed under CC BY-SA

CREDITS

Special thanks to all the people who made and released these awesome resources for free:

- × Presentation template by [SlidesCarnival](#)
- × Creative commons licensed photos from various sources
- × @utalibraries Twitter

Spanish-Language Television News Production in the United States of America

Julián Rodríguez
Broadcast Journalism Specialist
Department of Communication
University of Texas at Arlington
[@JRodMedia](#) & julian.rodiguez@uta.edu

PRODUCCIÓN DE NOTICIAS TELEVISIVAS
EN ESPAÑOL EN ESTADOS UNIDOS DE AMÉRICA

Julián Rodríguez





American Sweet Corn



American Dent Corn

1

THE



AMERICAS



Mexican Corn ~60 Varieties



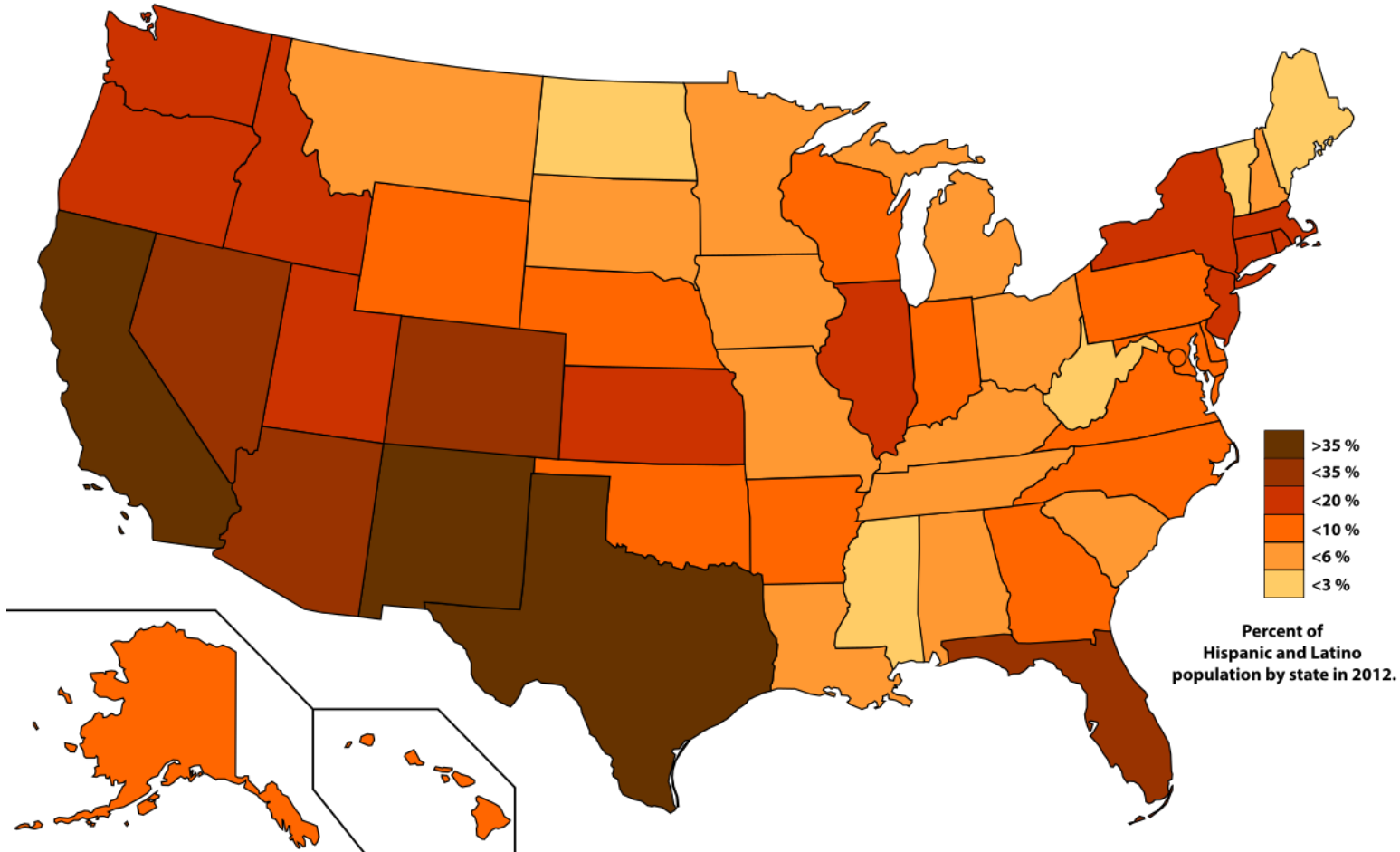
American Society



OER Challenge: Producing TV News in Spanish in the USA

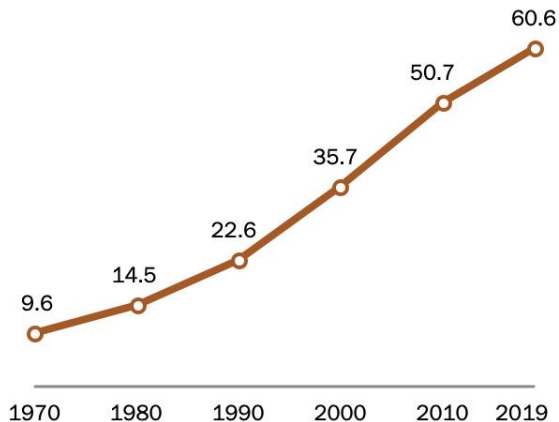
You have to be
flexible





U.S. Hispanic population reached nearly 61 million in 2019

In millions



Note: Population estimates for 1990-2019 are as of July 1 for each year. Hispanics are of any race.

Source: Pew Research Center analysis of 1970-1980 estimates based on decennial censuses (see 2008 report “U.S. Population Projections: 2005-2050”), U.S. intercensal population estimates for 1990-1999 and 2000-2009, and U.S. Census Bureau Vintage 2019 estimates for 2010-2019.

PEW RESEARCH CENTER

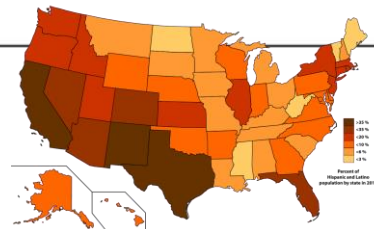
U.S. counties with largest Hispanic population, 2019

	Hispanic population	% of population that is Hispanic
Los Angeles County, California	4,880,000	49%
Harris County, Texas	2,060,000	44
Miami-Dade County, Florida	1,890,000	69
Maricopa County, Arizona	1,410,000	31
Cook County, Illinois	1,320,000	26
Riverside County, California	1,240,000	50
Bexar County, Texas	1,220,000	61
San Bernardino County, California	1,190,000	54
San Diego County, California	1,140,000	34
Orange County, California	1,080,000	34
Dallas County, Texas	1,070,000	41

Note: Population estimates are as of July 1, 2019. Hispanics are of any race. Estimates rounded to the nearest 10,000.

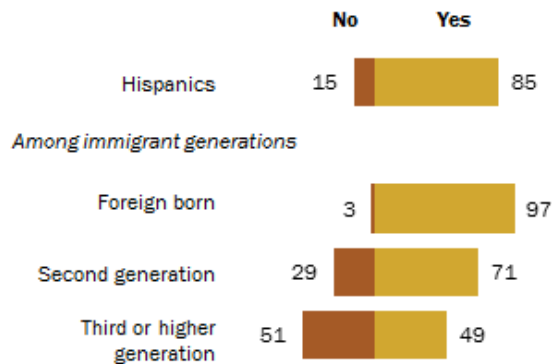
Source: Pew Research Center analysis of U.S. Census Bureau Vintage 2019 estimates.

PEW RESEARCH CENTER



Share of Hispanic parents who speak Spanish to their children declines across immigrant generations

Do you speak Spanish to your children, or not?
% of parents saying ...



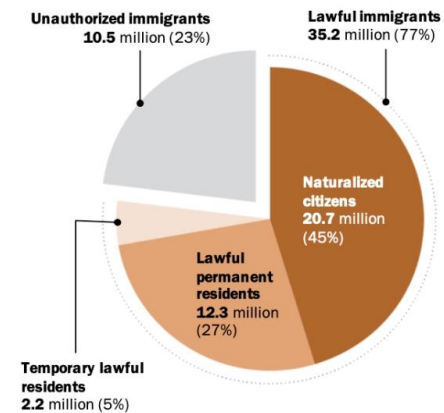
Note: Although those born in Puerto Rico are U.S. citizens by birth, they are included among the foreign born in this analysis because they were born into a Spanish-dominant culture. Voluntary responses of "Don't know" and "Refused" not shown.

Source: Pew Research Center 2015 National Survey of Latinos.

PEW RESEARCH CENTER

Unauthorized immigrants are almost a quarter of U.S. foreign-born population

Foreign-born population estimates, 2017



Note: Figures for the total and subgroups differ from published U.S. Census Bureau totals because census data have been augmented and adjusted to account for undercount of the population. All numbers are rounded. Unauthorized immigrants include some with temporary protection from deportation under Deferred Action for Childhood Arrivals (DACA) and Temporary Protected Status (TPS), as well as pending asylum cases.

Source: Pew Research Center estimates based on augmented U.S. Census Bureau data.

PEW RESEARCH CENTER

Producción de Noticias Televisivas en Español en Estados Unidos de América

Julian Rodriguez

This open educational resource is currently in development. Please be aware that there might be updates throughout the semester as we continue adding and editing content, testing for accessibility, and incorporating feedback from pilot semester(s). If you need an accessibility accommodation or have questions about the use of this text, please contact OER services at pressbooks@uta.edu.

Todos los derechos reservados

LEER EL LIBRO



Descargar este libro





Television

Designated Market Areas (DMA)

Tabla 5.1: Áreas de Mercado Designadas (DMA) Hispana y Total

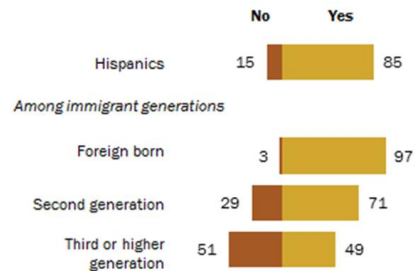
#	DMA Hispana	TVHH	DMA Total	TVHH
1	Los Ángeles	1.876.250	New York	7.100.300
2	New York	1.412.190	Los Ángeles	5.276.600
3	Miami-Ft. Lauderdale	802.550	Chicago	3.251.370
4	Houston	701.160	Philadelphia	2.816.850
5	Dallas-Ft. Worth	545.700	Dallas-Ft. Worth	2.622.070
6	Chicago	517.370	Washington, DC (Hagrstwn)	2.482.480
7	San Antonio	453.900	Houston	2.423.360
8	San Francisco-Oak-San José	417.180	San Francisco-Oak-San José	2.414.470
9	Phoenix (Prescott)	396.460	Boston (Manchester)	2.364.870
10	Harlingen-Wslco-Brnsvl-McA	307.320	Atlanta	2.341.390
11	Sacramnto-Stkton-Modesto	300.570	Tampa-St. Pete (Sarasota)	1.875.420
12	Orlando-Daytona Bch-Melbrn	279.060	Phoenix (Prescott)	1.864.420
13	Fresno-Visalia	269.980	Seattle-Tacoma	1.854.810
14	Albuquerque-Santa Fe	262.700	Detroit	1.777.240
15	Philadelphia	257.790	Minneapolis-St. Paul	1.713.310
16	Washington, DC (Hagrstwn)	254.910	Miami-Ft. Lauderdale	1.697.840
17	San Diego	254.600	Denver	1.585.270



Karen Ballesteros: Mesa de Asignaciones, Telemundo-Dallas, TX (KXTX)

Share of Hispanic parents who speak Spanish to their children declines across immigrant generations

Do you speak Spanish to your children, or not?
% of parents saying ...



Note: Although those born in Puerto Rico are U.S. citizens by birth, they are included among the foreign born in this analysis because they were born into a Spanish-dominant culture. Voluntary responses of "Don't know" and "Refused" not shown.
Source: Pew Research Center 2015 National Survey of Latinos.

PEW RESEARCH CENTER



EMERGING



JOURNALISM



NBC NEWS



TELEMUNDO

Owned and Operated Stations



Video 4.3

Operador de Automatización (Automation Operator)

Este es un ejemplo del trabajo que hace el Operador de Automatización del noticiero Telemundo-Denver, NV. El sistema de automatización empleado es el Ross OverDrive.



Video 5.1

Ejemplo de un Carrete de Demostración Básico (Demo Reel)



Audio 5.1

Entrevista: Cynthia Vaquera, Productora Ejecutiva de la Mañana, Univisión-Dallas, KUVN



Possible avance de la carrera profesional de un MMJ

DMA Total / Salario Medio por Cargo	1-25	26-50	51-100
Presentador	US\$171.300	US\$130.000	US\$75.000
Reportero Tradicional	US\$76.000	US\$55.000	US\$40.000
Reportero Multimedia (MMJ)	US\$62.000	US\$45.000	US\$34.000
Camarágrafo	US\$53.500	US\$45.000	US\$34.000
Editor de Video	US\$45.000	US\$36.000	US\$28.000



“Video Periodismo—o Periodismo Multimedia, como se le conoce recientemente—es una de esas profesiones que pueden ser estresantes, pero al mismo tiempo, una de las más gratificantes de la industria. Para lograr tener éxito en cada historia hay que vencer los obstáculos que se presentan en cada asignación: el tiempo es uno de ellos y es el más recurrente. El manejo del tiempo, tener bien claro lo que se quiere y se puede lograr con cada una de las historias son sólo algunas de las claves para la producción de los reportajes asignados.”
 Fernando Mejia, Senior MMJ, Telemundo-Dallas -

Figura 6.3

Ejemplo de Edición Hamaca en el Sistema de Edición de Video



Fuente: Interfaz de Adobe Premiere Pro CC, 2019

Video 4.1

Lourdes Vázquez: Ex Productora de Contenido Digital, Univisión-Dallas, Noticias23





WHERE ARE WE
RIGHT NOW?



RIGHT
HERE

Spanish-Language Television News Production in the United States of America

Julián Rodríguez

Broadcast Journalism Specialist
Department of Communication
University of Texas at Arlington
[@JRodMedia](#) & julian.rodiguez@uta.edu

PRODUCCIÓN DE NOTICIAS TELEVISIVAS
EN ESPAÑOL EN ESTADOS UNIDOS DE AMÉRICA

Julián Rodríguez



Capacity

Inclusion

Michelle Reed

Director of Open Educational
Resources, UTA Libraries

[@LibrariansReed](#)

Dr. Bonnie Boardman

Assistant Professor of
Instruction, Department of
Industrial, Manufacturing &
Systems Engineering

[@BonnieBoardman](#)

Julián Rodríguez

Broadcast Journalism
Specialist, Department of
Communication

[@JRodMedia](#)

Thank You!

Questions & Discussion

