

MICROBIAL DIVERSITY AND IMMUNOGENETICS OF WHIPTAIL  
LIZARDS (*ASPIDOSCELIS*)

by

KATHLEEN L. CURRIE

Presented to the Faculty of the Graduate School of

The University of Texas at Arlington

in Partial Fulfillment of the Requirements

for the Degree of

DOCTOR OF PHILOSOPHY

THE UNIVERSITY OF TEXAS AT ARLINGTON

AUGUST 2022

# Table of Contents

<b>Chapter 1: Comparison of Cloacal Microbiomes in Whiptail Lizards (<i>Aspidoscelis</i>) Across Environments</b>	<b>1</b>
<b>Introduction</b>	<b>1</b>
<b>Methods</b>	<b>4</b>
<i>Sample collection</i>	4
<i>DNA Extraction, Amplification, and Sequencing</i>	5
<i>Data processing</i>	6
<i>Statistical Analysis</i>	7
<b>Results</b>	<b>8</b>
<i>Sampling</i>	8
<i>Data Processing</i>	9
<i>Statistical Analyses</i>	10
<i>Mediterranean California</i>	10
<i>South Central Semiarid Prairies</i>	10
<i>Tamaulipas-Texas Semiarid Plains</i>	11
<i>Warm North American Deserts</i>	12
<i>Reproductive modes across biomes</i>	13
<b>Discussion</b>	<b>14</b>
<i>Comparison across environments</i>	15
<i>Sexuals vs asexuals</i>	17
<b>Conclusion</b>	<b>18</b>
<b>References</b>	<b>18</b>
<b>Tables</b>	<b>22</b>
<b>Figures</b>	<b>26</b>
<b>Chapter 2: Host Genetic Variation and the Cloacal Microbiome Diversity of Whiptail Lizards (<i>Aspidoscelis</i>)</b>	<b>35</b>
<b>Introduction</b>	<b>35</b>
<b>Methods</b>	<b>39</b>
<i>Field work and sampling</i>	39
<i>Microbiome sequencing</i>	40
<i>RADseq sequencing</i>	41
<i>Data Processing</i>	42

<i>Population stratification</i>	43
<i>Correlations with microbiome composition</i>	44
<b>Results</b>	<b>45</b>
<i>RADseq summary</i>	45
<i>Population stratification</i>	45
<i>Microbiome diversities</i>	47
<i>Host genetic diversity and microbiome composition</i>	47
<b>Discussion</b>	<b>48</b>
<i>Population stratification</i>	48
<i>Host genetics and microbiome correlations</i>	49
<b>References</b>	<b>51</b>
<b>Tables</b>	<b>55</b>
<b>Figures</b>	<b>61</b>
<b>Chapter 3: Characterization of MHC II Beta Genes in Whiptail Lizards (Aspidoscelis)</b>	<b>65</b>
<b>Introduction</b>	<b>65</b>
<b>Methods</b>	<b>69</b>
<i>Sampling</i>	69
<i>RNA library preparation</i>	70
<i>Transcriptome assembly</i>	71
<i>Identification of MHC class II beta genes</i>	72
<i>Manual annotation of MHC class II beta gene models</i>	74
<i>Phylogenetic analysis</i>	74
<b>Results</b>	<b>76</b>
<i>Sequencing and assemblies</i>	76
<i>Identification of MHC class II beta genes</i>	76
<i>Phylogenetic Analysis</i>	77
<b>Discussion</b>	<b>78</b>
<i>MHC and the Red Queen</i>	79
<i>Phylogenetic analysis</i>	81
<i>Future Directions</i>	82
<b>References</b>	<b>84</b>

<b>Tables</b>	<b>88</b>
<b>Figures</b>	<b>91</b>
<b>Appendix I</b>	<b>93</b>
<b>Appendix II</b>	<b>104</b>
<b>Appendix III</b>	<b>108</b>
<b>Appendix IV</b>	<b>164</b>

# **Chapter 1: Comparison of Cloacal Microbiomes in Whiptail Lizards (Aspidoscelis) Across Environments**

## **Introduction**

All multicellular organisms are inhabited by a variety of microorganisms which, along with their respective genomes, are collectively known as the host's microbiome. For vertebrates these microbiota can be found externally (e.g. skin, hair) and throughout many different systems internally (e.g. digestive, respiratory, reproductive) (Ley et al. 2008; Trevelline et al. 2018). The host-microbiome relationship is highly complex, with each affecting the other in significant ways (Ley et al. 2008). These communities, especially those in the gastrointestinal tract, play a significant role in host physiology (e.g. immune response, digestion, nutrient uptake; Bonder et al. 2016; Ley et al. 2006). The acquisition, development, and maintenance of these communities can be influenced by several factors such as the host's environment, diet, and genetics (Goodrich et al. 2014; Park et al. 2021; Spor, Koren, and Ley 2011; Wu et al. 2018).

Many environmental factors such as habitat, climate, and altitude have all been shown to play a role in the composition of these gut communities (Longo et al. 2017; Rothschild et al. 2018; Wu et al. 2018). In human studies, household sharing is seen to

to affect microbiome composition more than relatedness of individuals, and studies in mice and lizards have found significant associations between gut communities and altitude shifts (Gorkiewicz et al. 2018; Rothschild et al. 2018; Suzuki, Martins, and Nachman 2019; Zhang et al. 2018). Research has also shown that diet may have the biggest affect on community composition and can significantly alter the presence and abundances of microbes, which can have downstream affects when it comes to food digestion and nutrient uptake (Kohl and Carey 2016; Kohl et al. 2017; Ley et al. 2018; Robertson et al. 2019; Spor, Koren, and Ley 2011). For example, an incredible shift in species richness and diversity is seen in human infants when solid foods are introduced to their diets, and similar shifts are seen in omnivorous lizards when they are transitioned to fully herbivorous diets (Kohl et al. 2016; Robertson et al. 2019).

Gut microbial communities can also be influenced by host genetics, though to what extent is still unknown (Bonder et al. 2016). Some studies have identified heritable bacterial taxa and have found associations between certain bacterial taxa and specific genes, while other studies have found that host genetics play a minor role at best (Bonder et al. 2016; Blekhman et al. 2015; Sanna et al. 2022). These conflicting results may arise for a number of reasons including sampling methods, study system, lab-reared vs wild organisms, and analytical methods (Goodrich et al. 2014; Kohl et al. 2017; Sanna et al. 2022). Evidence of this can be seen in studies finding significant correlations between host genetics and gut bacterial communities of lab-reared model organisms (e.g. mice) where environmental conditions are highly controlled, versus studies of wild organisms in which the host's affect on gut bacteria is less clear (Bahrndorff et al. 2016; Kohl et al. 2016, 2017).

It is also worth noting the disproportionate amount of vertebrate microbiome studies that use mammalian versus non-mammalian systems, leaving the latter poorly explored despite making up a large portion of vertebrates (Pascoe et al. 2017). Additionally, the overwhelming majority of these studies are done on lab-reared model systems or captive animals like livestock and pets (Pascoe et al. 2017). Neither of which give an accurate representation of the animal's natural microbiome, and leaves the microbiomes of wild vertebrates wildly understudied. Increasing the number of studies using natural populations will allow us to learn more about the relationship between the host and microbiome, as well as enhance our understanding of biodiversity and natural history of populations.

To address these concerns, we utilized wild populations of Whiptail lizards (genus *Aspidoscelis*) which are widespread throughout the southwestern United States and Mexico, and exhibit both sexual and asexual reproduction. The latter are all-female clonal lineages that arise via hybridization events between two sexual species and reproduce via parthenogenesis, requiring no reproductive or genetic input from males (Manning et al. 2005; Wright et al. 1993). True parthenogenesis is rare in nature, and in vertebrates is only seen in lizards and snakes (Avisé 2008; Fujita et al. 2020). Thus, whiptails provide a unique opportunity to investigate the factors that influence microbiome composition in vertebrates as asexual species can serve as a control for genetic variation and live in sympatry with their sexually reproducing relatives. Comparisons between these sympatric sexual and asexual species allow an explicit test between the influences of host population genetics and the environment.

Here, we aim to identify differences in gut microbial community composition between reproductive modes within sympatric localities and across different localities. We expect there to be a shared “core” community between all species as their habitats and diets will be the same, but anticipate differences in the abundance of some bacterial taxa as a result of different reproductive mode. The asexual species presumably come into less physical contact with other individuals as they do not require a mate to reproduce, which would result in decreased sharing of communities. We expect to see the “core” communities across localities as well, but could again see differences in abundance as well as diversity due to varying environmental conditions. Ultimately by addressing these questions we will gain a deeper understanding of the host-microbiome relationship, and specifically how the host’s genetics and environment may affect microbial community composition.

## Methods

### Sample collection

Sampling for this study took place across Texas (Presidio Co., Brewster Co., Webb Co., Jeff Davis Co., and Potter Co.), New Mexico (Otero Co. and Socorro Co.), Colorado (Otero Co.), and California (Orange Co.). We categorized regions by biome as follows the Commission for Environmental Cooperation (Mumme and Duncan 1997): Mediterranean California (MC), South Central Semiarid Prairies (SCSP), Tamaulipas-Texas Semiarid Plains (TTSP), and Warm North American Deserts (WNAD). For the asexuals, we targeted *Aspidoscelis exsanguis*, *A. laredoensis*, *A. neomexicanus*, *A.*



*neotesselatus*, *A. sonorae*, *A. tessellatus*, and *A. uniparens*. For the sexuals, we targeted *A. gularis*, *A. inornatus*, *A. marmoratus*, and *A. septemvittatus*. (Sample information is available in Appendix I)

Immediately following verification of euthanasia (ACUC protocol A13.010), lizards were prepared for bacterial sampling by cleaning the vent and surrounding area with an ethanol wipe. A sterile swab (Puritan 253316U Ultra Flocked Swab) was then inserted into the cloaca and rotated back and forth ~10 times, followed by collection of a second swab done in the same manner (Colston, Noonan, and Jackson 2015). Each swab was placed in a sterile cryovial and stored in liquid nitrogen until returned to the lab where they were transferred to a -80°C freezer until further processing. In addition to cloacal swabs, various tissues (liver, heart, skeletal muscle, spleen, stomach and a portion of hind-gut containing fecal matter) were also collected when possible for use in additional studies and stored in either RNAlater or liquid nitrogen. All individuals were then prepared as museum specimens and deposited in the collections of the Amphibian and Reptile Diversity Research Center (ARDRC) at University of Texas at Arlington.

## **DNA Extraction, Amplification, and Sequencing**

We extracted DNA from all cloacal swabs using the DNEasy PowerSoil Pro Kit (Qiagen) and also included one “blank” extraction from each kit used in order to correct for any potential contaminants from the extraction process. We then assessed DNA yield using the dsDNA High Sensitivity Assay Kit on a Qubit Fluorometer 2.0. The V3V4

region of the 16S rRNA gene was amplified via polymerase chain reaction using indexed primers. Each 25ul reaction contained: 5ul of Q5 reaction buffer (5x), 5ul of Q5 high GC enhancer (5x), 0.2ul of 25mM dNTP, 1ul of both primers (5uM), 0.2ul of Q5 Hot Start DNA polymerase (NEB), 1-10ng DNA and water to reach the final 25ul volume. Each reaction was done in triplicate and run under the following thermocycling conditions: 98°C for 2 min (initial denaturation), followed by 32 cycles of 98°C for 2 min (denaturation), 53.6°C for 20s (annealing), 72°C for 20s (extension), and final extension at 72°C for 2 min. Once PCR products were verified on a 1% agarose gel, the triplicates were pooled for each individual sample and quantified again using the Qubit. Amplicons were then pooled at equal concentrations (2ng per sample) into a single library. Sequencing was done using an Illumina MiSeq v3 platform for 300 bp paired-end reads.

## Data processing

Sequences were received demultiplexed. We used *cutadapt* to remove primers and then imported them to R for further processing. The DADA2 package was used for quality filtering and trimming of sequences, merging paired reads, constructing an Amplicon Sequence Variant (ASV) table, removing chimeras, and assigning taxonomy using the Silva 138 reference database (Callahan et al. 2016). Once taxonomy and ASV count tables were generated, potential contaminants were removed based on the sequences that were returned for the two negative controls (decontam). Sequences were aligned using the R package DECIPHER and an unrooted tree was inferred from

the alignment using the neighbor-joining algorithm in the R package phangorn (Schliep 2011; Wright 2016). This tree served as the starting point for a maximum likelihood analysis using the function `optim.pml()` employing the GTR model with NNI branch swapping. Using the `phyloseq` package (McMurdie and Holmes 2013), the sample metadata, ASV count table, taxonomy table, sequences, and tree were all combined into a single object. Finally, all ASVs assigned to Chloroplast or Mitochondria were filtered out and the resulting object was used for all further analyses.

## Statistical Analysis

Observed richness and Shannon diversity index (SDI) values were obtained using the `phyloseq` function `estimate_richness()`, and Faith's phylogenetic diversity values were calculated using the `estimate_pd()` function from the `btools` package. Normality testing was performed using the Shapiro-Wilk test. Subsequently, for the two biomes where both reproductive modes were sampled (TTSP and WNAD), the effect of reproductive mode on each alpha diversity metric was tested for significance using the Wilcoxon rank-sum test. The effect of biome on alpha diversity for each reproductive mode was also tested for significance using either the Wilcoxon rank-sum test or the Kruskal-Wallis rank sum test. Additionally, the mean, min, median, max, and standard deviation of the alpha diversity metrics were calculated for each reproductive mode in each biome. ASV counts were then transformed to relative abundances and ASVs were agglomerated separately at the phylum and family levels, resulting in two new `phyloseq`

objects (Appendices II & III, respectively). The following steps were performed for each object at their respective taxonomic level: the mean ASV abundances were calculated separately for each reproductive mode in each biome, and these means were then used to identify the most abundant taxa across all samples. Any ASV not in the top 5 most abundant phyla or top 10 most abundant families were designated as “Other” for plotting purposes.

Comparison of beta diversity was done between sexuals and asexuals within the TTSP and WNAD biomes, as well as for each reproductive mode across all biomes. Bray-Curtis distances were calculated using the `vegdist()` function in the `vegan` package, and both weighted and unweighed UniFrac distances were obtained with `phyloseq`. Once again using `vegan`, the `betadisper()` function was used to calculate dispersion between groups and the `adonis()` function was used to perform a PERMANOVA for each distance metric. Differential abundance of bacterial phyla and families was tested using `differentialTest()` in the R package `corncob`.

## Results

### Sampling

Overall, we collected cloacal swabs, tissue, and specimens from 167 individuals across all collection sites under IACUC-approved protocols (A13.010; Fig 1). For the asexuals we collected a total of 60 individuals from *A. exsanguis* (n = 17), *A. laredoensis* (n = 3), *A. neomexicanus* (n = 9), *A. neotesselatus* (n = 1), *A. sonorae* (n = 21), *A. tessellatus* (n = 7), and *A. uniparens* (n = 2). For the sexuals we collected a total

of 107 individuals from *A. gularis* (n = 16), *A. inornatus* (n = 33), *A. marmoratus* (n = 29), and *A. septemvittatus* (n = 29)(Fig. 1; all specimen locality data is available in Appendix I). DNA was extracted from the first swab for all samples, and the following results are based on those extractions.

## Data Processing

Sequencing resulted in 22,788,874 paired-end 300-bp reads, 6,434,514 of which were not indexed, resulting in 16,354,360 indexed, 300-bp paired-end reads. Processing in DADA2 returned 10,290,732 reads after quality filtering and trimming, 4,810,110 merged paired-end reads, and 4,483,922 non-chimeric paired-end reads. Assigning taxonomy in DECIPHER resulted in 14,810 ASVs, which was reduced to 14,787 after removing likely contaminants with decontam. Filtering with phyloseq resulted in the removal of 26 Mitochondrial sequences, 28 Chloroplast sequences, and 112 sequences that were unassigned at class level. The resulting dataset contained 14,621 ASVs, which were further reduced to 14,582 after filtering those that did not appear at least once in any sample.

## Statistical Analyses

### Mediterranean California

The mean observed richness for asexuals (n= 21) in Mediterranean California was 56, the mean Shannon diversity index was 1.8, and the mean phylogenetic diversity was 17.7 (Table 1; Fig. 2-4). The top four most abundant phyla were *Firmicutes* (55.4%  $\pm$  5.9% (SE)), *Actinobacteriota* (24%  $\pm$  4.7%), *Proteobacteria* (14.5%  $\pm$  5.6%), and *Bacteroidota* (4.4%  $\pm$  0.68%) (Fig. 5). The most abundant bacterial family was *Lachnospiraceae* which accounted for 43.6% ( $\pm$  5.0%) (Fig. 6). The next two most abundant families were *Diplorickettsiaceae* (10.3%  $\pm$  5.8%) and *Dietziaceae* (8.9%  $\pm$  2.1%), and eleven other families contributed between 1%-3% (Fig. 6).

### South Central Semiarid Prairies

The single asexual individual from the South Central Semiarid Prairies had a richness of 100, Shannon diversity index of 2.3, and phylogenetic diversity of 17.4 (Table 1; Fig. 2-4). The top four most abundant phyla were *Actinobacteriota* (76%), *Firmicutes* (18.9%), *Proteobacteria* (2.68%), and *Campylobacterota* (1.1%) (Fig. 5). The most abundant family for this individual was *Micrococcaceae* (37.6%), followed by *Dietziaceae* (14.7%), *Lachnospiraceae* (13.7%), *Brevibacteriaceae* (6.2%), *Dermabacteraceae* (6.2%), and several others accounting for 1% - 2% each (Fig. 6).

## Tamaulipas-Texas Semiarid Plains

In the Tamaulipas-Texas Semiarid Plains, the mean observed richness for asexuals (n= 3) was 46, the mean Shannon diversity index was 1.5, and the mean phylogenetic diversity was 15 (Table 1; Fig. 2-4). The top four most abundant phyla for asexuals were *Actinobacteriota* (95.9% ± 0.78%), *Firmicutes* (2.1% ± 1.3%), *Proteobacteria* (1.6% ± 0.70%), and *Bacteroidota* (0.14% ± 0.08%) (Fig. 5). The most abundant families for the asexuals were *Micrococcaceae* (43.8% ± 20.6%) and *Intrasporangiaceae* (15.1% ± 8.7%), but had contributions of 2% - 9% from other families (*Nocardiaceae*, *Nocardiodaceae*, *Brevibacteriaceae*, and *Dietziaceae*) (Fig. 6). Sexuals (n= 8) in this biome had a mean observed richness of 39, a mean Shannon diversity index of 1.6, and mean phylogenetic diversity of 12.5 (Table 1; Fig. 2-4). The top four most abundant phyla for sexuals were *Actinobacteriota* (95% ± 2.3%), *Proteobacteria* (3.6% ± 1.9%), *Firmicutes* (0.73% ± 0.42%), and *Bacteroidota* (0.28% ± 0.16%) (Fig. 5). The most abundant family for the sexuals was *Dietziaceae* (40.4% ± 9.6%), with four other families contributing 10% - 15% (*Brevibacteriaceae*, *Dermabacteraceae*, *Corynebacteriaceae*, and *Micrococcaceae*) (Fig. 6). There were no significant differences for any of the alpha diversity metrics between sexuals and asexuals (Table 2; Fig. 2-4). However, when comparing beta diversity by Bray-Curtis distance, there was a significant difference ( $p= 0.011$ ) in composition between sexuals and asexuals, though they were dispersed similarly (Table 3; Fig. 7). Clustering by both weighted and unweighted UniFrac distances did not show significant differences in community composition or community membership, and both groups showed similar

dispersion (Table 3; Fig. 8-9). Differential abundance analyses did not show any significant differences between asexuals and sexuals for bacterial families or phyla.

## Warm North American Deserts

In the Warm North American Deserts, the mean observed richness for asexuals (n=35) was 46, the mean Shannon diversity index was 1.4, and the mean phylogenetic diversity was 14.8 (Table 1; Fig. 2-4). The most abundant phyla for asexuals were *Actinobacteriota* (68.5% ± 5.6%), *Firmicutes* (19.4% ± 4.6%), *Proteobacteria* (7% ± 1.7%), and *Bacteroidota* (3.6% ± 1.1%) (Fig. 5). The most abundant families for asexuals were *Dietziaceae* (36% ± 7.4%), *Micrococcaceae* (16.4% ± 5.3%), and *Lachnospiraceae* (10.3% ± 2.9%), with a dozen others each contributing 1%-3% (Fig. 6). Sexuals (n= 99) had a mean observed richness of 49, a mean Shannon diversity index of 1.8, and mean phylogenetic diversity of 15.8 (Table 1-2; Fig. 2-4). Sexuals had the same top three phyla of *Actinobacteriota* (56.1% ± 3.6%), *Firmicutes* (23.5% ± 3%), and *Proteobacteria* (8.1% ± 1.1%), but their fourth was *Campylobacterota* (5.4% ± 1.7%) (Fig. 5). The sexuals had the same three most abundant families as the asexuals, though with different abundances: *Dietziaceae* (18.9% ± 2.6%), *Lachnospiraceae* (14.7% ± 2.0%) and *Micrococcaceae* (13.8% ± 2.5%) (Fig. 6). When comparing alpha diversity, the only significant difference between groups was in Shannon diversity index ( $p=0.021$ ; Table 2). When comparing beta diversity, there was a significant difference in Bray-Curtis distance ( $p= 0.015$ ), but the groups were similarly dispersed (Table 3; Fig. 7). Clustering by weighted UniFrac showed a significant



difference in both community composition ( $p=0.014$ ) and dispersion ( $p= 0.029$ ), but no significant differences in community membership or dispersion were observed when clustering by unweighted UniFrac (Table 3; Fig 8-9). Differential abundance analysis between reproductive modes showed that bacterial families *Nocardiaceae*, *Enterobacteriaceae*, and *Moraxellaceae* were significantly higher in asexuals ( $p < 0.005$ ), while *Corynebacteriaceae*, *Monoglobaceae*, *Helicobacteraceae*, and *Brevibacteriaceae* were significantly higher in sexuals ( $p < 0.005$ ; Table 4). Only one phylum (*Campylobacterota*) showed to be differentially abundant, and was significantly higher in sexuals ( $p < 0.001$ ; Table 4).

## Reproductive modes across biomes

Beta diversity of asexuals was compared across all four biomes (MC, SCSP, TTSP, and WNAD) and showed significant differences and different dispersions for all methods (“Asexual ~ Biome”; Table 3; Fig. 7-9). When measured by Bray-Curtis distance,  $p= 0.001$  and dispersion  $p=0.0001$  (Table 3). Clustering by weighted UniFrac,  $p= 0.001$  and dispersion  $p < 0.001$  (Table 3). Clustering by unweighted UniFrac,  $p = 0.001$  and dispersion  $p < 0.001$  (Table 3). Pairwise comparisons of beta-diversity of asexuals between biomes resulted in two significant comparisons in Bray-Curtis dissimilarity, unweighted UniFrac, and weighted UniFrac: comparisons between MC and the TTSP, and between MC and WNAD (Table 5) Differential abundance testing showed that asexuals in WNAD and TTSP had significantly higher abundances of

bacterial phylum *Actinobacteriota* than those in MC, but significantly lower abundances of *Firmicutes*, *Bacteroidota*, and *Campylobacterota* (Table 6). Additionally, asexuals in WNAD also had significantly lower abundances of *Campylobacterota* than those in SCSP. A number of bacterial families were shown to be significantly differentially abundant, and can be seen in Table 6.

Comparisons were also made for sexuals across the two biomes in which they were sampled (TTSP and WNAD; Table 7). A significant difference was seen in beta-diversity when measured by Bray-Curtis ( $p= 0.001$ ) and groups were dispersed differently ( $p < 0.001$ ; Table 3; Fig. 7). Additionally, there were significant differences when clustering by weighted ( $p= 0.002$ ) and unweighted ( $p= 0.01$ ) UniFrac, though groups were only dispersed differently for weighted ( $p < 0.001$ ) UniFrac (“Sexual ~ Biome”; Table 3; Fig. 8-9). There were no differentially abundant bacterial phyla between sexuals across biomes, though there were three families that were significantly higher in those from TTSP when compared to WNAD sexuals: *Intrasporangiaceae*, *Dermabacteraceae*, *Brevibacteriaceae* (Table 7). All diversity metrics per sample are detailed in Appendix IV.

## Discussion

Given the crucial role the vertebrate gut microbiome plays in the health and overall success of its host, a common aim of microbiome studies is to gain a deeper understanding of the composition of these communities and how they are influenced by various factors (e.g. habitat, diet, host genetics; Blekhman et al. 2015; Knutie et al.

2017; Rothschild et al. 2018). While there has been a shift in recent years to investigate the microbiomes of wild non-model organisms, reptiles remain underutilized as study systems despite being one of the most diverse vertebrate groups (Kohl et al. 2016; Zhang et al. 2018). Our study contributes to the growing number of reptile microbiome studies while also seeking to identify how the composition of the microbiome differs in sympatric parthenogenetic and sexually reproducing lizards of the same genus across and within different biomes.

## **Comparison across environments**

We characterized the cloacal microbiomes of sexual and asexual whiptail lizards across four biomes in the southwestern United States. When examining microbial communities of sexuals and asexuals within-biome, we found significant differences in alpha-diversity (Shannon Diversity Index - WNAD), beta-diversity (community dissimilarity - WNAD and TTSP; phylogenetic community composition - WNAD), and differentially abundant taxa (Phyla and Families - WNAD; Tables 2-4; Fig. 2-4). We also examined both reproductive modes between-biomes, and in sexuals found significant differences in beta-diversity (community dissimilarity and phylogenetic community composition) as well as differentially abundant bacterial families (Tables 3,7). In contrast, for asexuals between biomes there were significant differences in beta-diversity (community dissimilarity, phylogenetic community composition, and community membership) and many more differentially abundant phyla and families (Tables 3,5-6).

While we do see significant differences between reproductive modes, the results in their entirety tend to suggest that the environment (biome) had a larger influence on microbiome communities (Table 2; Fig. 5-6). However, it is worth noting that some of these comparisons could have been affected by uneven sampling, as we were only able to obtain samples from both reproductive modes in two (WNAD and TTSP) out of the four biomes we collected in, and one biome in particular was more heavily sampled than the others (WNAD).

Additionally, some of the biggest differences seen between biomes were observed among the samples within the Mediterranean California biome. The asexual lizards collected there (*Aspidoscelis sonora*) are highly urbanized and considered to be invasive as they are native to the desert habitats of Arizona, New Mexico, and adjacent Mexico (Fisher, Fisher, and Pauly 2022). Similar to other microbiome studies on species from natural populations in disturbed versus undisturbed areas, we also see the impact of urbanization on microbiome community composition among closely-related species (Murray et al. 2020; Wu et al. 2018). Specifically, the asexual species from MC had a significantly higher abundance of the phylum *Firmicutes* than any other group in any other biome (Fig. 5). There is a well established link between high abundances of this phylum including increased adipose tissue, obesity, and decreased fitness (Turnbaugh et al. 2006; Abenavoli et al. 2019). Future analyses on more detailed and direct effects of urbanization on the microbiome would include a direct comparison of the MC *A. sonora* samples with other *A. sonora* from its native range. Though in this instance we are analyzing an invasive lizard population, this pattern still provides more evidence for the negative effects that urbanization and

human disturbance could have on the health of wildlife (Bahrndorff et al. 2016; Wu et al. 2018).

## **Sexuals vs asexuals**

We were able to collect individuals from both reproductive modes in two different biomes: the Warm North American Deserts (WNAD) and the Tamaulipas-Texas Semiarid Plains (TTSP). The top three most abundant phyla for both reproductive modes in both biomes were *Actinobacteriota*, *Firmicutes*, and *Proteobacteria* (Fig. 5). In TTSP, asexuals and sexuals also shared the same fourth most abundant phylum, *Bacteriodota*. In WNAD however, *Bacteriodota* was the fourth most abundant phylum for asexuals, while *Campylobacterota* was the fourth most abundant for sexuals (Fig. 5). While the difference in SDI between sexuals and asexuals was significant within the WNAD, we saw no significant difference between reproductive mode within the TTSP (Fig. 2). Within the WNAD, we did have somewhat uneven sampling (35 asexuals vs 99 sexuals), and in future analyses we would improve upon the sampling strategy to include sampling of more individuals, more even sampling within and between biomes, and collection of additional media, such as plants, water, or soil, for comparison. Moreover, as previous studies have done, we would also compare the microbiome composition of the cloacal swabs used in this study to fecal samples collected from the hind-gut (Kohl et al. 2017; Videvall et al. 2018).

## Conclusion

Overall our study utilized wild populations of a non-model system to investigate the drivers in microbiome diversity. Our results suggest that host environment (biome) plays a more significant role in influencing microbiome community than that of reproductive mode in whiptail lizards, which is consistent with findings of other studies investigating the various factors that influence microbiome composition. We also show that the composition of an urbanized group of whiptail lizards is distinctly different from groups in their natural population ranges. Specifically of note was the much higher abundance of the bacterial phylum *Firmicutes* in the urbanized lizards, as this phylum is very closely linked with obesity and could be an indication of the impacts urbanization and humans have on the overall health of wildlife. Further investigation into what potential effects host-genetics might have on the microbiome could help better define broad host-microbiome interactions in this useful lizard system.

## References

- Abenavoli, Ludovico, Emidio Scarpellini, Carmela Colica, Luigi Boccuto, Bahare Salehi, Javad Sharifi-Rad, Vincenzo Aiello, et al. 2019. "Gut Microbiota and Obesity: A Role for Probiotics." *Nutrients* 11 (11). <https://doi.org/10.3390/nu11112690>.
- Avise, John. 2008. *Clonality: The Genetics, Ecology, and Evolution of Sexual Abstinence in Vertebrate Animals*. Oxford University Press, USA.
- Bahrndorff, Simon, Tibebu Alemu, Temesgen Alemneh, and Jeppe Lund Nielsen. 2016. "The Microbiome of Animals: Implications for Conservation Biology." *International Journal of Genomics and Proteomics* 2016 (April): 5304028. <https://doi.org/10.1155/2016/5304028>.
- Blekhman, Ran, Julia K. Goodrich, Katherine Huang, Qi Sun, Robert Bukowski, Jordana T. Bell, Timothy D. Spector, et al. 2015. "Host Genetic Variation Impacts

- Microbiome Composition across Human Body Sites.” *Genome Biology* 16 (September): 191. <https://doi.org/10.1186/s13059-015-0759-1>.
- Bonder, Marc Jan, Alexander Kurilshikov, Etti F. Tigchelaar, Zlatan Mujagic, Floris Imhann, Arnau Vich Vila, Patrick Deelen, et al. 2016. “The Effect of Host Genetics on the Gut Microbiome.” *Nature Genetics* 48 (11): 1407–12. <https://doi.org/10.1038/ng.3663>.
- Callahan, Benjamin J., Paul J. McMurdie, Michael J. Rosen, Andrew W. Han, Amy Jo A. Johnson, and Susan P. Holmes. 2016. “DADA2: High-Resolution Sample Inference from Illumina Amplicon Data.” *Nature Methods* 13 (7): 581–83. <https://doi.org/10.1038/nmeth.3869>.
- Colston, Timothy J., Brice P. Noonan, and Colin R. Jackson. 2015. “Phylogenetic Analysis of Bacterial Communities in Different Regions of the Gastrointestinal Tract of *Agkistrodon Piscivorus*, the Cottonmouth Snake.” *PloS One* 10 (6): e0128793. <https://doi.org/10.1371/journal.pone.0128793>.
- Fisher, Samuel, Robert N. Fisher, and Gregory B. Pauly. 2022. “Hidden in Plain Sight: Detecting Invasive Species When They Are Morphologically Similar to Native Species.” *Frontiers in Conservation Science* 3. <https://doi.org/10.3389/fcosc.2022.846431>.
- Fujita, Matthew K., Sonal Singhal, Tuliana O. Brunes, and Jose A. Maldonado. 2020. “Evolutionary Dynamics and Consequences of Parthenogenesis in Vertebrates.” *Annual Review of Ecology, Evolution, and Systematics* 51 (1): 191–214. <https://doi.org/10.1146/annurev-ecolsys-011720-114900>.
- Goodrich, Julia K., Jillian L. Waters, Angela C. Poole, Jessica L. Sutter, Omry Koren, Ran Blekhan, Michelle Beaumont, et al. 2014. “Human Genetics Shape the Gut Microbiome.” *Cell* 159 (4): 789–99. <https://doi.org/10.1016/j.cell.2014.09.053>.
- Gorkiewicz, Gregor, and Alexander Moschen. 2018. “Gut Microbiome: A New Player in Gastrointestinal Disease.” *Virchows Archiv: An International Journal of Pathology* 472 (1): 159–72. <https://doi.org/10.1007/s00428-017-2277-x>.
- Kohl, Kevin D., and Hannah V. Carey. 2016. “A Place for Host–microbe Symbiosis in the Comparative Physiologist’s Toolbox.” *The Journal of Experimental Biology*. <https://journals.biologists.com/jeb/article-abstract/219/22/3496/16641>.
- Kohl, Kevin D., Antonio Brun, Melisa Magallanes, Joshua Brinkerhoff, Alejandro Laspiur, Juan Carlos Acosta, Seth R. Bordenstein, and Enrique Caviedes-Vidal. 2016. “Physiological and Microbial Adjustments to Diet Quality Permit Facultative Herbivory in an Omnivorous Lizard.” *The Journal of Experimental Biology* 219 (Pt 12): 1903–12. <https://doi.org/10.1242/jeb.138370>.
- Kohl, Kevin D., Antonio Brun, Melisa Magallanes, Joshua Brinkerhoff, Alejandro Laspiur, Juan Carlos Acosta, Enrique Caviedes-Vidal, and Seth R. Bordenstein. 2017. “Gut Microbial Ecology of Lizards: Insights into Diversity in the Wild, Effects of Captivity, Variation across Gut Regions and Transmission.” *Molecular Ecology* 26 (4): 1175–89. <https://doi.org/10.1111/mec.13921>.
- Ley, Ruth E., Catherine A. Lozupone, Micah Hamady, Rob Knight, and Jeffrey I. Gordon. 2008. “Worlds within Worlds: Evolution of the Vertebrate Gut Microbiota.” *Nature Reviews. Microbiology* 6 (10): 776–88. <https://doi.org/10.1038/nrmicro1978>.

- Ley, Ruth E., Daniel A. Peterson, and Jeffrey I. Gordon. 2006. "Ecological and Evolutionary Forces Shaping Microbial Diversity in the Human Intestine." *Cell* 124 (4): 837–48. <https://doi.org/10.1016/j.cell.2006.02.017>.
- Longo, Ana V., and Kelly R. Zamudio. 2017. "Environmental Fluctuations and Host Skin Bacteria Shift Survival Advantage between Frogs and Their Fungal Pathogen." *The ISME Journal* 11 (2): 349–61. <https://doi.org/10.1038/ismej.2016.138>.
- Manning, Glenn J., Charles J. Cole, Herbert C. Dessauer, and James M. Walker. 2005. "Hybridization Between Parthenogenetic Lizards (*Aspidoscelis Neomexicanus*) and Gonochoristic Lizards (*Aspidoscelis Sexlineata Viridis*) in New Mexico: Ecological, Morphological, Cytological, and Molecular Context." *American Museum Novitates* 3492 (1): 1.
- McMurdie, Paul J., and Susan Holmes. 2013. "Phyloseq: An R Package for Reproducible Interactive Analysis and Graphics of Microbiome Census Data." *PLoS One* 8 (4): e61217. <https://doi.org/10.1371/journal.pone.0061217>.
- Mumme, Stephen P., and Pamela Duncan. 1997. "The Commission for Environmental Cooperation and Environmental Management in the Americas." *Journal of Interamerican Studies and World Affairs* 39 (4): 41–62. <https://doi.org/10.2307/166423>.
- Murray, Maureen H., Emily W. Lankau, Anjelika D. Kidd, Catharine N. Welch, Taylor Ellison, Henry C. Adams, Erin K. Lipp, and Sonia M. Hernandez. 2020. "Gut Microbiome Shifts with Urbanization and Potentially Facilitates a Zoonotic Pathogen in a Wading Bird." *PLoS One* 15 (3): e0220926. <https://doi.org/10.1371/journal.pone.0220926>.
- Park, Chang Eon, Bum-Joon Cho, Min-Ji Kim, Hee Cheon Park, and Jae-Ho Shin. 2021. "Geographical Relationships between Long-Tailed Goral (*Naemorhedus Caudatus*) Populations Based on Gut Microbiome Analysis." *Microorganisms* 9 (9). <https://doi.org/10.3390/microorganisms9092002>.
- Pascoe, Emily L., Heidi C. Hauffe, Julian R. Marchesi, and Sarah E. Perkins. 2017. "Network Analysis of Gut Microbiota Literature: An Overview of the Research Landscape in Non-Human Animal Studies." *The ISME Journal* 11 (12): 2644–51. <https://doi.org/10.1038/ismej.2017.133>.
- Sanna, Serena, Alexander Kurilshikov, Adriaan van der Graaf, Jingyuan Fu, and Alexandra Zhernakova. 2022. "Challenges and Future Directions for Studying Effects of Host Genetics on the Gut Microbiome." *Nature Genetics* 54 (2): 100–106. <https://doi.org/10.1038/s41588-021-00983-z>.
- Schliep, Klaus Peter. 2011. "Phangorn: Phylogenetic Analysis in R." *Bioinformatics* 27 (4): 592–93. <https://doi.org/10.1093/bioinformatics/btq706>.
- Spor, Aymé, Omry Koren, and Ruth Ley. 2011. "Unravelling the Effects of the Environment and Host Genotype on the Gut Microbiome." *Nature Reviews. Microbiology* 9 (4): 279–90. <https://doi.org/10.1038/nrmicro2540>.
- Suzuki, Taichi A., Felipe M. Martins, and Michael W. Nachman. 2019. "Altitudinal Variation of the Gut Microbiota in Wild House Mice." *Molecular Ecology* 28 (9): 2378–90. <https://doi.org/10.1111/mec.14905>.
- Turnbaugh, Peter J., Ruth E. Ley, Michael A. Mahowald, Vincent Magrini, Elaine R. Mardis, and Jeffrey I. Gordon. 2006. "An Obesity-Associated Gut Microbiome with



- Increased Capacity for Energy Harvest.” *Nature* 444 (7122): 1027–31. <https://doi.org/10.1038/nature05414>.
- Videvall, Elin, Maria Strandh, Anel Engelbrecht, Schalk Cloete, and Charlie K. Cornwallis. 2018. “Measuring the Gut Microbiome in Birds: Comparison of Faecal and Cloacal Sampling.” *Molecular Ecology Resources* 18 (3): 424–34. <https://doi.org/10.1111/1755-0998.12744>.
- Wright, Erik S. Wright. 2016. “Using DECIPHER v2.0 to Analyze Big Biological Sequence Data in R.” *The R Journal*. <https://doi.org/10.32614/rj-2016-025>.
- Wright, John W, and Laurie J. Vitt. 1993. *Biology of Whiptail Lizards. (Genus Cnemidophorus)* University of Oklahoma and Oklahoma Museum of Natural History, Oklahoma.
- Wu, Yueni, Yuzhan Yang, Lei Cao, Huaqun Yin, Meiyong Xu, Zhujun Wang, Yangying Liu, Xin Wang, and Ye Deng. 2018. “Habitat Environments Impacted the Gut Microbiome of Long-Distance Migratory Swan Geese but Central Species Conserved.” *Scientific Reports* 8 (1): 13314. <https://doi.org/10.1038/s41598-018-31731-9>.

# Tables

**Table 1** Mean Alpha diversity metrics by Biome and reproductive mode. Rep=Reproduction mode; SDI=Shannon Diversity Index; SD=Standard Deviation; Obs=Observed richness; PD= Faith's Phylogenetic Diversity.

Biome	Rep	n	SDI Min	SDI Median	SDI Max	SDI Mean
Mediterranean California	asexual	21	0.4956	1.7929	3.3057	1.8482
Mediterranean California	sexual	1	NA	NA	NA	NA
South Central Semiarid Prairies	asexual	1	2.2626	2.2626	2.2626	2.2626
South Central Semiarid Prairies	sexual	1	NA	NA	NA	NA
Tamaulipas - Texas Semiarid Plains	asexual	3	1.3145	1.4288	1.7308	1.4914
Tamaulipas - Texas Semiarid Plains	sexual	8	0.5040	1.5710	2.5043	1.6267
Warm North American Deserts	asexual	35	0.0790	1.2994	3.2855	1.4040
Warm North American Deserts	sexual	99	0.1735	1.9063	3.3261	1.8370
Biome	Rep		SDI SD	Obs Min	Obs Median	Obs Max
Mediterranean California	asexual		0.7294	22.0000	58.0000	113.0000
Mediterranean California	sexual		NA	NA	NA	NA
South Central Semiarid Prairies	asexual		NA	58.0000	58.0000	58.0000
South Central Semiarid Prairies	sexual		NA	NA	NA	NA
Tamaulipas - Texas Semiarid Plains	asexual		0.2151	27.0000	36.0000	76.0000
Tamaulipas - Texas Semiarid Plains	sexual		0.6265	12.0000	33.5000	89.0000
Warm North American Deserts	asexual		1.0615	8.0000	42.0000	114.0000
Warm North American Deserts	sexual		0.8674	7.0000	43.0000	136.0000
Biome	Rep		Obs Mean	Obs SD	PD Min	PD Median
Mediterranean California	asexual		56.2381	22.0996	7.5845	18.0737
Mediterranean California	sexual		NA	NA	NA	NA
South Central Semiarid Prairies	asexual		58.0000	NA	17.3919	17.3919
South Central Semiarid Prairies	sexual		NA	NA	NA	NA
Tamaulipas - Texas Semiarid Plains	asexual		46.3333	26.0832	8.9776	9.9585
Tamaulipas - Texas Semiarid Plains	sexual		39.2500	25.2855	3.3959	10.6228
Warm North American Deserts	asexual		46.3143	23.5569	2.8871	13.2284

Warm North American Deserts	sexual		49.3737	26.2463	2.7933	14.2407
<b>Biome</b>	<b>Rep</b>		<b>PD Max</b>	<b>PD Mean</b>	<b>PD SD</b>	
Mediterranean California	asexual		33.3450	17.7185	6.2940	
Mediterranean California	sexual		NA	NA	NA	
South Central Semiarid Prairies	asexual		17.3919	17.3919	NA	
South Central Semiarid Prairies	sexual		NA	NA	NA	
Tamaulipas - Texas Semiarid Plains	asexual		26.2563	15.0641	9.7051	
Tamaulipas - Texas Semiarid Plains	sexual		29.0144	12.5161	8.6208	
Warm North American Deserts	asexual		36.3240	14.8286	7.5978	
Warm North American Deserts	sexual		43.4204	15.8160	8.2763	

**Table 2** Significance testing of pairwise comparisons of alpha-diversity. Bolded p-value is significant.

	Species Richness		Shannon Diversity Index			Faith's PD			
	Wilcoxon								
Comparison	W	p-value	W	p-value	W	p-value			
WNAD ~ Reproduction	1637	0.6303	1287	<b>0.02148</b>	1607	0.5267			
TTSP ~ Reproduction	15	0.5394	9	0.6303	13	0.9212			
Sexual ~ Biome	274.5	0.1517	333	0.4591	265	0.1222			
	Kruskal-Wallis								
	$\chi^2$	df	p-value	$\chi^2$	df	p-value	$\chi^2$	df	p-value
Asexual ~ Biome	3.2992	3	0.3598	3.9668	3	0.2651	3.2139	3	0.3598

**Table 3** Bray-Curtis Dissimilarity metrics for sexuals vs. asexuals by biome and overall.

	Bray-Curtis dissimilarity					
	Composition			Dispersion		
	F	df	p-value	F	df	p-value
WNAD ~ Reproduction	2.5606	1,132	<b>0.015</b>	0.114	1,132	0.7362
TTSP ~ Reproduction	3.7727	1,9	<b>0.011</b>	0.0219	1,9	<b>0.8857</b>
Sexual ~ Biome	4.6019	1,105	<b>0.001</b>	52.685	1,105	<b>7.065E-11</b>
Asexual ~ Biome	4.3047	3,56	<b>0.001</b>	8.2626	3,56	<b>1.216E-04</b>
	Weighted UniFrac					

	Bray-Curtis dissimilarity					
	Composition			Dispersion		
	F	df	p-value	F	df	p-value
	Composition			Dispersion		
	F	df	p-value	F	df	p-value
<b>WNAD ~ Reproduction</b>	3.4152	1,132	<b>0.014</b>	4.8965	1,132	<b>0.02863</b>
<b>TTSP ~ Reproduction</b>	2.3268	1,9	0.071	0.0586	1,9	0.8142
<b>Sexual ~ Biome</b>	6.4106	1,105	<b>0.002</b>	21.266	1,105	<b>1.132E-05</b>
<b>Asexual ~ Biome</b>	5.384	3,56	<b>0.001</b>	36.078	3,56	<b>4.087E-13</b>
	Unweighted UniFrac					
	Composition			Dispersion		
	F	df	p-value	F	df	p-value
<b>WNAD ~ Reproduction</b>	1.4063	1,132	0.096	0.1716	1,132	0.6794
<b>TTSP ~ Reproduction</b>	0.73577	1,9	0.776	4.1478	1,9	0.07216
<b>Sexual ~ Biome</b>	2.2571	1,105	<b>0.011</b>	0.261	1,105	0.6105
<b>Asexual ~ Biome</b>	2.4572	3,56	<b>0.001</b>	18.774	3,56	<b>1.497E-08</b>

**Table 4** Differentially abundant Families and Phyla in sexuals asexuals vs sexuals in the WNAD

Phylum	p-value	t-value	
<b>Campylobacterota</b>	1.470000E-08	6.046	Higher in sexuals than asexuals
Family	p_value	t-value	
<b>Nocardiaceae</b>	3.3000E-04	-3.688	Lower in sexuals than asexuals
<b>Enterobacteriaceae</b>	1.8300E-03	-3.181	Lower in sexuals than asexuals
<b>Moraxellaceae</b>	2.0000E-03	-3.154	Lower in sexuals than asexuals
<b>Corynebacteriaceae</b>	1.1500E-03	3.324	Higher in sexuals than asexuals
<b>Monoglobaceae</b>	1.0700E-03	3.348	Higher in sexuals than asexuals
<b>Helicobacteraceae</b>	4.2800E-06	4.800	Higher in sexuals than asexuals
<b>Brevibacteriaceae</b>	5.9900E-07	5.251	Higher in sexuals than asexuals

**Table 5** Significance testing of pairwise comparisons of beta-diversity between asexuals across biomes.

	Bray-Curtis dissimilarity	Unweighted UniFrac	Weighted UniFrac
Comparison	p-value	p-value	p-value
MC ~ SCSP	0.178	0.301	0.144
MC ~ TTSP	<b>0.002</b>	<b>0.007</b>	<b>0.001</b>
MC ~ WNAD	<b>0.001</b>	<b>0.001</b>	<b>0.001</b>
SCSP ~ TTSP	0.5	1	0.5
SCSP ~ WNAD	0.891	0.665	1
TTSP ~ WNAD	0.087	0.497	0.092

**Table 6** Differentially abundant Phyla and Families in asexuals between biomes

Phylum	MC vs:				SCSP vs:	
	WNAD p-value	WNAD t-value	TTSP p-value	TTSP t-value	WNAD p-value	WNAD t-value
Actinobacteriota	2.1301E-07	5.188	1.4289E-05	4.339	-	-
Firmicutes	1.4711E-07	-5.256	3.0698E-04	-3.609	-	-
Bacteroidota	2.0965E-04	-3.707	9.7714E-04	-3.297	-	-
Campylobacterota	5.4078E-06	-4.548	-	-	1.9878E-03	-3.092
Family	MC vs:					
	WNAD p-value	WNAD t-value	TTSP p-value	TTSP t-value	SCSP p-value	SCSP t-value
Oscillospiraceae	6.5209E-08	-5.404	2.6263E-03	-3.008	-	-
Dermabacteraceae	5.4986E-05	-4.033	-	-	-	-
Nocardiaceae	-	-	-	-	1.7854E-04	3.748
Intrasporangiaceae	-	-	1.5662E-10	6.399	-	-
Ruminococcaceae	2.8560E-06	-4.681	-	-	-	-
Diplorickettsiaceae	3.2626E-06	-4.654	-	-	-	-
Micrococcaceae	-	-	-	-	-	-
Bacteroidaceae	2.3120E-06	-4.724	4.1948E-03	-2.863	-	-
Micrococcaceae			9.9835E-05	3.891	8.7106E-08	5.352
Geodermatophilaceae	-	-	-	-	-	-

Lachnospiraceae	4.6268E-12	-6.917	2.9545E-04	-3.619	-	-
Brevibacteriaceae	4.7596E-06	-4.575	-	-	-	-
Family	SCSP vs:				TTSP vs:	
	TTSP p-value	TTSP t-value	WNAD p-value	WNAD t-value	WNAD p-value	WNAD t-value
Oscillospiraceae	1.3114E-07	-5.277	-	-	-	-
Dermabacteraceae	-	-	2.9570E-03	-2.972	7.6553E-04	-3.365
Nocardiaceae	-	-	-	-	-	-
Intrasporangiaceae	-	-	-	-	1.9073E-04	-3.731
Ruminococcaceae	4.9983E-04	-3.481	-	-	-	-
Diplorickettsiaceae	-	-	-	-	-	-
Micrococcaceae	1.9235E-03	-3.102	-	-	-	-
Bacteroidaceae	4.2782E-10	-6.244	-	-	-	-
Micrococcacea	-	-	-	-	-	-
Geodermatophilaceae	2.4368E-03	-3.031	-	-	-	-
Lachnospiraceae	2.1325E-04	-3.703	-	-	-	-
Brevibacteriaceae	-	-	2.0476E-14	-7.648	-	-

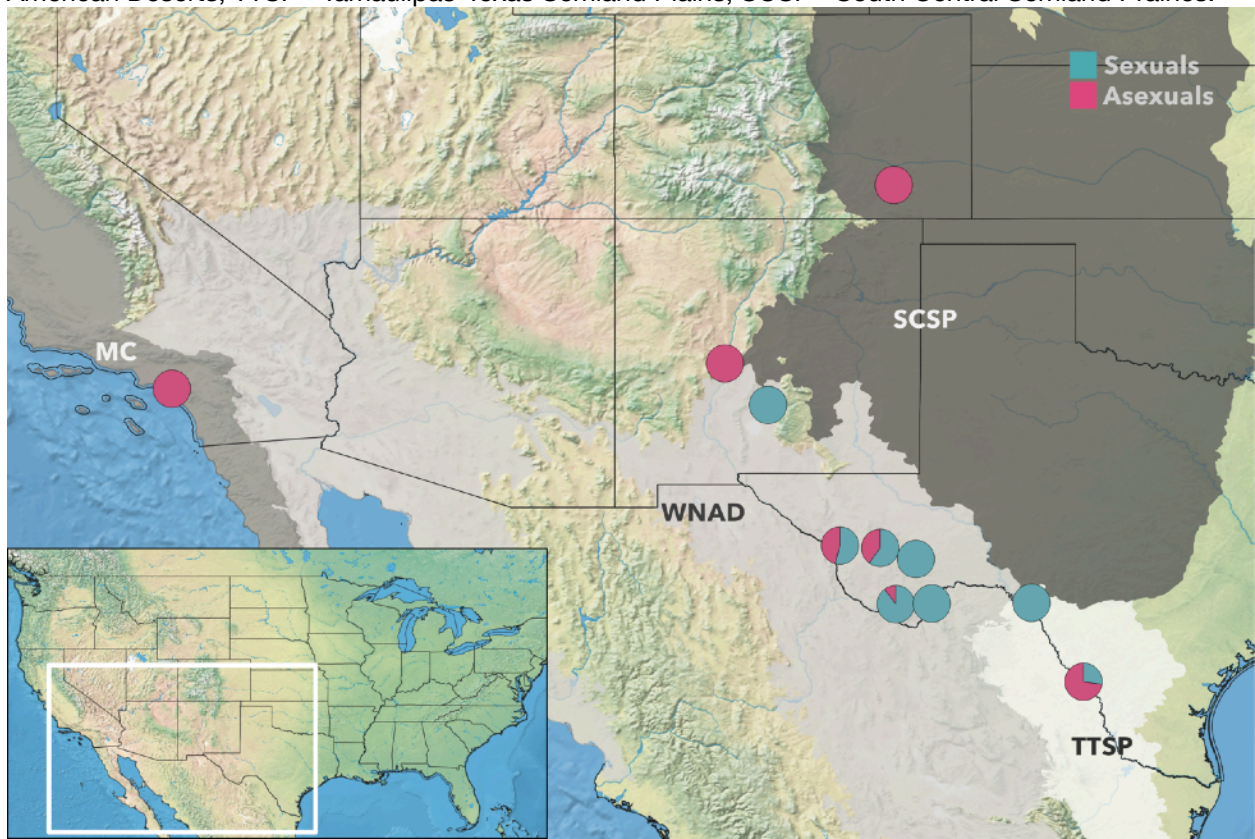
**Table 7** Differentially abundant families in sexuals between TTSP and WNAD

Family	p TTSP vs. WNAD	t TTSP vs. WNAD	
Intrasporangiaceae	1.058581E-05	-4.405	Lower in WNAD
Dermabacteraceae	1.408837E-05	-4.342	Lower in WNAD
Brevibacteriaceae	1.316753E-05	-4.357	Lower in WNAD

## Figures

**Figure 1** Locality map for specimens collected in this study, notated as percent of total individuals at each locality as either sexual or asexual species. MC=Mediterranean California; WNAD= Warm North

American Deserts; TTSP= Tamaulipas-Texas Semi-arid Plains; SCSP= South Central Semi-arid Prairies.



**Figure 2** Mean Shannon Diversity Index (SDI) in sexual vs asexuals by biome.

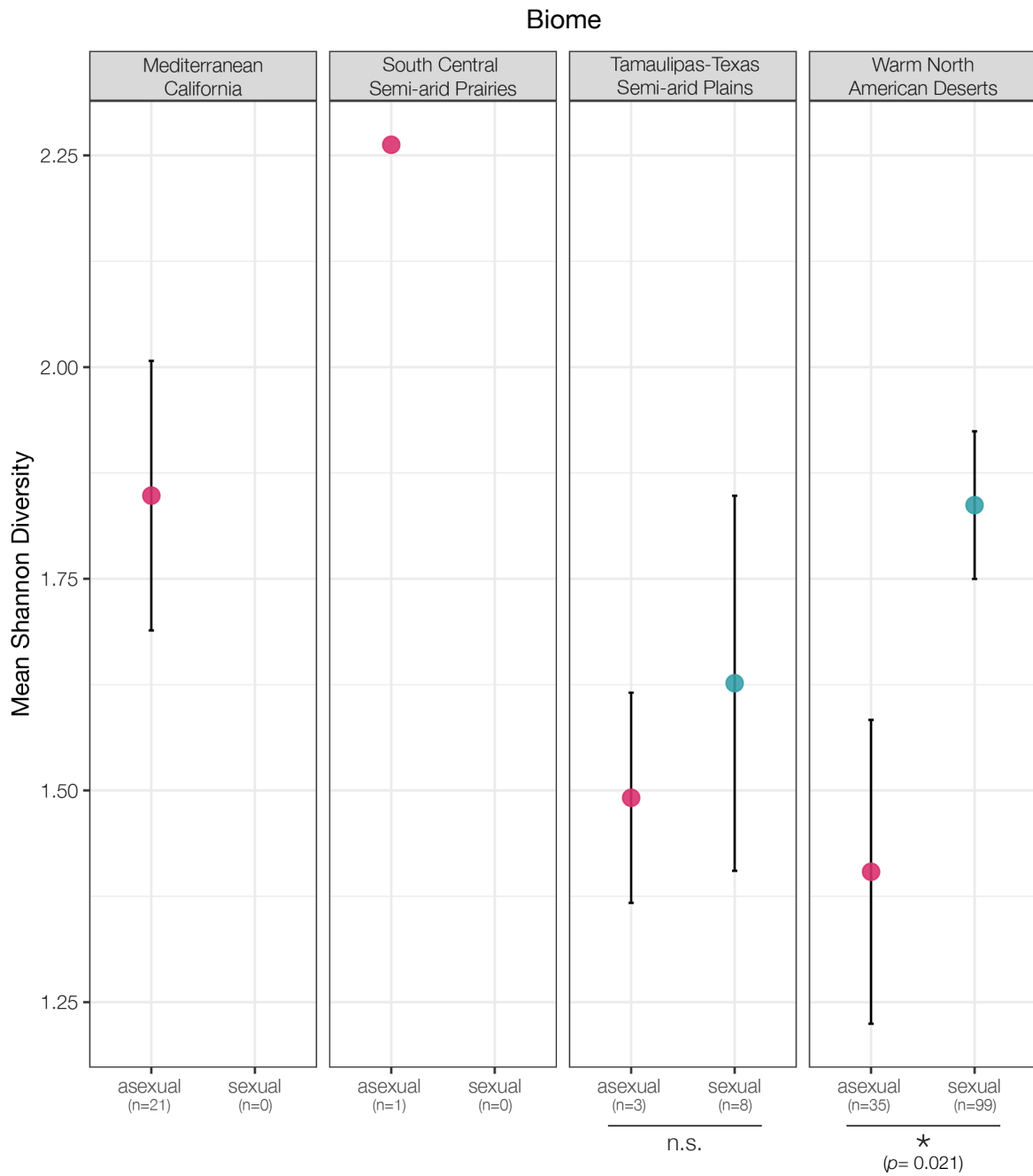
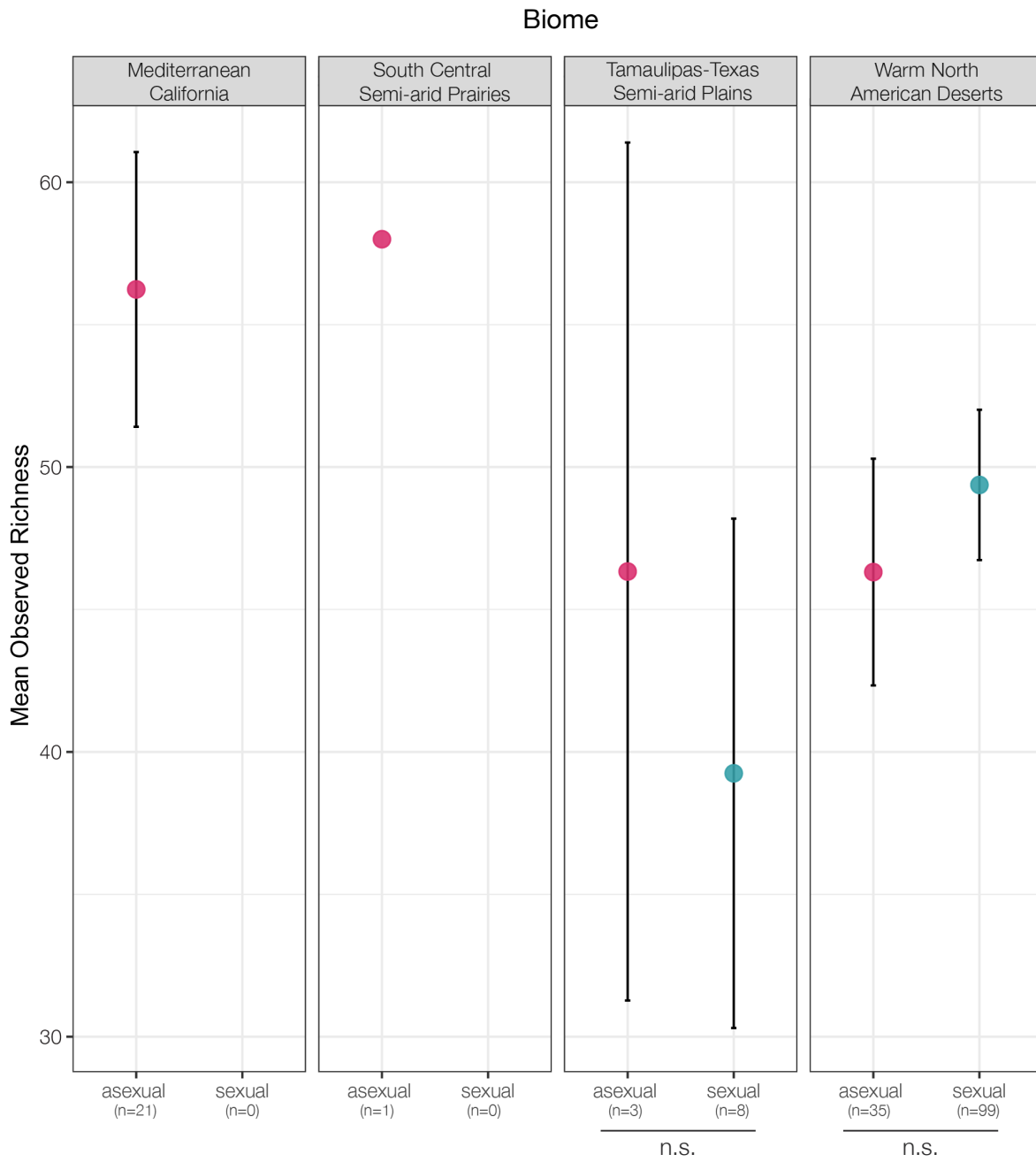
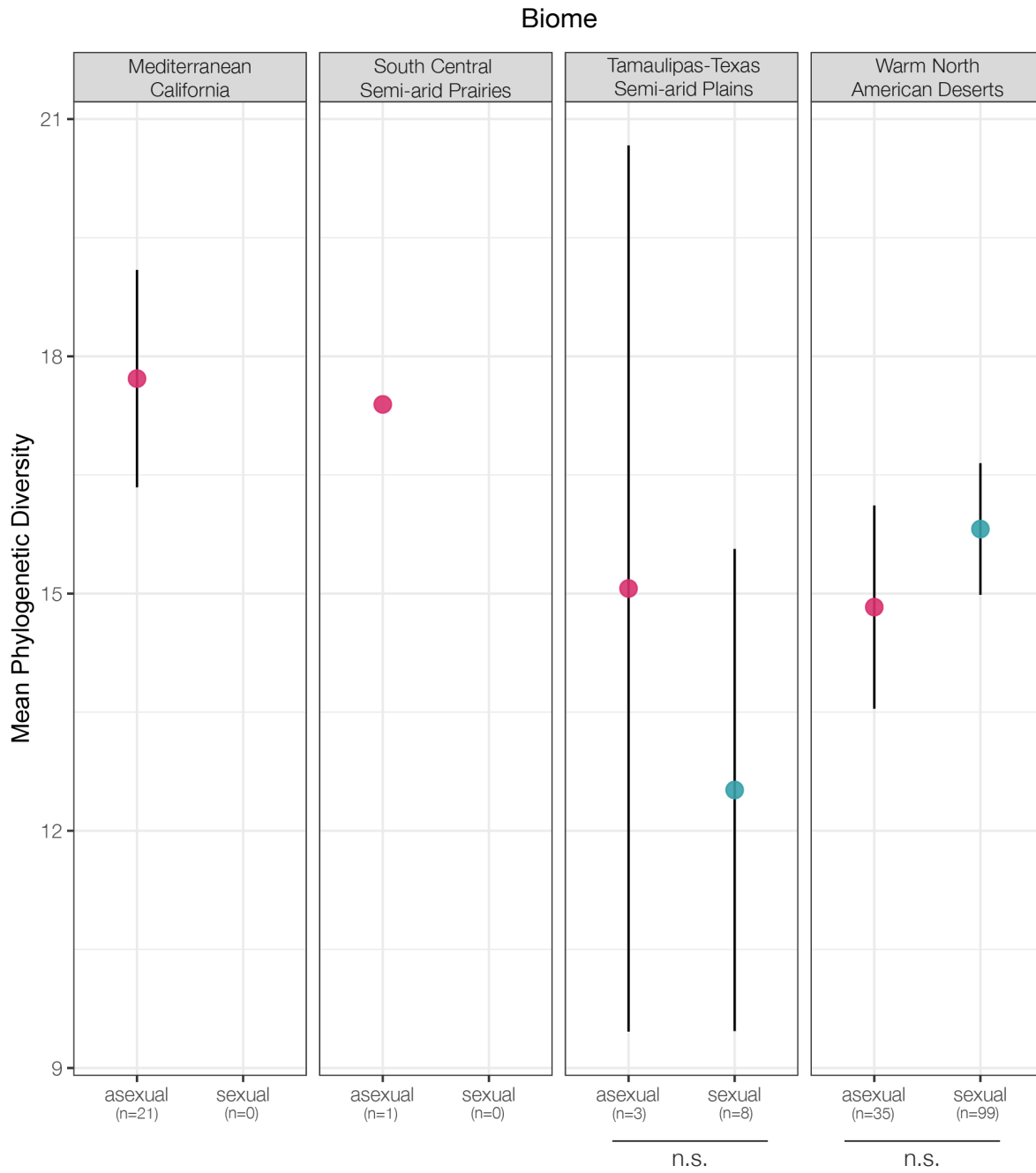




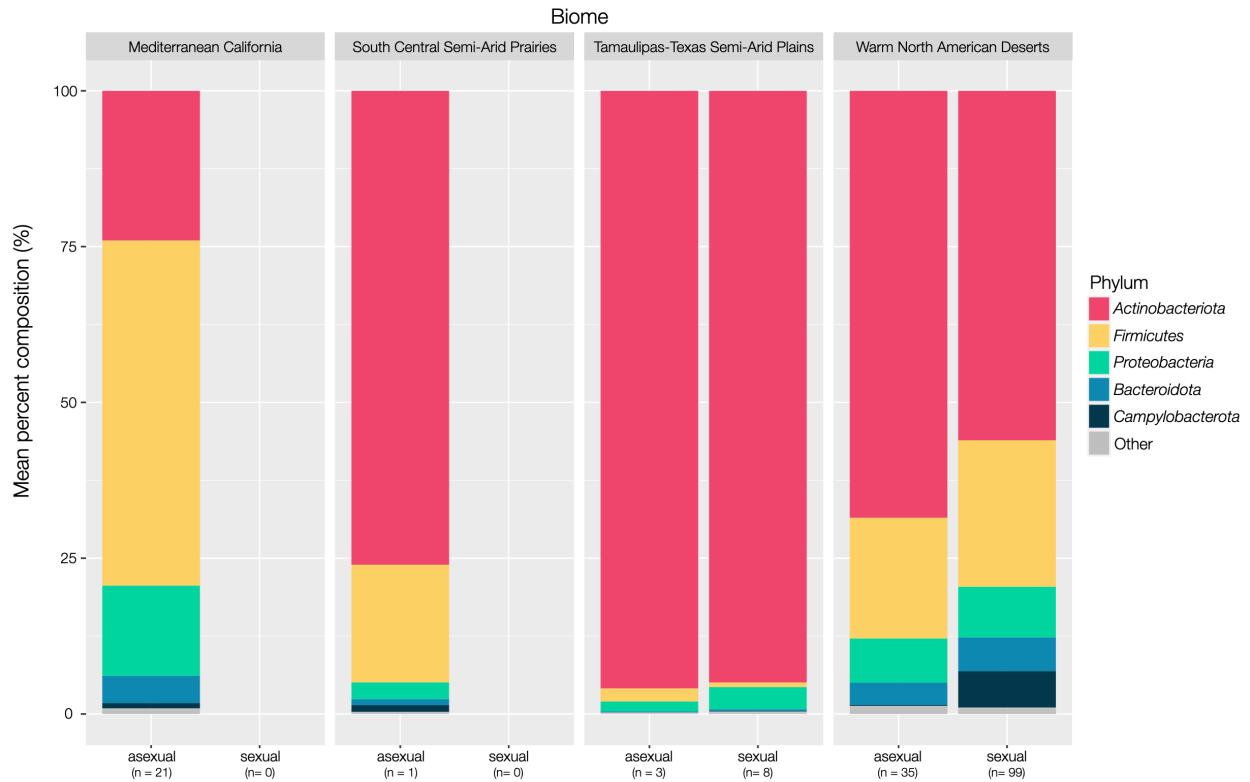
Figure 3 Mean observed species richness in sexual vs. asexuals by biome.



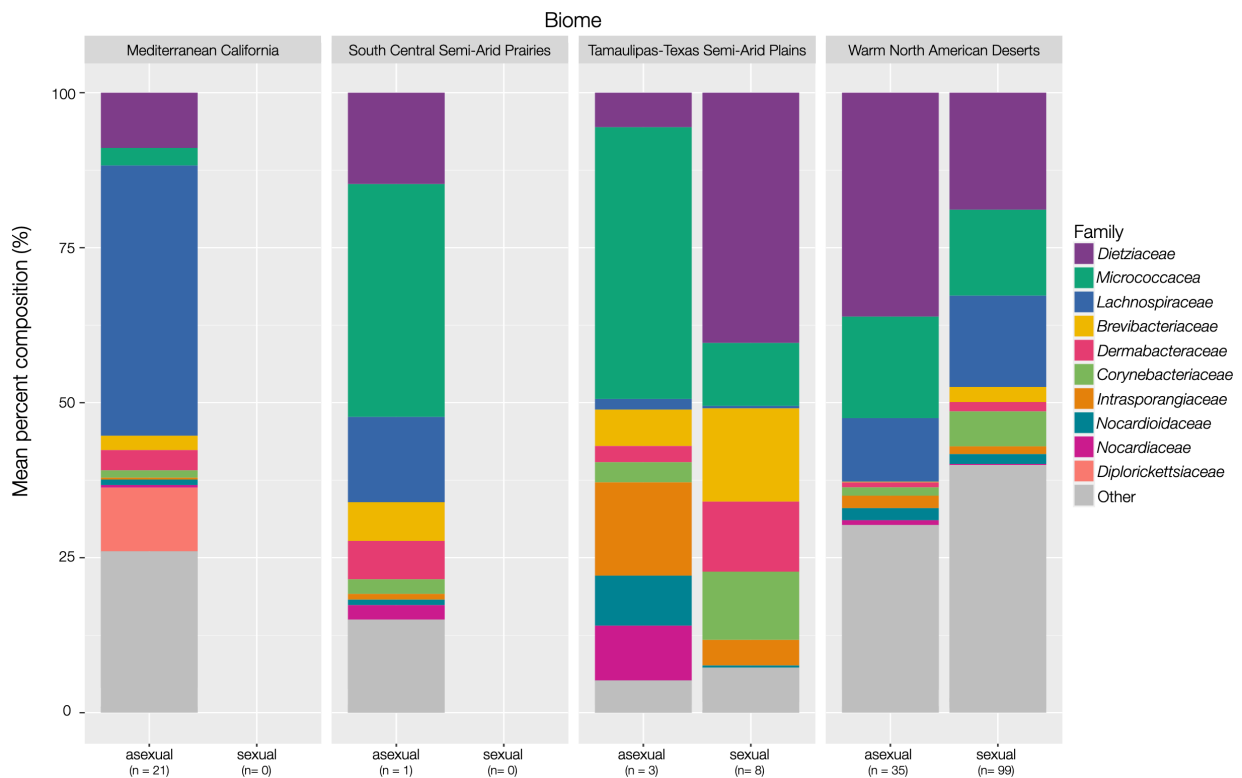
**Figure 4** Mean Phylogenetic Diversity (PD) in sexual vs asexuals by biome.



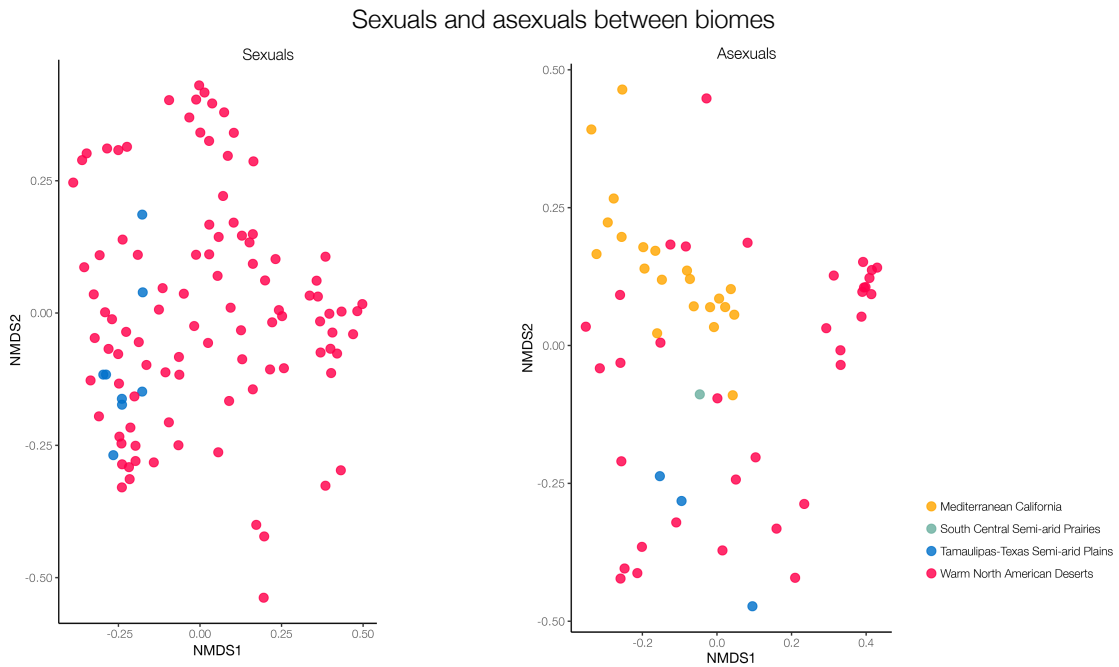
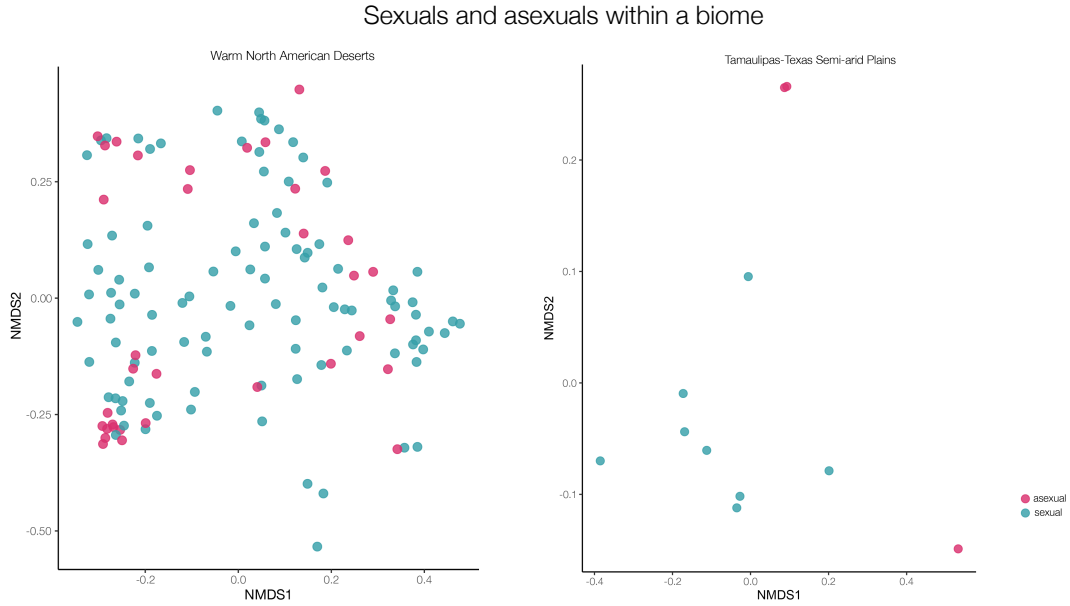
**Figure 5** Mean percent composition of each Phyla present in sexual vs asexuals by biome.



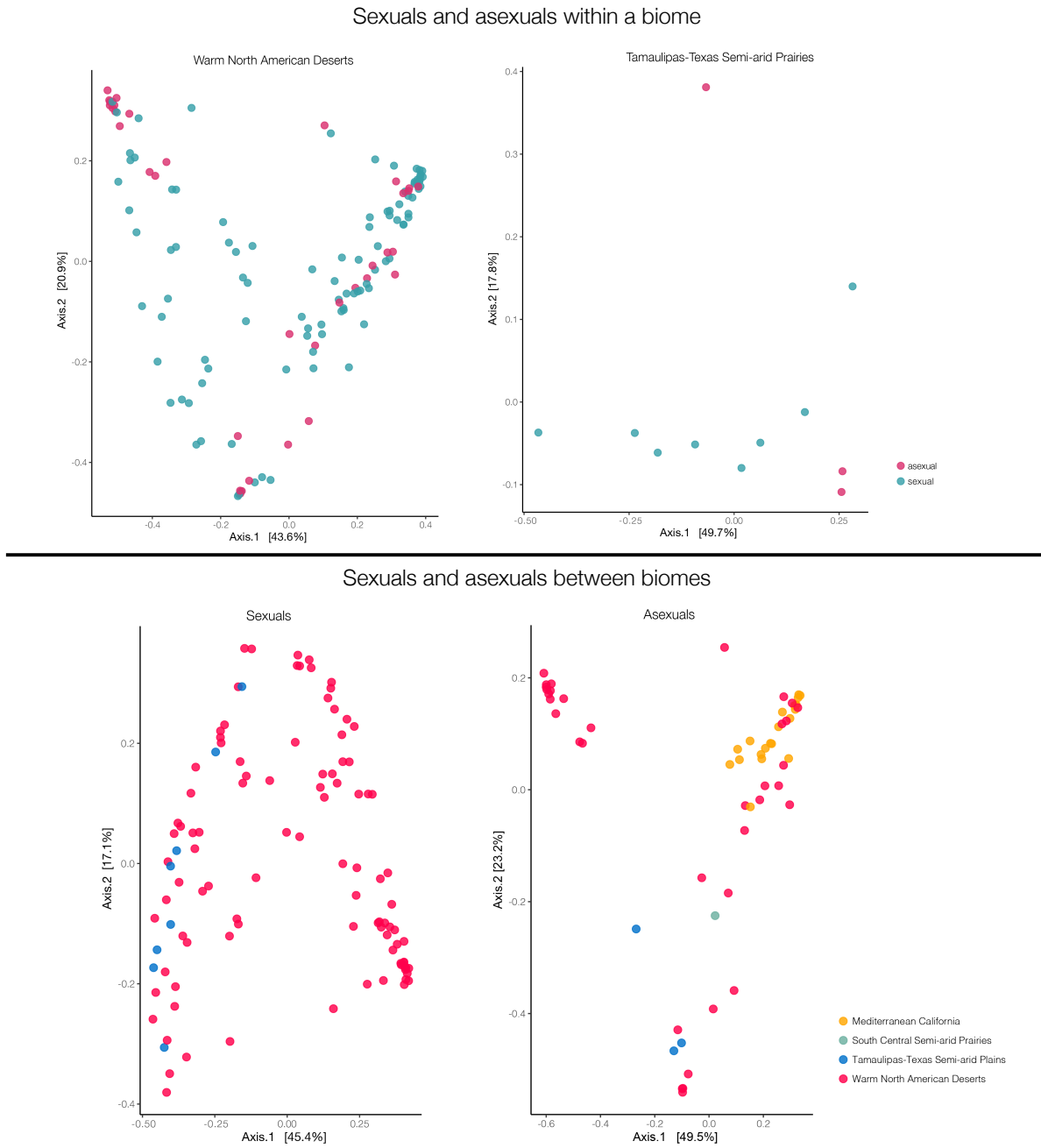
**Figure 6** Mean percent composition of each Family present in sexual vs asexuals by biome.



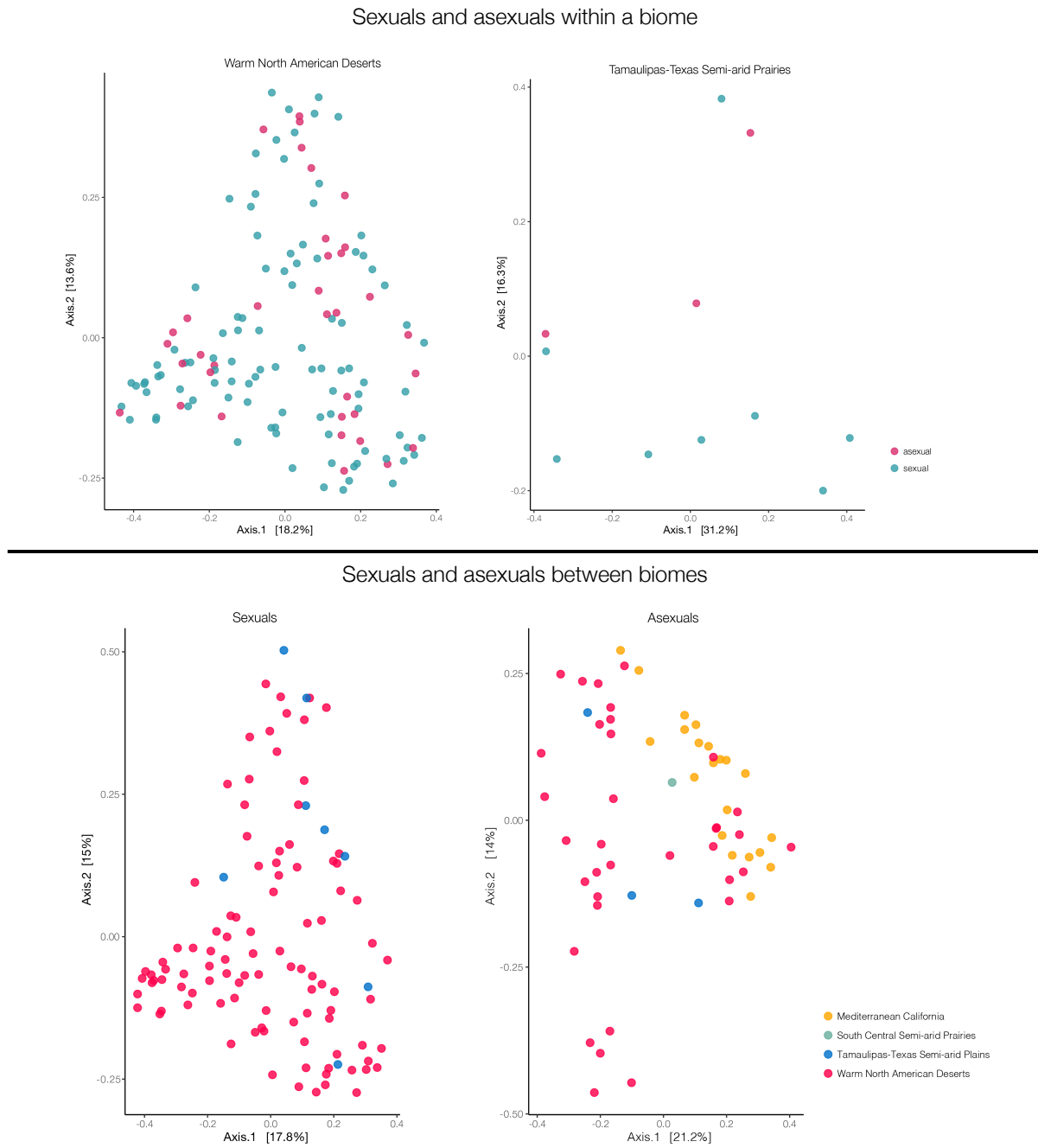
**Figure 7** Beta diversity: Non-metric multidimensional scaling (NMDS) plots created using Bray-Curtis dissimilarity distances.



**Figure 8** Beta diversity: PCoA plots based on weighted UniFrac distances.



**Figure 9** Beta diversity: PCoA plots based on unweighted UniFrac distances.



# **Chapter 2: Host Genetic Variation and the Cloacal Microbiome Diversity of Whiptail Lizards (*Aspidoscelis*)**

## **Introduction**

The microbiome is the collection of microbial organisms (bacteria, archaea, unicellular eukaryotes, and viruses) that inhabit a given environment. The composition of the microbiome depends on a multitude of factors; microbiomes of the environment depend heavily on climate, for instance (Rothschild et al. 2018), while those in the guts of animal hosts are largely determined by diet (Knutie et al. 2017). The microbiome is seeing increasing scrutiny because of its role in many aspects of a host's physiology, including immunological health, aging, and digestion (Turnbaugh et al. 2006; Ley et al. 2006; Mazmanian et al. 2005). An enduring question in microbiome research is how do environmental and host genetic factors influence microbial diversity? One landmark study found that a significant component to human gut microbiome was due to environmental factors (e.g. diet; Rothschild et al. 2018). On the other hand, human genetic variation - particularly at pathways involved in immunity - has also been associated with microbial diversity (Blekhman et al. 2015). Thus, the relative roles of environment and host genetics in shaping microbiome composition is still an important

research avenue. However, most of these studies largely relied on very controlled experiments or were performed with model organisms or humans. In this study, we investigate the role of host genetic variation on gut microbiome composition.

Our previous study (Chapter 1) heavily suggested that environment plays the most important role in shaping the diversity of the gut microbiome in wild populations. This conclusion is consistent with numerous studies in wild populations. For example, Wu et al. (2018) found that the gut microbiome of swan geese (*Anser cygnoides*) was altered significantly in a population from their wintering area - a pond with heavily altered water quality caused by human activities. In addition, Warne et al. (2017) found that the gut microbiota of amphibians (wood frogs: *Lithobates sylvaticus*, green frogs: *L. clamitans*, and bullfrogs: *L. catesbeianus*) was greatly effected by different species' change across larval ontogeny, and accounted for much of this change to be associated with alteration of diet, host morphology, and ecology. Lastly, Kohl et al. (2017) found that viviparous lizards' (*Liolaemus parvus*, *L. ruibali*, and *Phymaturus williamsi*) microbiome compositions were greatly effected by their environments, sharing about 35% of their gut bacteria diversity with that of their mothers within 24 hours after birth, and sharing a large portion (about 40%) of bacterial diversity with plant material from their environments.

On the other hand, host genetics has also been implicated in influencing microbiome composition. In humans, variation at immunity-related genes are largely correlated with gut microbiome (Blekhman et al. 2015). This variation has also shown to be due to local adaptation and human population structure, complicating the relationship between the relative roles of environmental factors and host genetics on



microbiome composition (Blekhman et al. 2015). Other studies in humans used genome-wide association studies to identify genes that influence microbial diversity, though only a few loci have been significantly linked to microbiome composition (reviewed in Sanna et al. 2022). Investigating the role of host genetics has also been pursued in wild populations as well. A recent paper found a correlation between genetic distance and microbiome dissimilarity in the seaweed *Phyllospora comosa* (Wood et al. 2022), though this again has the confounding factor of population structure in the host. Another study also found that particular alleles at the major histocompatibility complex (MHC), and not simply absolute allelic diversity, strongly correlated with microbiome composition in natural populations of the Seychelles warbler (Davies et al. 2022).

Several studies that have investigated microbiome composition in wild populations have suggested practical implications for understanding host microbial diversity, including the conservation of imperiled populations. For example, a recent study found that microbiomes varied across the landscape in koalas, but were mismatched with host genetic variation (Littleford-Colquhoun et al. 2022), implicating that this “hidden” component to population structure should influence conservation strategies, such as reintroduction efforts. Indeed, there has been a recent effort to quantify microbial diversity in wild host populations for the specific purpose of understanding how the microbiome can inform conservation policy and practice (Trevelline et al. 2019; Wood et al. 2022). In this study, we investigate the microbiome composition in sexual and asexual whiptail lizards. While not a candidate for conservation efforts, asexual

whiptails exhibit very little genetic diversity and thus can mimic the genetic signature of small populations that are in need of conservation.

Whiptail lizards of the genus *Aspidoscelis* are a complex of both sexual and asexual species with distributions in the United States, Mexico, and Central America. The parthenogenetic lineages arose through hybridization events between divergent sexual species; for example, hybridization between *Aspidoscelis septemvittatus* and *Aspidoscelis marmoratus* produced the diploid *Aspidoscelis tessellatus* (Figure 1). Despite having highly heterozygous genomes, populations of parthenogenetic lineages lack the variation seen in sexual populations (Jaron et al. 2021; Maldonado et al. 2022), setting up natural experiments to test how sexual reproduction and/or clonal reproduction differ with regard to genome and organismal evolution (Fujita et al. 2020). In this study, we leverage the *A. tessellatus* parthenogenetic system to investigate whether host genetic variation correlates with microbial diversity. We sampled both parthenogenetic and sexual species for their microbiome and collected Restriction site-associated DNA sequencing (RADseq) data to quantify genetic variation. We set out to address the question: does host genetic diversity influence the gut microbiome?

The goals of this chapter are to:

1. Use RADseq data from host populations to understand the genetic ancestry of both sexual and asexual populations of whiptail lizards in Texas, and
2. Investigate the relationship between host genetic diversity and microbiome composition.

# Methods

## Field work and sampling

Sampling for this study took place across Texas (Presidio Co., Brewster Co., Webb Co., Jeff Davis Co., and Potter Co.), New Mexico (Otero Co. and Socorro Co.), Colorado (Otero Co.), and California (Orange Co.). We categorized regions by biome as follows the Commission for Environmental Cooperation (Mumme and Duncan 1997): Mediterranean California (MC), South Central Semi-arid Prairies (SCSP), Tamaulipas-Texas Semi-arid Plains (TTSP), and Warm North American Deserts (WNAD). For the asexual species we targeted *Aspidoscelis exsanguis*, *A. laredoensis*, *A. neomexicanus*, *A. neotesselatus*, *A. sonorae*, *A. tessellatus*, and *A. uniparens*. For the sexual species we targeted *A. gularis*, *A. inornatus*, *A. marmoratus*, and *A. septemvittatus*.

Immediately following verification of euthanasia (IACUC protocol A13.010), lizards were prepared for bacterial sampling by cleaning the vent and surrounding area with an ethanol wipe. A sterile swab (Puritan 253316U Ultra Flocked Swab) was then inserted into the cloaca and rotated back and forth ~10 times, followed by collection of a second swab done in the same manner (Colston, Noonan, and Jackson 2015). Each swab was placed in a sterile cryovial and immediately stored in liquid nitrogen until returned to the lab where they were transferred to a -80°C freezer until further processing. Once microbial sampling was complete, the liver was collected for use in this study and stored in RNAlater, while other tissues (heart, skeletal muscle, spleen, stomach, and hind-gut containing fecal matter) were collected for use in future studies

and stored in either RNAlater or liquid nitrogen. All individuals were then prepared as museum specimens and deposited in the collection at the Amphibian and Reptile Diversity Research Center (ARDRC) at University of Texas at Arlington.

## **Microbiome sequencing**

We extracted DNA from all cloacal swabs using the DNEasy PowerSoil Pro Kit (Qiagen) and also included one “blank” extraction from each kit used in order to correct for any potential contaminants from the extraction process. We then assessed DNA yield using the dsDNA High Sensitivity Assay Kit on a Qubit Fluorometer 2.0. The V3V4 region of the 16S rRNA gene was amplified via polymerase chain reaction using indexed primers. Each 25ul reaction contained: 5ul of Q5 reaction buffer (5x), 5ul of Q5 high GC enhancer (5x), 0.2ul of 25mM dNTP, 1ul of both primers (5uM), 0.2ul of Q5 Hot Start DNA polymerase (NEB), 1-10ng DNA and water to reach the final 25ul volume. Each reaction was done in triplicate and run under the following thermocycler conditions: 98°C for 2 min (initial denaturation), followed by 32 cycles of 98°C for 2 min (denaturation), 53.6°C for 20s (annealing), 72°C for 20s (extension), and final extension at 72°C for 2 min. Once PCR products were verified on a 1% agarose gel, the triplicates were pooled for each individual sample and quantified again using the Qubit. Amplicons were then pooled at equal concentrations (2ng per sample) into a single library. Sequencing was performed at the UTA Life Sciences Core Facility on an Illumina MiSeq (300 PE).

## **RADseq sequencing**

We followed the general protocols established in the Fujita lab to generate RAD data using the samples listed in Table 1; these samples also had their microbiome sequenced as described above. First, DNA was extracted from liver samples using the Qiagen DNeasy Blood and Tissue kit. Second, 500 ng of DNA was digested with the restriction enzymes SbfI (20 units; New England Biolabs) and MspI (20 units; New England Biolabs) by incubating them for four hours at 37 C in 1X CutSmart buffer (New England Biolabs) followed by an inactivation incubation at 65 C for 30 min. The digestions were then cleaned using Serapure beads (Faircloth 2014). Third, Illumina-compatible adapters with sticky ends for the remnant restriction sites were ligated onto the DNA fragments. Ligations were carried out using 400 units of T4 DNA Ligase and incubating at 23 C for 30 minutes before a deactivation incubation at 65 C for 15 min. The ligation reactions were cleaned using Serapure beads. Fourth, the fragments were uniquely double-indexed with i5 and i7 indexing primers by PCR using 10 units of Q5 polymerase; the PCR consisted of 20 cycles and an annealing temperature of 55 C. The amplified individual libraries were cleaned with Serapure beads and quantified using the Qubit 2.0 High-Sensitivity kit before pooling together in equimolar amounts. Fifth, we size-selected for total length (fragment + adapter) of 435-535 bp using the Blue Pippin machine and the 1.5% agarose cassette and R2 standard (Sage Science). This size-selected library was then sequenced at Novogene on a HiSeq2500 (150 PE; Novogene Corp, Sacramento, CA).

## Data Processing

Microbiome sequences were received demultiplexed. We used cutadapt to remove primers and then imported them to R for further processing. The DADA2 package was used for quality filtering and trimming of sequences, merging paired reads, constructing an Amplicon Sequence Variant (ASV) table, removing chimeras, and assigning taxonomy using the Silva 138 reference database (Callahan et al, 2016). Once taxonomy and ASV count tables were generated, potential contaminants were removed based on the sequences that were returned for the two negative controls (decontam). Sequences were aligned using the R package DECIPHER (Wright 2016) and an unrooted tree was inferred from the alignment using the neighbor-joining algorithm in the R package phangorn (Schliep 2011). This tree served as the starting point for a maximum likelihood analysis using the function `optim.pml()` employing the GTR model with NNI branch swapping. Using the phyloseq package (McMurdie and Holmes 2013), the sample metadata, ASV count table, taxonomy table, sequences, and tree were all combined package into a single object. Finally, all ASVs assigned to Chloroplast or Mitochondria were filtered out and the resulting object was used for all further analyses.

RADseq data were processed using a series of custom scripts and Stacks v. 2.60 (Rochette et al. 2019). Our adapters include an 8-bp “unique molecular identifier” (UMI) that is sequenced to help improve the diversity of the flow cell. This UMI, along with remnant restriction sites, were removed before identifying loci using *ustacks*. For *ustacks*, we required each stack to have a minimum coverage of 5X (-m 5) and the maximum distance of 5 nucleotides (-M 5). For the remainder of the Stacks pipeline,

we conducted several alternative processing steps based on different sampling schemes. The first sampling scheme included all samples (“ALL”). Based on the population stratification results from ALL (see below), we then re-ran the Stacks pipeline on individual clusters to try and identify further partitioning; this amounted to two additional data schemes for all *marmoratus* (“MARM”), all *gularis* (“GUL”), and all *septemvittatus* (“SEP”). The pipeline was similar for each dataset: *cstacks* builds a catalog of RAD loci (we set the distance between sample for each locus to 6 nucleotides; -n 6), *sstacks* reconciles the individual loci (from *ustacks*) with the catalog, *tsv2bam* incorporates the second read from paired-end sequencing, and *gstacks* genotypes each individual for every locus (Rochette et al. 2019). Finally, *populations* produces output files and summary statistics related to each population identified in the dataset (observed heterozygosity, Fst, and Dxy). Most importantly, *populations* can filter loci based on missing data; we only allowed 70% missing data for any locus. We then used a custom script to further filter the data to only include biallelic loci (loci that have just two haplotypes) and to randomly identify one SNP in the haplotype for downstream analyses.

## Population stratification

To identify putative populations, we ran the program Admixture v. 1.3.0 (Alexander et al. 2009). The program admixture estimates allele and genotype frequencies and ancestry in order to identify the maximum likelihood population assignments of individuals. So that we can identify the most likely clustering, we conducted 20 separate runs for each value of K up to K=10, where K is the number of populations.

We then used CLUMPAK (Kopelman et al. 2015) to summarize the admixture results. CLUMPAK identifies sets of results within replicate runs of a given K, based on population assignments of individuals. It utilizes the program CLUMPP to provide an average representation for each of these sets (Jakobsson and Rosenberg 2007). It will then identify the best clustering model (the best K). We used the Evanno method (Evanno et al. 2005) to identify the K value that resulted in the largest difference in likelihood value; this K is the predicted number of populations from each dataset. However, because we did not want to over-interpret these results (Cunningham et al. 2020), we sometimes erred on the conservative side and chose a smaller K based on the likelihood scores and known biology of the species; we point these instances out in the results.

## **Correlations with microbiome composition**

To assess community structure in microbial samples, we first used phyloseq to calculate alpha diversity (observed richness and Shannon index) for all individuals. Then, samples were grouped into their respective populations within each species (MARM, GUL, SEP). For each of these populations, we then calculated the mean, min, median, max, and standard deviation for the alpha diversity metrics. We then tested for correlations between alpha diversity and host genetic diversity (observed heterozygosity,  $H_{obs}$ ) using linear regression. Next, vegan was used to create Bray-Curtis dissimilarity matrices between populations for each species on relative abundances. Finally, we tested for correlations between genetic diversity (both  $F_{st}$  and  $D_{xy}$ ) and microbial community beta diversity (Bray-Curtis) using Mantel tests.



# Results

## RADseq summary

We used Stacks v. 2.6.0 to process the raw data and to work with four different datasets. We filtered each dataset to ensure a “70%” threshold: every locus had at least 70% samples represented, and every individual had been sequenced for least 70% of the loci. The “ALL” dataset included all species, including *Aspidoscelis tesselatus*, and had 532 loci and 88 individuals. For each of the remaining datasets, we re-ran *cstacks*, *sstacks*, *tsv2bam*, and *gstacks* to maximize the number of loci. The “GUL” dataset, which included those individuals identified as *A. gularis* from ALL, included 572 loci and 17 individuals. The “MARM” dataset, which included those individuals identified as *A. marmoratus* from ALL, included 1,751 loci and 31 individuals. The “SEP” dataset, which included those individuals identified as *A. septemvittatus* from ALL, included 2,156 loci and 27 individuals.

## Population stratification

We used the program Admixture v. 1.3.0 to identify population units in our dataset. For the ALL dataset, which contained all individuals from all species, the best-supported (most likely) scenario had seven populations ( $K=7$ ; Figure 2A). *Aspidoscelis tesselatus* was its own group, with 2 to 3 populations within each of the other species. Within *A. marmoratus*, every individual was inferred to be parts of two different populations, indicating that this result may be due to over-stratification. Similar results

were obtained with  $K=5$  and  $K=6$ , where *A. tessellatus* was its own population. We then explored  $K=3$  and  $K=4$ , as we anticipated that each of the sexual species would be inferred to have its own population while not over splitting; these represent conservative inferences. For  $K=3$ , we are illustrating one of the likely models where *A. marmoratus*, *A. gularis*, and *A. septemvittatus* are each their own populations, while *A. tessellatus* is admixed between *A. marmoratus* and *A. septemvittatus* (Figure 2B). The other likely scenario that was inferred clumped *A. gularis* and *A. septemvittatus* together and put *A. tessellatus* in its own group (results not shown). For  $K = 4$ , we are illustrating one of the likely models that further splits *A. gularis* into two groups, but maintains *A. marmoratus* and *A. septemvittatus* as their own respective groups, with *A. tessellatus* admixed between *A. marmoratus* and *A. septemvittatus* (Figure 2C). The other likely scenarios infer *A. tessellatus* as its own group and either (1) split *A. gularis* into two groups that includes *A. septemvittatus* or (2) splits all the sexual species into their own respective groups (results not shown).

With the results from ALL, we split the data into individual species datasets so that we could maximize the number of markers for each species from Stacks. For *A. gularis*, admixture results illustrated there are three population ( $K=3$ ; Figure 3A). For *A. marmoratus*, admixture results illustrated there are six population ( $K=6$ ; Figure 3B). And for *A. septemvittatus*, admixture results illustrated there are two population ( $K=2$ ; Figure 3C). These populations served as our groupings for microbiome correlations among genetic groups (see below).

## Microbiome diversities

Summary statistics for the alpha diversities for each species (MARM, GUL, SEP) are summarized in Table 2.

## Host genetic diversity and microbiome composition

We used linear regression to investigate the relationship between genetic diversity within the host whiptail lizards and alpha diversity of their microbiome. For each measure of alpha diversity, we found a negative relationship with observed heterozygosity (species richness, Figure 4A; Shannon Diversity, Figure 4B; Phylogenetic Diversity, Figure 4C). However, none of these relationships were significant. We did not pursue analyses with *A. tessellatus* because it represented only a single population for all of our stratification analyses. To investigate whether distinct populations had characteristic microbiome compositions, we used Mantel tests to examine the relationship between  $F_{st}$  and microbiome dissimilarity and  $D_{xy}$  and microbiome dissimilarity; both  $F_{st}$  and  $D_{xy}$  are measure of population differentiation. We were only able to do this with *A. marmoratus* and *A. gularis* because *A. septemvittatus* had only two populations. Correlations were high in *A. gularis* and only significant with  $F_{st}$ , while correlations in *A. marmoratus* were low and not significant (Table 3).

# Discussion

## Population stratification

The RADseq data was clearly able to distinguish between the sexual species and the asexual species (Figure 2A). The Evanno method identified  $K=7$  as the most likely stratification, though *A. marmoratus* appears to be overspilt as every individual is assigned to at least two distinct populations. While this is not impossible, our subsequent hierarchical analyses which focused on individual species did identify finer population structure that did not involve individuals belonging to distinct groups (and hence looking as if they were admixed individuals; Figure 3B). These results highlight the caution that has been voiced recently regarding the interpretation of population stratification analyses from programs such as Admixture. For instance, Lawson et al. (2018) specifically stated that genetic data just may not identify fine-scale structure, as evidenced in our ALL dataset. Novembre (2018) also emphasizes how these analyses, while very helpful, should primarily be used as an exploratory tool, and not used as an absolute metric. For example, as  $K$  increases, the analyses adds more parameters with the ultimate consequence of overfitting noise in the data, even if those over-parametrized models are inferred to be the optimal model.

As part of the exploratory feature of population stratification interpretation, we examined results for lower  $K$  values. For instance, our a priori expectation is for there to be three clusters among our samples: one for *A. marmoratus*, one for *A. gularis*, and one for *A. septemvittatus*; *A. tessellatus* would be inferred to be admixed with *A.*

*marmoratus* and either *A. gularis* or *A. septemvittatus*. When looking at the K=3 results, we did find sets among the twenty replicate analyses that identified *A. tessellatus* as being an admixed population between *A. marmoratus* and *A. septemvittatus*. Similarly, we observed *A. tessellatus* having contributions from these same sexual species with the K=4 results. However, several CLUMPAK sets also identified *A. tessellatus* as its own group (similar to to the K=7 result); this may be due to the limited number of markers in the ALL dataset. Going forward, we will explore additional population stratification analyses, such as principal components analysis, to confirm the admixed nature of *A. tessellatus*. We did explore further stratification analyses with only *A. marmoratus*, *A. septemvittatus*, and *A. tessellatus* in order to see if we can further identify the genomic origins of parthenogenesis at a finer scale, but these results mirrored those of the ALL dataset. Thus, despite some mixed signals, we view our results as a strong indication that *A. tessellatus* originated from hybridization between *A. marmoratus* and *A. septemvittatus*.

## **Host genetics and microbiome correlations**

Despite a consistent negative trend between observed host heterozygosity and the various measure of microbiome diversity, none of the correlations were significant (Figure 4). This supports a large volume of literature that demonstrates that in many cases, host genetics does not play an important role in shaping microbial diversity (Kurilshikov et al. 2017; Rothschild et al. 2018). In Chapter 1, we concluded that environment likely shapes the microbiome in whiptail lizards, and the lack of

relationship with alpha diversity and host genetic diversity shown in this study supports that conclusion. There are several important caveats that need to be pointed out, however. First, our population-level sampling for the hosts was quite small in some cases. For example, one population of *A. gularis* was represented by a single individual, and two populations of *A. marmoratus* were represented by two individuals. Such a small sample size may be insufficient to accurately estimate the diversity of a population. Second, many of the studies that have argued for a role of host genetics in determining microbiome diversity have focused on specific candidate genes, such as those involved in immunity (Igartua et al. 2017), or have identified genes with specific functions that are important through genome-wide association studies (Bonder et al. 2016). Our genetic data is a random sampling across the genome at very low density, and thus finding a single marker that is statistically associated with microbiome diversity would be very difficult. Third, even if specific genes or markers were associated with microbial diversity, additional studies would be needed to dissect the causality of that relationship.

The one significant association we found was an association of population structure and microbiome dissimilarity in *Aspidoscelis gularis*, indicating that different populations have distinct microbiome compositions (Table 3). Again, our sample size was small for some *A. gularis* populations, but this can support our previous conclusions that environment has a major effect on microbial diversity if the different genetic *A. gularis* groups occupy distinct geographic regions. This result also highlights the importance of looking at microbiome composition in natural populations that may

have significant structure, as this could influence conservation planning (Bahrndorff et al. 2016).

In conclusion, we identified that *A. marmoratus* and *A. septemvittatus* are the likely the parental species of *A. tessellatus* using RADseq data. This study also supports the conclusion from Chapter 1 that the environment likely plays a more important role in microbiome composition than host genetic variation. However, a more in-depth study, with denser marker sampling or with specific loci, such as immune genes, is needed before completely ruling out the influence of host genetics.

## References

- Alexander, David H., John Novembre, and Kenneth Lange. 2009. “Fast Model-Based Estimation of Ancestry in Unrelated Individuals.” *Genome Research* 19 (9): 1655–64. <https://doi.org/10.1101/gr.094052.109>.
- Bahrndorff, Simon, Tibebu Alemu, Temesgen Alemneh, and Jeppe Lund Nielsen. 2016. “The Microbiome of Animals: Implications for Conservation Biology.” *International Journal of Genomics and Proteomics* 2016 (April): 5304028. <https://doi.org/10.1155/2016/5304028>.
- Blekhman, Ran, Julia K. Goodrich, Katherine Huang, Qi Sun, Robert Bukowski, Jordana T. Bell, Timothy D. Spector, et al. 2015. “Host Genetic Variation Impacts Microbiome Composition across Human Body Sites.” *Genome Biology* 16: 191. <https://doi.org/10.1186/s13059-015-0759-1>.
- Bonder, Marc Jan, Alexander Kurilshikov, Etti F. Tigchelaar, Zlatan Mujagic, Floris Imhann, Arnau Vich Vila, Patrick Deelen, et al. 2016. “The Effect of Host Genetics on the Gut Microbiome.” *Nature Genetics* 48 (11): 1407–12. <https://doi.org/10.1038/ng.3663>.
- Callahan, Benjamin J., Paul J. McMurdie, Michael J. Rosen, Andrew W. Han, Amy Jo A. Johnson, and Susan P. Holmes. 2016. “DADA2: High-Resolution Sample Inference from Illumina Amplicon Data.” *Nature Methods* 13 (7): 581–83. <https://doi.org/10.1038/nmeth.3869>.
- Colston, Timothy J., Brice P. Noonan, and Colin R. Jackson. 2015. “Phylogenetic Analysis of Bacterial Communities in Different Regions of the Gastrointestinal Tract of *Agkistrodon piscivorus*, the Cottonmouth Snake.” *PloS One* 10 (6): e0128793. <https://doi.org/10.1371/journal.pone.0128793>.

- Cullingham, Catherine I., Joshua M. Miller, Rhiannon M. Peery, Julian R. Dupuis, René M. Malenfant, Jamieson C. Gorrell, and Jasmine K. Janes. 2020. “Confidently Identifying the Correct K Value Using the  $\Delta K$  Method: When Does  $K = 2$ ?” *Molecular Ecology* 29 (5): 862–69. <https://doi.org/10.1111/mec.15374>.
- Davies, Charli S., Sarah F. Worsley, Kathryn H. Maher, Jan Komdeur, Terry Burke, Hannah L. Dugdale, and David S. Richardson. 2022. “Immunogenetic Variation Shapes the Gut Microbiome in a Natural Vertebrate Population.” *Microbiome* 10 (1): 41. <https://doi.org/10.1186/s40168-022-01233-y>.
- Evanno, G., S. Regnaut, and J. Goudet. 2005. “Detecting the Number of Clusters of Individuals Using the Software STRUCTURE: A Simulation Study.” *Molecular Ecology* 14 (8): 2611–20. <https://doi.org/10.1111/j.1365-294X.2005.02553.x>.
- Faircloth, Brant C. 2014. “Protocol: Preparation of an AMPure XP Substitute (AKA Serapure).” Brant C. Faircloth. <https://doi.org/10.6079/J9MW2F26>.
- Fujita, Matthew K., Sonal Singhal, Tuliana O. Brunes, and Jose A. Maldonado. 2020. “Evolutionary Dynamics and Consequences of Parthenogenesis in Vertebrates.” *Annual Review of Ecology, Evolution, and Systematics* 51 (1): 191–214. <https://doi.org/10.1146/annurev-ecolsys-011720-114900>.
- Igartua, Catherine, Emily R. Davenport, Yoav Gilad, Dan L. Nicolae, Jayant Pinto, and Carole Ober. 2017. “Host Genetic Variation in Mucosal Immunity Pathways Influences the Upper Airway Microbiome.” *Microbiome* 5 (1): 16. <https://doi.org/10.1186/s40168-016-0227-5>.
- Jakobsson, Mattias, and Noah A. Rosenberg. 2007. “CLUMPP: A Cluster Matching and Permutation Program for Dealing with Label Switching and Multimodality in Analysis of Population Structure.” *Bioinformatics* 23 (14): 1801–6. <https://doi.org/10.1093/bioinformatics/btm233>.
- Jaron, Kamil S., Jens Bast, Reuben W. Nowell, T. Rhyker Ranallo-Benavidez, Marc Robinson-Rechavi, and Tanja Schwander. 2021. “Genomic Features of Parthenogenetic Animals.” *The Journal of Heredity* 112 (1): 19–33. <https://doi.org/10.1093/jhered/esaa031>.
- Knutie, Sarah A., Lauren A. Shea, Marinna Kupselaitis, Christina L. Wilkinson, Kevin D. Kohl, and Jason R. Rohr. 2017. “Early-Life Diet Affects Host Microbiota and Later-Life Defenses Against Parasites in Frogs.” *Integrative and Comparative Biology* 57 (4): 732–42. <https://doi.org/10.1093/icb/ix028>.
- Kohl, Kevin D., Antonio Brun, Melisa Magallanes, Joshua Brinkerhoff, Alejandro Laspiur, Juan Carlos Acosta, Enrique Caviedes-Vidal, and Seth R. Bordenstein. 2017. “Gut Microbial Ecology of Lizards: Insights into Diversity in the Wild, Effects of Captivity, Variation across Gut Regions and Transmission.” *Molecular Ecology* 26 (4): 1175–89. <https://doi.org/10.1111/mec.13921>.
- Kopelman, Naama M., Jonathan Mayzel, Mattias Jakobsson, Noah A. Rosenberg, and Itay Mayrose. 2015. “Clumpak: A Program for Identifying Clustering Modes and Packaging Population Structure Inferences across K.” *Molecular Ecology Resources* 15 (5): 1179–91. <https://doi.org/10.1111/1755-0998.12387>.
- Kurilshikov, Alexander, Cisca Wijmenga, Jingyuan Fu, and Alexandra Zhernakova. 2017. “Host Genetics and Gut Microbiome: Challenges and Perspectives.” *Trends in Immunology* 38 (9): 633–47. <https://doi.org/10.1016/j.it.2017.06.003>.



- Lawson, Daniel J., Lucy van Dorp, and Daniel Falush. 2018. “A Tutorial on How Not to over-Interpret STRUCTURE and ADMIXTURE Bar Plots.” *Nature Communications*. <https://doi.org/10.1038/s41467-018-05257-7>.
- Ley, Ruth E., Daniel A. Peterson, and Jeffrey I. Gordon. 2006. “Ecological and Evolutionary Forces Shaping Microbial Diversity in the Human Intestine.” *Cell* 124 (4): 837–48. <https://doi.org/10.1016/j.cell.2006.02.017>.
- Littleford-Colquhoun, B. L., L. S. Weyrich, K. Hohwieler, R. Cristescu, and C. H. Frère. 2022. “How Microbiomes Can Help Inform Conservation: Landscape Characterisation of Gut Microbiota Helps Shed Light on Additional Population Structure in a Specialist Folivore.” *Animal Microbiome* 4 (1): 12. <https://doi.org/10.1186/s42523-021-00122-3>.
- Maldonado, Jose A., Thomas J. Firreno Jr, Alexander S. Hall, and Matthew K. Fujita. 2022. “Parthenogenesis Doubles the Rate of Amino Acid Substitution in Whiptail Mitochondria.” *Evolution*. <https://doi.org/10.1111/evo.14509>.
- Mazmanian, Sarkis K., Cui Hua Liu, Arthur O. Tzianabos, and Dennis L. Kasper. 2005. “An Immunomodulatory Molecule of Symbiotic Bacteria Directs Maturation of the Host Immune System.” *Cell* 122 (1): 107–18. <https://doi.org/10.1016/j.cell.2005.05.007>.
- McMurdie, Paul J., and Susan Holmes. 2013. “Phyloseq: An R Package for Reproducible Interactive Analysis and Graphics of Microbiome Census Data.” *PLoS One* 8 (4): e61217. <https://doi.org/10.1371/journal.pone.0061217>.
- Mumme, Stephen P., and Pamela Duncan. 1997. “The Commission for Environmental Cooperation and Environmental Management in the Americas.” *Journal of Interamerican Studies and World Affairs* 39 (4): 41–62. <https://doi.org/10.2307/166423>.
- Novembre, John. 2016. “Pritchard, Stephens, and Donnelly on Population Structure.” *Genetics* 204 (2): 391–93. <https://doi.org/10.1534/genetics.116.195164>.
- Rochette, Nicolas C., Angel G. Rivera-Colón, and Julian M. Catchen. 2019. “Stacks 2: Analytical Methods for Paired-End Sequencing Improve RADseq-Based Population Genomics.” *Molecular Ecology* 28 (21): 4737–54. <https://doi.org/10.1111/mec.15253>.
- Rothschild, Daphna, Omer Weissbrod, Elad Barkan, Alexander Kurilshikov, Tal Korem, David Zeevi, Paul I. Costea, et al. 2018. “Environment Dominates over Host Genetics in Shaping Human Gut Microbiota.” *Nature* 555 (7695): 210–15. <https://doi.org/10.1038/nature25973>.
- Sanna, Serena, Alexander Kurilshikov, Adriaan van der Graaf, Jingyuan Fu, and Alexandra Zhernakova. 2022. “Challenges and Future Directions for Studying Effects of Host Genetics on the Gut Microbiome.” *Nature Genetics* 54 (2): 100–106. <https://doi.org/10.1038/s41588-021-00983-z>.
- Schliep, Klaus Peter. 2011. “Phangorn: Phylogenetic Analysis in R.” *Bioinformatics* 27 (4): 592–93. <https://doi.org/10.1093/bioinformatics/btq706>.
- Trevelline, Brian K., Samantha S. Fontaine, Barry K. Hartup, and Kevin D. Kohl. 2019. “Conservation Biology Needs a Microbial Renaissance: A Call for the Consideration of Host-Associated Microbiota in Wildlife Management Practices.” *Proceedings of the Royal Society B* 286 (1895): 20182448. <https://doi.org/10.1098/rspb.2018.2448>.

- Turnbaugh, Peter J., Ruth E. Ley, Michael A. Mahowald, Vincent Magrini, Elaine R. Mardis, and Jeffrey I. Gordon. 2006. "An Obesity-Associated Gut Microbiome with Increased Capacity for Energy Harvest." *Nature* 444 (7122): 1027–31. <https://doi.org/10.1038/nature05414>.
- Warne, Robin W., Lucas Kirschman, and Lydia Zeglin. 2017. "Manipulation of Gut Microbiota Reveals Shifting Community Structure Shaped by Host Developmental Windows in Amphibian Larvae." *Integrative and Comparative Biology* 57 (4): 786–94. <https://doi.org/10.1093/icb/icx100>.
- Wood, Georgina, Peter D. Steinberg, Alexandra H. Campbell, Adriana Vergés, Melinda A. Coleman, and Ezequiel M. Marzinelli. 2022. "Host Genetics, Phenotype and Geography Structure the Microbiome of a Foundational Seaweed." *Molecular Ecology* 31 (7): 2189–2206. <https://doi.org/10.1111/mec.16378>.
- Wright, Erik S. 2016. "Using DECIPHER v2. 0 to Analyze Big Biological Sequence Data in R." *The R Journal* 8(1), 352-359.
- Wu, Yueni, Yuzhan Yang, Lei Cao, Huaqun Yin, Meiyong Xu, Zhujun Wang, Yangying Liu, Xin Wang, and Ye Deng. 2018. "Habitat Environments Impacted the Gut Microbiome of Long-Distance Migratory Swan Geese but Central Species Conserved." *Scientific Reports* 8 (1): 13314. <https://doi.org/10.1038/s41598-018-31731-9>.
- Zhang, Wenya, Na Li, Xiaolong Tang, Naifa Liu, and Wei Zhao. 2018. "Changes in Intestinal Microbiota across an Altitudinal Gradient in the Lizard *Phrynocephalus vlangalii*." *Ecology and Evolution* 8 (9): 4695–4703. <https://doi.org/10.1002/ece3.4029>.

# Tables

**Table 1** Sample locality information for the specimens used in this study.

Sample	Population	Latitude	Longitude	Locality	County	State
KLC_001	gularis					
KLC_007	tesselatus	29.5570	-103.7858	Dalquest Desert Research Institute - Canyon	Presidio	TX
KLC_008	tesselatus	29.5570	-103.7858	Dalquest Desert Research Institute - Canyon	Presidio	TX
KLC_009	tesselatus	29.5570	-103.7858	Dalquest Desert Research Institute - Canyon	Presidio	TX
KLC_010	tesselatus	29.5570	-103.7858	Dalquest Desert Research Institute - Canyon	Presidio	TX
KLC_011	tesselatus	29.5570	-103.7858	Dalquest Desert Research Institute - Canyon	Presidio	TX
KLC_012	tesselatus	29.5570	-103.7858	Dalquest Desert Research Institute - Canyon	Presidio	TX
KLC_013	tesselatus	29.5570	-103.7858	Dalquest Desert Research Institute - Canyon	Presidio	TX
KLC_014	tesselatus	29.5570	-103.7858	Dalquest Desert Research Institute - Canyon	Presidio	TX
KLC_016	marmoratus	29.4496	-102.8237	Black Gap WMA	Brewster	TX
KLC_027	marmoratus	29.4496	-102.8237	Black Gap WMA	Brewster	
KLC_029	gularis	27.9145	-99.8463	Trevino Ranch	Webb	TX
KLC_030	gularis	27.9145	-99.8463	Trevino Ranch	Webb	TX
KLC_032	gularis	27.9145	-99.8463	Trevino Ranch	Webb	TX
KLC_034	gularis	27.9145	-99.8463	Trevino Ranch	Webb	TX
KLC_035	gularis	27.9145	-99.8463	Trevino Ranch	Webb	TX
KLC_036	gularis	27.9145	-99.8463	Trevino Ranch	Webb	TX
KLC_037	gularis	27.9145	-99.8463	Trevino Ranch	Webb	TX
KLC_039	gularis	27.9145	-99.8463	Trevino Ranch	Webb	TX
KLC_040	gularis	27.9145	-99.8463	Trevino Ranch	Webb	TX

Sample	Population	Latitude	Longitude	Locality	County	State
KLC_041	gularis	30.5405	-103.8373	Chihuahuan Desert Research Institute	Jeff Davis	TX
KLC_045	gularis	30.5405	-103.8373	Chihuahuan Desert Research Institute	Jeff Davis	TX
KLC_046	gularis	30.5405	-103.8373	Chihuahuan Desert Research Institute	Jeff Davis	TX
KLC_048	gularis	30.5405	-103.8373	Chihuahuan Desert Research Institute	Jeff Davis	TX
KLC_049	gularis	30.5405	-103.8373	Chihuahuan Desert Research Institute	Jeff Davis	TX
KLC_050	gularis	30.5405	-103.8373	Chihuahuan Desert Research Institute	Jeff Davis	TX
KLC_051	gularis	30.5405	-103.8373	Chihuahuan Desert Research Institute	Jeff Davis	TX
KLC_066	tesselatus	30.5494	-104.6617	Miller Ranch - fort	Presidio	TX
KLC_080	septemvittatus	29.4634	-100.8663	Dead Horse Ranch	Brewster	TX
KLC_081	septemvittatus	29.4634	-100.8663	Dead Horse Ranch	Brewster	TX
KLC_082	septemvittatus	29.4634	-100.8663	Dead Horse Ranch	Brewster	TX
KLC_083	septemvittatus	29.4634	-100.8663	Dead Horse Ranch	Brewster	TX
KLC_084	septemvittatus	29.4634	-100.8663	Dead Horse Ranch	Brewster	TX
KLC_085	septemvittatus	29.4634	-100.8663	Dead Horse Ranch	Brewster	TX
KLC_086	septemvittatus	29.4634	-100.8663	Dead Horse Ranch	Brewster	TX
KLC_087	septemvittatus	29.4634	-100.8663	Dead Horse Ranch	Brewster	TX
KLC_088	septemvittatus	29.4634	-100.8663	Dead Horse Ranch	Brewster	TX
KLC_089	septemvittatus	29.4634	-100.8663	Dead Horse Ranch	Brewster	TX
KLC_090	septemvittatus	29.4634	-100.8663	Dead Horse Ranch	Brewster	TX
KLC_091	septemvittatus	29.4634	-100.8663	Dead Horse Ranch	Brewster	TX
KLC_092	septemvittatus	29.4634	-100.8663	Dead Horse Ranch	Brewster	TX
KLC_093	septemvittatus	29.4634	-100.8663	Dead Horse Ranch	Brewster	TX
KLC_094	septemvittatus	29.4561	-103.4125	Christmas Mountains	Brewster	TX
KLC_097	marmoratus	29.4368	-103.5060	Darryl Eby's property	Brewster	TX
KLC_098	septemvittatus	29.4368	-103.5060	Darryl Eby's property	Brewster	TX

Sample	Population	Latitude	Longitude	Locality	County	State
KLC_099	marmoratus	29.4368	-103.5060	Darryl Eby's property	Brewster	TX
KLC_100	marmoratus	29.4368	-103.5060	Darryl Eby's property	Brewster	TX
KLC_101	marmoratus	29.4368	-103.5060	Darryl Eby's property	Brewster	TX
KLC_102	marmoratus	29.4368	-103.5060	Darryl Eby's property	Brewster	TX
KLC_103	marmoratus	29.4368	-103.5060	Darryl Eby's property	Brewster	TX
KLC_104	marmoratus	29.4368	-103.5060	Darryl Eby's property	Brewster	TX
KLC_105	marmoratus	29.4368	-103.5060	Darryl Eby's property	Brewster	TX
KLC_106	marmoratus	29.4368	-103.5060	Darryl Eby's property	Brewster	TX
KLC_107	marmoratus	29.4368	-103.5060	Darryl Eby's property	Brewster	TX
KLC_108	marmoratus	29.4368	-103.5060	Darryl Eby's property	Brewster	TX
KLC_109	marmoratus	29.4368	-103.5060	Darryl Eby's property	Brewster	TX
KLC_110	marmoratus	29.4368	-103.5060	Darryl Eby's property	Brewster	TX
KLC_111	marmoratus	29.4368	-103.5060	Darryl Eby's property	Brewster	TX
KLC_112	marmoratus	29.4368	-103.5060	Darryl Eby's property	Brewster	TX
KLC_114	marmoratus	29.4368	-103.5060	Darryl Eby's property	Brewster	TX
KLC_115	marmoratus	29.4368	-103.5060	Darryl Eby's property	Brewster	TX
KLC_116	marmoratus	29.4368	-103.5060	Darryl Eby's property	Brewster	TX
KLC_117	marmoratus	29.4368	-103.5060	Darryl Eby's property	Brewster	TX
KLC_118	septemvittatus	29.4368	-103.5060	Darryl Eby's property	Brewster	TX
KLC_119	septemvittatus	29.4558	-103.4125	Christmas Mountains	Brewster	TX
KLC_120	septemvittatus	29.4558	-103.4125	Christmas Mountains	Brewster	TX
KLC_121	marmoratus	29.4558	-103.4125	Christmas Mountains	Brewster	TX
KLC_122	septemvittatus	29.4558	-103.4125	Christmas Mountains	Brewster	TX
KLC_123	septemvittatus	29.4558	-103.4125	Christmas Mountains	Brewster	TX
KLC_124	septemvittatus	29.4558	-103.4125	Christmas Mountains	Brewster	TX
KLC_125	septemvittatus	29.4558	-103.4125	Christmas Mountains	Brewster	TX
KLC_129	septemvittatus	29.4558	-103.4125	Christmas Mountains	Brewster	TX
KLC_130	septemvittatus	29.4558	-103.4125	Christmas Mountains	Brewster	TX

Sample	Population	Latitude	Longitude	Locality	County	State
KLC_131	septemvittatus	29.4558	-103.4125	Christmas Mountains	Brewster	TX
KLC_132	marmoratus	29.4558	-103.4125	Christmas Mountains	Brewster	TX
KLC_133	marmoratus	29.4558	-103.4125	Christmas Mountains	Brewster	TX
KLC_135	septemvittatus	29.4558	-103.4125	Christmas Mountains	Brewster	TX
KLC_136	septemvittatus	29.4544	-103.4927	Christmas Mountains	Brewster	TX
KLC_137	marmoratus	29.4544	-103.4927	Christmas Mountains	Brewster	TX
KLC_138	marmoratus	29.4544	-103.4927	Christmas Mountains	Brewster	TX
KLC_139	marmoratus	29.4544	-103.4927	Christmas Mountains	Brewster	TX
KLC_140	marmoratus	29.4544	-103.4927	Christmas Mountains	Brewster	TX
KLC_142	marmoratus	29.4544	-103.4927	Christmas Mountains	Brewster	TX
KLC_143	septemvittatus	29.4544	-103.4927	Christmas Mountains	Brewster	TX
KLC_145	marmoratus	29.4544	-103.4927	Christmas Mountains	Brewster	TX
KLC_146	marmoratus	29.4558	-103.4839	Christmas Mountains	Brewster	TX
KLC_147	septemvittatus	29.4558	-103.4839	Christmas Mountains	Brewster	TX
KLC_149	marmoratus	29.4558	-103.4839	Christmas Mountains	Brewster	TX
KLC_150	marmoratus	29.4558	-103.4839	Christmas Mountains	Brewster	TX
KLC_151	marmoratus	29.4558	-103.4839	Christmas Mountains	Brewster	TX
KLC_162	tesselatus	37.6597	-103.5703	Picketwire Canyon Trail	Otero	CO
KLC_163	tesselatus	37.6597	-103.5703	Picketwire Canyon Trail	Otero	CO
KLC_165	gularis	30.3232	-103.1369	Nature Conservancy	Brewster	TX
KLC_166	gularis	30.3232	-103.1369	Nature Conservancy	Brewster	TX
KLC_167	gularis	30.3232	-103.1369	Nature Conservancy	Brewster	TX
KLC_168	tesselatus	35.5129	-101.7947	Kritser Ranch	Potter	TX

**Table 2** Summary statistics for the alpha diversities for each species' populations as inferred by Admixture.

	Population	n	Heterozygosity (obs)	Shannon Mean	Shannon SD
1	gularis1	2	0.00295	2.9430	0.2128
2	gularis2	1	0.00515	1.8620	NA

3	gularis3	6	0.00236	1.4082	0.2832
4	gularis4	5	0.00264	1.7220	0.8023
5	marmoratus1	9	0.00211	2.5176	1.3820
6	marmoratus2	2	0.00206	3.5176	0.4750
7	marmoratus3	4	0.00214	2.9971	0.6425
8	marmoratus4	6	0.00215	2.3593	1.2196
9	marmoratus5	1	0.00232	1.7146	NA
10	marmoratus6	3	0.00193	3.6560	0.1148
11	septemvittatus1	13	0.00137	1.4909	1.0756
12	septemvittatus2	13	0.00137	2.8947	0.7074
	<b>Population</b>	<b>Richness Mean</b>	<b>Richness SD</b>	<b>PD Mean</b>	<b>PD SD</b>
1	gularis1	120.5000	62.9325	27.8215	15.7407
2	gularis2	49.0000	NA	12.1688	NA
3	gularis3	39.3333	28.9390	10.1947	6.8230
4	gularis4	76.8000	47.5784	18.5821	10.8157
5	marmoratus1	82.4444	32.2572	20.3054	7.1116
6	marmoratus2	110.5000	7.7782	25.5609	1.5795
7	marmoratus3	78.2500	13.0990	20.4647	0.9851
8	marmoratus4	85.5000	25.9287	20.1284	5.6541
9	marmoratus5	61.0000	NA	17.3750	NA
10	marmoratus6	121.6667	30.0056	26.9444	4.0743
11	septemvittatus1	55.3077	30.8501	13.3540	5.7924
12	septemvittatus2	95.5385	43.3294	22.8930	9.6378
	Obs. Het. x alpha diversity (linear regression)				
		<b>equation</b>	<b>R<sup>2</sup></b>	<b>F-statistic</b>	<b>p</b>
	<b>Shannon</b>	y=2.9-185x	R <sup>2</sup> = 0.054	F <sub>(1,10)</sub> = 0.5701	0.4676
	<b>Richness</b>	y=99.8-7780x	R <sup>2</sup> = 0.079	F <sub>(1,10)</sub> = 0.8522	0.3777
	<b>Phylogenetic diversity</b>	y=23.8-1754x	R <sup>2</sup> = 0.091	F <sub>(1,10)</sub> = 1.002	0.3405

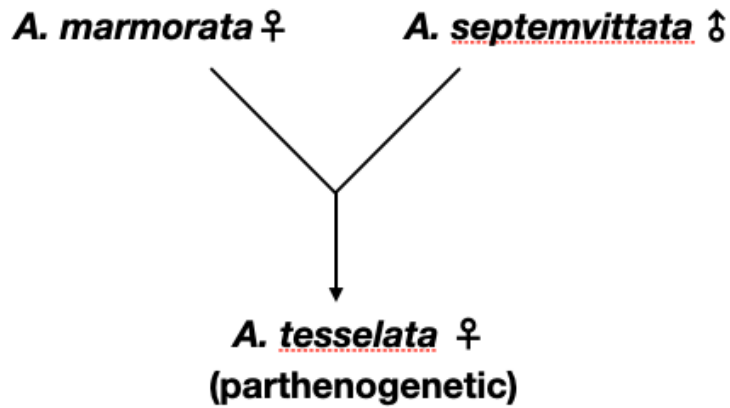
**Table 3** Fst and Dxy for each species.

Population	Fst		Dxy	
	Mantel r	p	Mantel r	p
<b>gularis</b>	0.9664	0.041667	0.8771	0.16667
<b>marmoratus</b>	0.04511	0.375	-0.07873	0.60278
<b>septemvittatus</b>	NA	NA	NA	NA

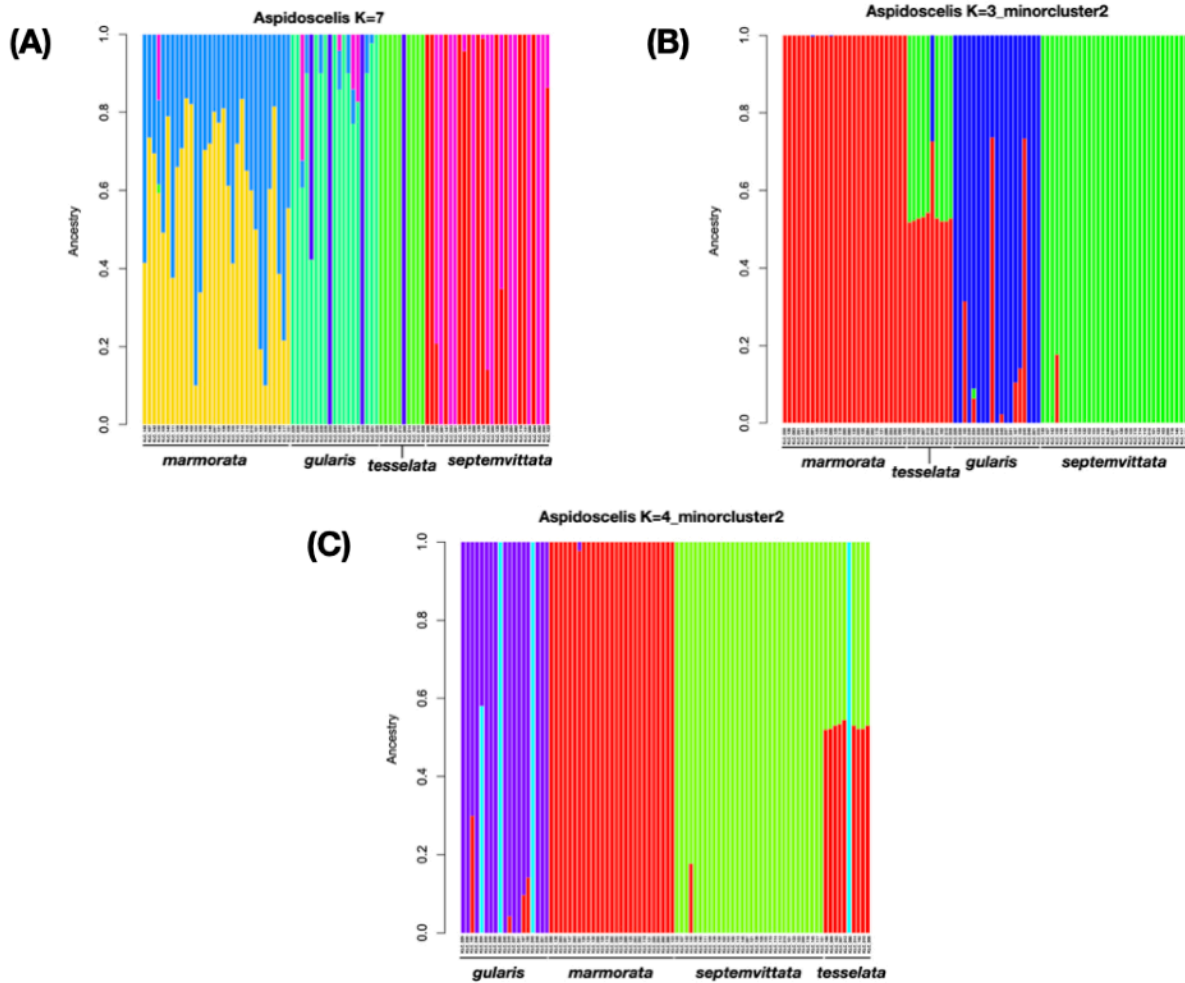


# Figures

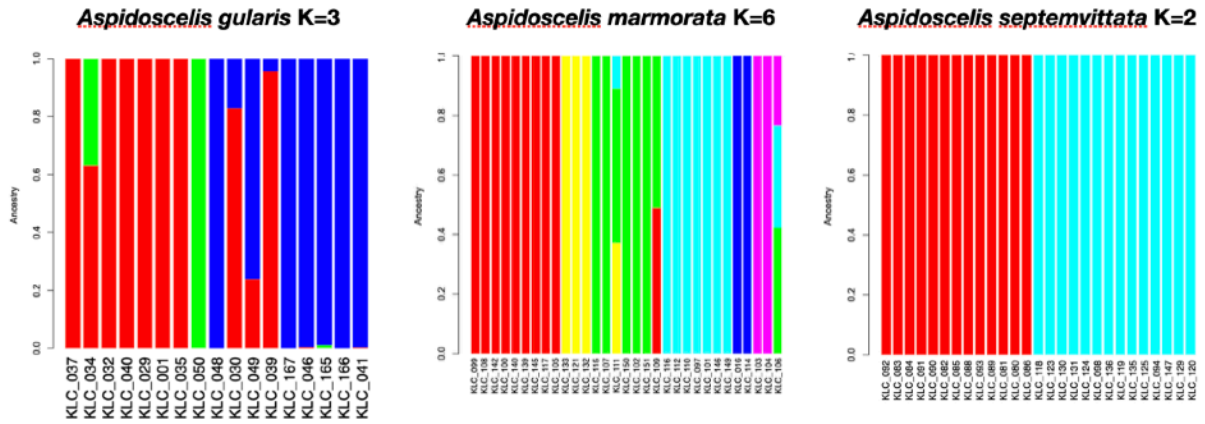
**Figure 1** The origins of *Aspidoscelis tesselatus*, a parthenogenetic lineage of whiptail lizards. Sexual species *A. marmoratus* and *A. septemvittatus* hybridized, producing an offspring with the capability to reproduce clonally. As a result, *A. tesselatus* has a perpetually hybrid genome, one complement from *A. marmoratus* and one complement from *A. septemvittatus*.



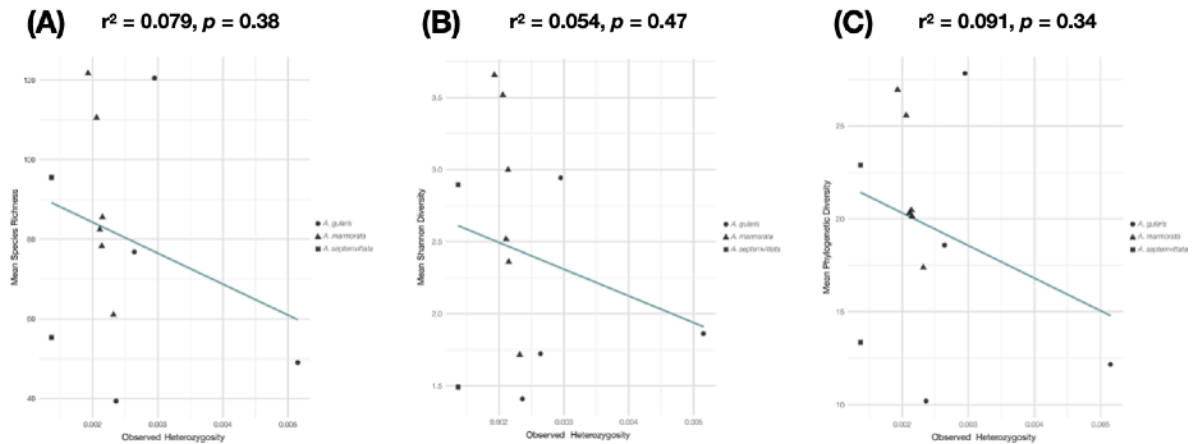
**Figure 2** Population stratification results using admixture using the ALL dataset. (A) Results for K=7, the optimal number of clusters as determined by the Evanno method. (B) Results for K=3, based on *a priori* expectations for which each sexual species is inferred as its own cluster. (C) Results for K=4, where two clusters are given to *A. gularis* as seen in multiple admixture analyses.



**Figure 3** Admixture results for each individual species, with each K inferred based on the Evanno method. (A) *Aspidoscelis gularis*, (B), *A. marmoratus*, and (C) *A. septemvittatus*.



**Figure 4** Linear regressions of observed heterozygosity of sexual populations (as inferred from admixture) and various measures of microbiome alpha diversity. None of these regressions were statistically significant. (A) Mean species richness, (B) Shannon Diversity, and (C) Phylogenetic Diversity against observed heterozygosity.





# Chapter 3: Characterization of MHC II

## Beta Genes in Whiptail Lizards

### *(Aspidozelis)*

#### Introduction

The major histocompatibility complex (MHC) is a pivotal player in innate immunity in vertebrates by presenting foreign antigens to T cells, thereby initiating an immune response. Three MHC classes have distinct roles; MHC class I present antigens originating intracellularly (such as from viruses), MHC class II present extracellular antigens, and MHC class III lacks antigen-presenting functions and instead is involved in signaling pathways (Juris 2021). Both class I and class II MHC are composed of two subunits, called the alpha and beta chains. The structure of MHC class I and class II genes are different though their functions are similar. Each are transmembrane complexes that present antigens that are attached to the antigen-binding site (ABS). In class I complexes, only the alpha chain contributes to the ABS. In class II complexes, both the alpha and beta chains contribute to the ABS (Figure 1). Each chain is encoded by a single gene, though multiple copies exist of each chain in vertebrate genomes; for example, the dozens of human MHC genes are all located in a single region in the human genome (“Complete Sequence and Gene Map of a Human Major

Histocompatibility Complex. The MHC Sequencing Consortium” 1999). The potential pairing of multiple different alpha and beta chains produces substantial diversity in both MHC classes that allows the immune system to initiate a response to nearly any pathogen. In addition, each of the alpha and beta chains often have tens to hundreds of alleles that exist in a population, making MHC genes some of the most polymorphic genes in the genome; the human MHC gene HLA-B has more than 2,000 alleles (Trowsdale and Knight 2013).

The MHC complexes are often a focus in conservation genetics largely because they can harbor substantial genetic variation. This variation directly reflects the selection pressures on the MHC: pathogen antigen presentation and sexual selection (Jan Ejsmond, Radwan, and Wilson 2014). Because pathogens are so diverse and come from all domains (viruses, bacteria, eukaryotes), genetic variation at MHC is crucial for recognizing any pathogen as a foreign entity. Thus, measures of MHC diversity are often used as a proxy for the immunological health of populations, especially those of potential conservation concern that may already exhibit low genetic variation. For example, Langefors et al. (2001) studies variation at the MHC IIB locus as correlated with disease susceptibility in salmon, and found that one particular allele was highly associated with resistance to the bacterial pathogen *Aeromonas salmonicida*. A more recent study by Manlik et al. (2019) found that bottlenose dolphins populations with higher MHC Class II variation were more viable (higher reproductive output) than a population that were less viable (lower reproductive output), compared to neutral markers. In reptiles, Santonastaso et al. (2017) found that MHC II variation in island populations of the wall lizard (*Podarcis erhardii*) is largely affected by effective

population size, despite these genes being influenced by balancing selection. A second hypothesis regarding the extreme variation at MHC loci is that they play an important role in sexual selection, including humans, whereby individuals are attracted to others with similar allelic combinations (Chaix, Cao, and Donnelly 2008).

MHC complexes have been studied mostly in mammals, birds, fish, and even amphibians (reviewed in Kaufman 2018), though several recent studies have characterized both complex I and complex II chains in reptiles (Hacking et al. 2018; Reed and Settlage 2021; Olivieri, Mirete-Bachiller, and Gambón-Deza 2020; Miller et al. 2006). Because the great majority of the microbiome is extracellular, I will focus on characterizing MHC class II as part of my dissertation. In particular, I will identify the class II beta chains in an attempt to understand their copy number and variation within and between different species of whiptails. This characterization will be a foundation to investigate further genetic variation within and between parthenogenetic and sexual lineages, and how that variation correlates with gut microbiome diversity.

Whiptail lizards (genus *Aspidoscelis*) are widespread throughout the United States, Mexico, and Central America. They belong to the family Teiidae, and contain a large number of clonal lineages that reproduce by parthenogenesis. Parthenogenetic lineages arose via hybridization events between two divergent sexual species; these hybridization events occurred within the Pleistocene (Maldonado et al. 2022). Further backcrossing of the diploid parthenogens to the parentals is possible, and even hybridization with a third species produce triploid lineages. The establishment of parthenogenetic lineages via hybridization is a severe bottleneck such that the genetic variation is initially limited to that present in the maternal and paternal individuals

involved in the initial cross; subsequent mutation, intergenomic recombination, and gene conversion can further act to increase or decrease variation. Because of their unique histories, reproductive mode, and genomic composition, whiptails are an exciting and exemplary group to investigate evolution in the absence of sex (Fujita et al. 2020; Maldonado et al. 2022).

Understanding MHC dynamics in whiptails could provide important insight into several aspects of their biology. First, parthenogens are expected to harbor high MHC heterozygosity, perhaps even higher than in sexuals because the alleles from asexual individuals come from divergent parentals. In contrast, the allelic diversity in parthenogenetic populations is expected to be low. Furthermore mechanisms such as intergenomic recombination could produce novel alleles, while gene conversion could remove alleles. Nevertheless, understanding MHC variation is important in parthenogens, which are expected to be particularly vulnerable to pathogens given their static genetic variation (Sommer 2005). Second, whiptails display reproductive behavior linked to hormones and pheromones that may play a role in sexual selection (e.g. Crews et al. 1996). It is unknown if the MHC plays a role as well, though a recent study demonstrated that follicular glands of lizards are enriched with MHC transcripts (and whiptails, both male and female, have femoral follicular glands). Third, it is unknown whether MHC variation has any effect on gut microbiome composition. Parthenogenetic whiptails are an excellent system to investigate this given they have (theoretically) static genetic variation in contrast to sexual populations that constantly shuffle and generate alleles among individuals. However, to investigate MHC dynamics first requires understanding the genomic architecture of the genes. The purpose of this



chapter is to provide an initial characterization of MHC class II beta genes. To attain this goal, I will:

1. Sequence the liver and femoral gland transcriptomes from 20 lizards.
2. Identify putative MHC loci.
3. Infer potential gene models using the newly-release *Aspidoscelis tigris* genome
4. Infer a minimum copy number of beta chain loci using the genome and phylogenetic analysis

## Methods

### Sampling

We collected 20 individuals across 9 species during our field work in Texas, including the parthenogenetic species (numbers are in parentheses) *Aspidoscelis tessellatus* (diploid, 9), *A. neotesselatus* (triploid, 1), *A. neomexicanus* (diploid, 1), and *A. exsanguis* (triploid, 1), and the sexual species *A. marmoratus* (5), *A. inornatus* (3), *A. gularis* (1), and *A. sexlineata* (1). Localities are provided in Table 1. All samples were humanely collected by lasso or hand and processed under IACUC protocol A13.010. Liver tissue and femoral glands was stored in RNALater (Qiagen) using the manufacturer's guidelines, stored under refrigeration for 1-7 days, before permanent storage at -20 C. Specimens were preserved with formalin and lodged at UTA's Amphibian and Reptile Diversity Research Center. We sequenced liver transcriptomes

for most individuals, though for four individuals we sequenced the transcriptomes of femoral glands (two *A. inornatus*, one *A. exsanguis*, and one *A. tessellatus*). All transcriptomes were processed and analyzed in the same manner for the purposes of this study.

## **RNA library preparation**

RNA was extracted using the Promega SV Total RNA Extraction kit (Promega) following the manufacturer's protocol. Briefly, this extraction method requires manual lysis of cells in the presence of beta mercaptoethanol (which deactivated RNases). We used Qiagen's bead beater (Qiagen) with a setting of 20 Hz to disrupt cells in the presence of the lysis buffer for 10 minutes with a 3 mm stainless steel ball bearing. RNA is then captured on a silica filter in a spin column, at which time DNase is added to remove contaminating DNA. RNA is then eluted in water. The concentration of RNA was estimated using the Qubit 2.0. While we did some additional quality control steps (such as running a few samples on the Bioanalyzer), we found that the library kit used for sequencing was adequate for both high-quality and intact RNA preparations as well as degraded samples.

To construct the RNA libraries for sequencing, I used the Kapa Biosystems RNA HyperPlus with RiboErase (HMR) kit (Roche). This kit uses sequence capture to remove ribosomal RNA from the RNA preparations before using the remaining mRNA to build the sequencing library. A benefit of this approach is that degraded RNA (e.g. those preparations where the 3' A-tail has been degraded) can be used for library preparation. Despite the kit being optimized for human, mouse, and rat genomes, we

found that reptiles and amphibians can be used with the kit with high sequencing efficiency. We used at least 500 ng of input RNA but aimed for 1 µg, and followed the manufacturer's protocol with some slight modifications regarding adapter ligation. We used our own adapters based off of Glenn et al. ("Adapterama"; 2019), which are compatible with Illumina sequencing technologies. Each sample was then uniquely dual-indexed by PCR; that is, each sample had a unique i5 and a unique i7 index. This unique dual-indexed system avoids issues with index swapping that can happen on Novaseq sequencers ("Minimizing Index Hopping" 2022). We pooled equimolar amounts of each prepared library and sequenced the pool at the UTA North Texas Genome Center (150 PE).

## **Transcriptome assembly**

Transcriptomes for each sample were generated by de novo assembly using Trinity v. 2.14.0 (Grabherr et al. 2011; Haas et al. 2013) with Trimmomatic v.0.39 (Bolger et al. 2014) and default parameters. Trimmomatic filters the raw data for adapter contamination and low-quality reads, while also trimming reads of low-quality bases. Trinity takes the filtered reads and uses de Bruijn graphs and assembly algorithms optimized for coding regions to produce an initial transcriptome, which usually consists of tens of thousands of putative transcripts. I then used Transdecoder v. 5.5.0 (Haas et al. 2013) to filter the initial Trinity assembly for the longest and most probable transcripts, using default parameters. This optimized transcriptome was further processed using cd-hit v. 4.8.1 and default parameters (Fu et al. 2012), which collapses similar transcripts into putative orthologs, resulting in the working transcriptomes for

each individual. I recognize that cd-hit potentially merges transcripts from distinct genes, though I proceeded with this version of the transcriptome knowing that the results likely underestimate the diversity of class II beta chain genes.

To quantify the completeness of each transcriptome, we ran BUSCO v. 5.3.2 using the vertebrate gene set (vertebrata\_odb10\_; Manni et al. 2021). We aligned the trimmed and filtered reads back to the transcriptome using bowtie2 v.2.4.5 (Langmead and Salzberg 2012) in order to estimate the average coverage per sample using the function coverage in samtools v.1.15.1 (Danecek et al. 2021).

## Identification of MHC class II beta genes

To identify putative MHC class II beta chain transcripts in the transcriptome, we performed blast (tblastx) searches against beta chain sequences from the green anole lizard (*Anolis carolinensis*; GenBank Accession XM\_008121064), the marine iguana (*Amblyrhynchus cristatus*; GenBank Accession FJ623746), the tuatara (*Sphenodon punctatus*; DQ124233), and the axolotl (*Ambystoma mexicanum*; GenBank Accession AF209117). We used a stringent e-value cutoff of 1e-50 for each search. There were some lizards on GenBank that had MHC II beta chains that were more closely related to *Aspidoscelis* (*Podarcis muralis* and *Lacerta agilis*), but these were computationally annotated rather than experimentally identified; we did not use these in the blast searches but did include them in the phylogenetic analysis described below.

One of our goals was to determine the gene structure of the MHC II beta genes, as this will provide foundational information for future work. Because transcripts only provide coding sequences, we used external information to identify the exon

boundaries. The first source of information were gene models predicted from the *Anolis*, *Podarcis*, and *Lacerta* genomes (see below). The second source of information was the *Aspidoscelis tigris* genome (GCA\_023333555.1) that is available on GenBank. To our knowledge, the genome is unannotated. Thus, to identify the MHC genes in the *A. tigris* genome, we used tblastx searches with the whiptail MHC II beta transcripts. These searches returned one scaffold from the *A. tigris* genome; thus, subsequent work focused solely on this one scaffold. We used Augustus v. 3.4.0 (Stanke et al. 2008) to identify putative genes, including their exon/intron structures. We then identified the putative MHC loci using our transcripts in blastx searches against the translated Augustus genes.

We aligned all of the MHC II beta genes from our transcripts, *Anolis*, *Lacerta*, *Amblyrhynchus*, and *A. tigris* using translation-guided algorithms as implemented in Geneious (see below under Phylogenetic Analysis for more details). While the alignments identified a core region in all the genes that were obviously homologous, several of the *A. tigris* genes had large 3' and 5' sequences that did not align to our transcripts. We made the conservative decision to remove these sequences even though they represent distinct loci in the *A. tigris* genome. After removing these genes, we had a set of six genes from the *A. tigris* genome that aligned well with the rest of the MHC II beta sequences. We consider this set of six the minimum number of MHC II beta genes in the *Aspidoscelis* genome.

## Manual annotation of MHC class II beta gene models

We used annotations from the *Anolis*, *Lacerta*, and *Podarcis* genomes as well as the Augustus gene predictions of the *Aspidoscelis tigris* genome to identify the exons within our transcripts. We downloaded exon sequences from *Anolis*, *Lacerta*, and *Podarcis* from NCBI and used these to identify the exon boundaries in the multiple sequence alignment. We also identified the exon boundaries using the Augustus annotations of the six genes we retained from the *A. tigris* genome as these are most likely to reflect the gene structure in our transcripts.

To visualize and validate the gene structures of our transcripts, we aligned them to the *A. tigris* scaffold using GMAP (Wu and Watanabe 2005).

## Phylogenetic analysis

We conducted a phylogenetic analysis that included the six predicted MHC II beta genes from the *Aspidoscelis tigris* genome, our transcriptomes, and four sequences from GenBank (*Anolis* and *Amblyrhynchus*, as well as MHC II beta genes annotated from draft genomes of *Podarcis muralis*, (XM\_028716159\_, and *Lacerta agilis*, XM\_033141761\_). In total the analysis included 53 sequences.

We generated an alignment of the lizard MHC II beta genes using translation-guided algorithms as implemented in Geneious Prime 2022.1.1 (Biomatters). Geneious offers several multiple sequence alignments programs, and we explored several that permitted translation-guided alignments (including muscle v5 - Edgar 2021; MAFFT v 7.490 - Katoh and Standley 2013; and the Geneious algorithms). For each we used

default parameters. While all three approaches produced similar alignments, we still adjusted the alignments by eye. In so doing, we understand that we are making judgements about the homology of aligned bases, but by doing so we were able to produce alignments where the 3' and 5' ends (in particular, the start and stop codons) were aligned. Note some of the sequences were incomplete and lacked start and stop codons, though these sequences were generally well-aligned.

We conducted a Bayesian phylogenetic analysis as implemented in BEAST 2.6.7 (Bouckaert et al. 2019). We constrained the tree to have a monophyletic Teiidae + Lacertidae; that is, the *Aspidoscelis*, *Podarcis*, and *Lacerta* would be the ingroup and *Anolis* and *Amblyrhynchus* (families Polychrotidae and Iguanidae, respectively) are the outgroups. We implemented the GTR+G (6 gamma variables) for the first, second, and third codon positions, which were allowed to have distinct rates (log-normal distributions). We ran four different analyses to make sure we sampled from the global optimum of the posterior; each run was 20,000,000 generations, sampling every 20,000 generations (this resulted in posterior sampling of 10,000 trees). We checked each run with LogCombiner to make sure they all converged to the same optimum after removing the first 1,000 trees as burn-in (10% of the posterior), and then combined the posterior distributions by resampling every 8000 generations (for a total of 9004 trees of the combined posterior sampling). We summarized the trees using TreeAnnotator to produce a MCC tree.

# Results

## Sequencing and assemblies

Sequencing and assembly summaries are provided in Table 1. Average length of transcripts across all assemblies, after refining using Transdecoder and cd-hit, is 648.1 bp. The completeness of the transcriptomes ranged from 11.1% to 81.9% of the 3,354 vertebrate genes that BUSCO uses. This result roughly correlates with the size of the transcriptome (as measured by the size of the transcriptome after all refinement). The average sequence coverage among the samples ranged from 22.34X - 121.58X.

## Identification of MHC class II beta genes

The initial tblastx searches of known MHC class II beta chain genes from *Anolis*, *Amblyrhynchus*, *Sphenodon*, and *Ambystoma* against the transcriptomes yielded between 0 and 5 hits per sample. The one sample that yielded 0 hits (KLC 168) sequenced poorly, but our sampling had other representatives of *A. tessellatus*. Our searches were stringent and thus *Sphenodon* and *Ambystoma* did not hit with any of the transcripts. However, the same transcripts from each individual were consistently returned when blasted with the lizards, *Anolis* and *Amblyrhynchus*. When combined, the total number of MHC II beta chain genes across *Aspidoscelis* samples totaled 43.

Our tblastx searches against the *A. tigris* genome yielded a single scaffold (JALMGA010000024). blastx searches against Augustus-predicted genes on this scaffold returned 10 hits, indicating 10 distinct putative MHC II beta genes in the *A.*



*tigris* genome. We refined these 10 genes down to 6 after removing 4 that had 3' or 5' ends that extended beyond the start and stop codons of our transcripts. Thus, while we focus on these six genes in the *A. tigris* genome, there are at least four other potential MHC II beta genes.

The multiple sequence alignment between all of the sequences (our *Aspidoscelis* transcripts, *Anolis*, *Lacerta*, *Podarcis*, and the six genes from *A. tigris*) was translation-guided. Several transcripts as well as some of the *A. tigris* genes did not have obvious start or stop codons, or were missing some parts of the 3' and 5' ends. Nevertheless, the alignment did not have any internal stop codons.

There is strong evidence that the MHC II beta transcripts represent five exons. The exon boundaries are predicted to be the same in *Podarcis* and *Lacerta*, which also coincided with predicted exons in the *A. tigris* genome. In fact, all six of the MHC II beta genes in the *A. tigris* genome had the same exon-intron structures (though some had additional exons and introns at the 5' end). This was even the case for the one copy that was oriented in the opposite direction as the others (g583). Thus, we are confident that the exon structures in our transcripts follow the same patterns as those found in the *A. tigris* genome, *Podarcis*, and *Lacerta* (Figure 2). Interestingly, *Anolis* was annotated to have a very different exon-intron structure that did not match those found in the other lizards.

## **Phylogenetic Analysis**

The multiple sequence alignment of 53 MHC II beta genes is 837 nucleotides long. Using LogCombiner, we checked that the four independent runs converged to the

same optimum before combining them into a single posterior. To make sure that the sampled trees were not autocorrelated, we checked to make sure the ESS value for the likelihood was >200. For all parameters, including the likelihood and rate parameters, ESS values were much larger than 200. We then summarized the posterior as an MCC tree (Figure 3).

The MCC tree shows important patterns of diversity MHC II beta genes within whiptails. First, the transcripts are monophyletic with respect to *Podarcis* and *Lacerta*. Second, there are two major clades within *Aspidoscelis* (which are labeled as “Clade A” and “Clade B” in Figure 3). Third, genes that were predicted from the *A. tigris* genome using Augustus occur in both clades (g234, g229, and g247 are in Clade A and g583, g541, and g276 are in Clade B). Similarly, transcripts assembled within individuals also occurred in both clades, indicating that gene duplication and subsequent divergence occurred before the diversification of *Aspidoscelis* species.

## Discussion

Our initial survey of MHC genes in the *Aspidoscelis tigris* genome identified 10 putative class II beta chain genes that are all located on one scaffold. Because Augustus inferred some of these genes to be very large due to their extended 3' (the initial ATG start codon was far upstream of annotated MHC genes) or 5' (there was a lack of stop codon compared to annotated MHC genes) ends, we removed these for our phylogenetic analysis, leaving six putative genes. The long genes predicted from Augustus may be an artifact of matching the start of one gene with the end of a different gene; thus, there may be more than 10 MHC II genes, and this requires further

refinement in annotation. The phylogenetic analysis placed these six genes in both major groups, though it is clear that some genes are closely related to each other given their affinities in the tree. We consider the 6 genes the minimum number of class II MHC beta chain genes.

For the *A. tigris* genome, which was sequenced using both HiFi PacBio reads and HiC scaffolding, all 10 of the putative MHC II beta genes occurred on a single scaffold. This is consistent with most other vertebrates where the MHC region, often spanning a few megabases, includes all MHC genes, including MHC I and MHC III complexes (reviewed in Kaufman 2018). Paralogous regions do exist in some genomes, though we did not find any evidence of this in whiptails. Because all MHC classes tend to exist in the same region (as well as other immune genes; Kumánovics, Takada, and Lindahl 2003), we fully expect to find other classes of MHC on this scaffold. It is important to note that we do not know whether our transcripts represent distinct loci, alleles at a single locus, or perhaps even misassemblies from different loci resulting in a chimeric annotation. This is especially true in the parthenogens whose genomes are a hybrid between two divergent sexuals. However, we did not see any evidence that loci were misassembled between the two phylogenetic groups within a parthenogen.

## **MHC and the Red Queen**

Parthenogenetic systems provide an interesting system to examine an important hypothesis in evolutionary biology, the Red Queen Hypothesis first proposed by Van Valen (1973). The Red Queen predicts that genotypes will fluctuate over time due to frequency-dependent selection as a result of a constantly-changing environment.

Populations that are more genetically diverse will be more capable to adapt to changing environments than populations that are less genetically diverse. One common scenario that invokes the Red Queen is the relationship between hosts and pathogens (Bell 1982), with the prediction that populations with more genetic diversity will harbor fewer pathogens. We can thus predict that parthenogenetic lineages - with their limited genetic diversity - will harbor more pathogen loads than their sexual counterparts. One genetic system that is a candidate for Red Queen dynamics is the MHC complex because of its role in adaptive immunity and recognizing previously-exposed pathogens. A recent study by Gösler et al. (2019) examined MHC I variation in asexual and sexual populations of the fish *Poecilia* but found no correlation between allelic diversity and parasite (trematode) load. One explanation given for this was the high heterozygosity of the hybrid clones provided the protection against the trematodes via the innate immune system. One issue that should be investigated further is whether MHC II should have been used, as this complex is typically presents the extracellular antigens (which presumably would be proteins from parasites).

It has been shown that parasite loads are higher in some parthenogenetic lizards (e.g. the Bynoe's gecko, *Heteronotia binoei*; Moritz et al. 1991) but not others (the mourning gecko, *Lepidodactylus lugubris*; Hanley, Fisher, and Case 1995). One potential explanation for this is that *Lepidodactylus* are island lizards, and thus we expect that even the sexual populations have reduced genetic variation that might reflect on normalizing parasite loads with parthenogenetic relatives. *Heteronotia* is a mainland species with extensive genetic diversity in the sexuals (Fujita et al. 2010), perhaps with the variation necessary for the Red Queen to operate. In whiptails, one

study found higher mite loads in parthenogenetic lizards compared to sexuals (Jackson and Bateman, 2018). Missing from all of these studies is a genetic component. One exciting avenue of research is the integration of parasite and pathogen studies with the quantification of genetic diversity of both neutral and immune genes, such as the MHC, in these studies.

## Phylogenetic analysis

We included *Podarcis* and *Lacerta* in order to understand when the diversity of MHC alleles arose within whiptails. Because whiptail MHC II beta alleles are monophyletic, this indicates that diversity arose after the divergence between the lizard families Teiidae (*Aspidoscelis*) and Lacertidae (*Podarcis* and *Lacerta*). However, given the identical gene structures between the MHC II beta genes across Teiidae and Lacertidae, it may be that the gene copies arose before the two families diverged and that homogenizing mechanisms, such as gene conversion, are responsible for the monophyly of the genes within *Aspidoscelis*. Gene conversion has been shown to be an important aspect of MHC variation (reviewed in Martinsohn et al. 1999; Bahr and Wilson 2012; Chen, Bei, and Li 2015), and can even generate new alleles (Högstrand and Böhme 1999). One of our future goals is to investigate the frequency of gene conversion in parthenogenetic lizards and how this mechanism might generate or remove genetic variation, including at MHC loci.

Most of the smaller clades near the tips of the tree only contain transcripts from a few species. For instance, one clade that contains g541 only has transcripts from *inornatus* and *sexlineata*. This may be due to several, non-mutually exclusive reasons.

First, our sequencing effort may have missed some MHC alleles. This is entirely possible given many of our samples had low BUSCO “complete” scores. Second, Trinity may have found it difficult to assemble exact alleles, an issue with multi-gene families in general. Indeed, our study is unable to distinguish between potential chimaeras or true alleles. Long-read sequencing of either transcriptomes or genomes will be necessary to definitively identify the different genes within the genome.

The antigen binding site of MHC II is located in exon 2; thus, we expect that exon 2 will harbor the most variation in the gene. In our sampling, exon 2 has an average pairwise distance of 0.27, while exon 3 has an average pairwise distance of 0.19. Thus, our data confirm that exon 2 has more extensive variation. Our alignments are among paralogous copies, and thus we might expect to see even more extreme differences in alignments of orthologous exons 2 and 3. The importance of this difference is that exon 2 is typically sequenced for non-model organisms in conservation studies because of its expansive variation. This variation also makes it amenable to detecting the contributions of mutation, recombination and gene conversion in generating the patterns of diversity.

## **Future Directions**

The primary purpose of this study was to provide a preliminary look at MHC II structure and diversity in whiptail lizards. While we have accomplished this task and provided discussion on the implications of our results, this project opens up multiple avenues of future research, with two of them being immediate foci of the lab. First, our bioinformatics pipeline and approach is amenable to characterizing other gene

complexes, and we intend to pursue MHC Class I genes as well as other immunity genes, such as those involved in innate immunity (Toll-like receptors). We predict that the MHC Class I genes will reside on the same scaffold from the *tigris* genome. Along with identifying the additional genes, we hope to provide a precise and detailed annotation of the MHC region in whiptail lizards. Second, we will use our annotations of the MHC II to design primers to sequence exon 2, which is the exon that has the ABS and is thus highly polymorphic. With population-level sequencing of exon 2, we will be able to infer many of the genomic and evolutionary mechanisms that govern patterns of MHC II polymorphisms between sexual and asexual lizards. MHC variation has been studied in sexual and parthenogenetic *Lepidodactylus* geckos (Radtkey et al. 1996), finding that parthenogenetic lineages had limited variation compared to sexual relatives. This study had limited sequencing and assayed variation through restriction fragments. With next-generation sequencing, we will have the ability to massively scale up our sequencing to test this hypothesis and to explore the mechanisms that limit the variation in parthenogenetic lineages. Third, we will investigate the relationship between MHC variation and gut microbiome diversity in parthenogenetic and sexual populations. A recent study in the Seychelles warbler (*Acrocephalus schellensis*) found that particular alleles - rather than absolute diversity - in both MHC I and MHC II influence gut microbiome composition (Davies et al. 2022). While our studies have shown that the environment is largely responsible for microbiome diversity, we have not yet pursued investigations of individual genes.

## References

- Bahr, Angela, and Anthony B. Wilson. 2012. "The Evolution of MHC Diversity: Evidence of Intralocus Gene Conversion and Recombination in a Single-Locus System." *Gene* 497 (1): 52–57. <https://doi.org/10.1016/j.gene.2012.01.017>.
- Bell, Graham. 1982. *The Masterpiece of Nature: The Evolution and Genetics of Sexuality*. California University Press, Oakland, CA.
- Bolger, Anthony M., Marc Lohse, and Bjoern Usadel,. 2014. "Trimmomatic: a flexible trimmer for Illumina sequence data". *Bioinformatics* 30(15): 2114–2120. <https://doi.org/10.1093/bioinformatics/btu170>
- Bouckaert, Remco, Timothy G. Vaughan, Joëlle Barido-Sottani, Sebastián Duchêne, Mathieu Fourment, Alexandra Gavryushkina, Joseph Heled, et al. 2019. "BEAST 2.5: An Advanced Software Platform for Bayesian Evolutionary Analysis." *PLoS Computational Biology* 15 (4): e1006650. <https://doi.org/10.1371/journal.pcbi.1006650>.
- Chaix, Raphaëlle, Chen Cao, and Peter Donnelly. 2008. "Is Mate Choice in Humans MHC-Dependent?" *PLoS Genetics* 4 (9): e1000184. <https://doi.org/10.1371/journal.pgen.1000184>.
- Chen, Weicai, Yongjian Bei, and Hanhua Li. 2015. "Genetic Variation of the Major Histocompatibility Complex (MHC Class II B Gene) in the Threatened Hume's Pheasant, *Syrnaticus humiae*." *PloS One* 10 (1): e0116499. <https://doi.org/10.1371/journal.pone.0116499>.
- Crews, David, John Godwin, Vesta Hartman, Michael Grammer, Ellen A. Prediger, and Rebecca Sheppherd. 1996. "Intrahypothalamic Implantation of Progesterone in Castrated Male Whiptail Lizards (*Cnemidophorus inornatus*) Elicits Courtship and Copulatory Behavior and Affects Androgen Receptor- and Progesterone Receptor-mRNA Expression in the Brain." *The Journal of Neuroscience* 16 (22): 7347–7352. <https://doi.org/10.1523/JNEUROSCI.16-22-07347.1996>.
- Danecek, Petr, James K. Bonfield, Jennifer Liddle, John Marshall, Valeriu Ohan, Martin O. Pollard, Andrew Whitwham, et al. 2021. "Twelve Years of SAMtools and BCFtools." *GigaScience* 10 (2): giab008. <https://doi.org/10.1093/gigascience/giab008>.
- Davies, Charli S., Sarah F. Worsley, Kathryn H. Maher, Jan Komdeur, Terry Burke, Hannah L. Dugdale, and David S. Richardson. 2022. "Immunogenetic Variation Shapes the Gut Microbiome in a Natural Vertebrate Population." *Microbiome* 10 (1): 41. <https://doi.org/10.1186/s40168-022-01233-y>.
- Edgar, Robert C. 2021. "MUSCLE v5 Enables Improved Estimates of Phylogenetic Tree Confidence by Ensemble Bootstrapping." *bioRxiv*. <https://doi.org/10.1101/2021.06.20.449169>.
- Fujita, Matthew K., Jimmy A. McGuire, Stephen C. Donnellan, and Craig Moritz. 2010. "Diversification and persistence at the arid-monsoonal interface: Australia-wide biogeography of the Bynoe's Gecko (*Heteronotia binoei*; Gekkonidae)." *Evolution* 64: 2293-2314. <https://doi.org/10.1111/j.1558-5646.2010.00993.x>.



- Fujita, Matthew K., Sonal Singhal, Tuliana O. Brunes, and Jose A. Maldonado. 2020. "Evolutionary Dynamics and Consequences of Parthenogenesis in Vertebrates." *Annual Review of Ecology, Evolution, and Systematics* 51 (1): 191–214. <https://doi.org/10.1146/annurev-ecolsys-011720-114900>.
- Fu, Limin, Beifang Niu, Zhengwei Zhu, Sitao Wu, and Weizhong Li. 2012. "CD-HIT: Accelerated for Clustering the next-Generation Sequencing Data." *Bioinformatics* 28 (23): 3150–52. <https://doi.org/10.1093/bioinformatics/bts565>.
- Glenn, Travis C., Roger A. Nilsen, Troy J. Kieran, Jon G. Sanders, Natalia J. Bayona-Vásquez, John W. Finger, Todd W. Pierson, et al. 2019. "Adapterama I: Universal Stubs and Primers for 384 Unique Dual-Indexed or 147,456 Combinatorially-Indexed Illumina Libraries (iTru & iNext)." *PeerJ* 7: e7755. <https://doi.org/10.7717/peerj.7755>.
- Gösser, Fabian, Manfred Schartl, Francisco J. García-De León, Ralph Tollrian, and Kathrin P. Lampert. 2019. "Red Queen Revisited: Immune Gene Diversity and Parasite Load in the Asexual *Poecilia formosa* versus Its Sexual Host Species *P. mexicana*." *PLoS One* 14 (7): e0219000. <https://doi.org/10.1371/journal.pone.0219000>.
- Grabherr, Manfred G., Brian J. Haas, Moran Yassour, Joshua Z. Levin, Dawn A. Thompson, Ido Amit, Xian Adiconis, et al. 2011. "Full-Length Transcriptome Assembly from RNA-Seq Data without a Reference Genome." *Nature Biotechnology* 29 (7): 644–52. <https://doi.org/10.1038/nbt.1883>.
- Haas, Brian J., Alexie Papanicolaou, Moran Yassour, Manfred Grabherr, Philip D. Blood, Joshua Bowden, Matthew Brian Couger, et al. 2013. "De Novo Transcript Sequence Reconstruction from RNA-Seq Using the Trinity Platform for Reference Generation and Analysis." *Nature Protocols* 8 (8): 1494–1512. <https://doi.org/10.1038/nprot.2013.084>.
- Hacking, Jessica, Terry Bertozzi, Adnan Moussalli, Tessa Bradford, and Michael Gardner. 2018. "Characterisation of Major Histocompatibility Complex Class I Transcripts in an Australian Dragon Lizard." *Developmental and Comparative Immunology* 84: 164–171. <https://doi.org/10.1016/j.dci.2018.02.012>.
- Hanley, Kathryn A., Robert N. Fisher, and Ted J. Case. 1995. "Lower Mite Infestations in an Asexual Gecko Compared With Its Sexual Ancestors." *Evolution* 49 (3): 418–426. <https://doi.org/10.2307/2410266>.
- Högstrand, Kari, and Jon Böhme. 1999. "Gene Conversion Can Create New MHC Alleles." *Immunological Reviews* 167: 305–317. <https://doi.org/10.1111/j.1600-065x.1999.tb01400.x>.
- Jackson, Lauren N., and Heather Bateman. 2018. "Differing Ectoparasite Loads, Sexual Modes, and Abundances of Whiptail Lizards from Native and Non-Native Habitats." *Herpetological Conservation and Biology* 13(1): 294–301.
- Jan Ejsmond, Maciej, Jacek Radwan, and Anthony B. Wilson. 2014. "Sexual Selection and the Evolutionary Dynamics of the Major Histocompatibility Complex." *Proceedings of the Royal Society B* 281 (1796): 20141662. <https://doi.org/10.1098/rspb.2014.1662>.
- Juris, Stephen. 2021. *Immunology*. Oxford University Press, Oxford, United Kingdom.

- Katoh, Kazutaka, and Daron M. Standley. 2013. "MAFFT Multiple Sequence Alignment Software Version 7: Improvements in Performance and Usability." *Molecular Biology and Evolution* 30 (4): 772–780. <https://doi.org/10.1093/molbev/mst010>.
- Kaufman, Jim. 2018. "Unfinished Business: Evolution of the MHC and the Adaptive Immune System of Jawed Vertebrates." *Annual Review of Immunology* 36 (1): 383–409. <https://doi.org/10.1146/annurev-immunol-051116-052450>.
- Kumánovics, Attila, Toyoyuki Takada, and Kirsten Fischer Lindahl. 2003. "Genomic Organization of the Mammalian MHC." *Annual Review of Immunology* 21: 629–657. <https://doi.org/10.1146/annurev.immunol.21.090501.080116>.
- Lanfear, David, Jakob Lohm, Mats Grahn, Øivind Andersen, and Torbjörn von Schantz. 2001. "Association between Major Histocompatibility Complex Class IIB Alleles and Resistance to *Aeromonas salmonicida* in Atlantic Salmon." *Proceedings of the Royal Society of London Series B* 268 (1466): 479–485. <https://doi.org/10.1098/rspb.2000.1378>.
- Langmead, Ben, and Steven L. Salzberg. 2012. "Fast Gapped-Read Alignment with Bowtie 2." *Nature Methods* 9 (4): 357–59. <https://doi.org/10.1038/nmeth.1923>.
- Maldonado, Jose A., Thomas J. Firreno Jr, Alexander S. Hall, and Matthew K. Fujita. 2022. "Parthenogenesis Doubles the Rate of Amino Acid Substitution in Whiptail Mitochondria." *Evolution*. <https://doi.org/10.1111/evo.14509>.
- Manlik, Oliver, Michael Krützen, Anna M. Kopps, Janet Mann, Lars Bejder, Simon J. Allen, Celine Frère, Richard C. Connor, and William B. Sherwin. 2019. "Is MHC Diversity a Better Marker for Conservation than Neutral Genetic Diversity? A Case Study of Two Contrasting Dolphin Populations." *Ecology and Evolution* 9 (12): 6986–6998. <https://doi.org/10.1002/ece3.5265>.
- Manni, Mosè, Berkeley, Matthew R., Seppey, Mathieu, Simão, Felipe A., Zdobnov, Evgeny M. 2021. "BUSCO Update: Novel and Streamlined Workflows along with Broader and Deeper Phylogenetic Coverage for Scoring of Eukaryotic, Prokaryotic, and Viral Genomes". *Molecular Biology and Evolution* 38(10): 4647-4654. doi: 10.1093/molbev/msab199. PMID: 34320186; PMCID: PMC8476166.
- Martinson, J. Th, Ana B. Sousa, Lisbeth A. Guethlein, and Jonathan C. Howard. 1999. "The Gene Conversion Hypothesis of MHC Evolution: A Review." *Immunogenetics* 50 (3-4): 168–200. <https://doi.org/10.1007/s002510050593>.
- Miller, Hilary C., Katherine Belov, Charles H. Daugherty, and SMBE Tri-National Young Investigators. 2006. "Proceedings of the SMBE Tri-National Young Investigators' Workshop 2005. MHC Class I Genes in the Tuatara (*Sphenodon spp.*): Evolution of the MHC in an Ancient Reptilian Order." *Molecular Biology and Evolution* 23 (5): 949–956. <https://doi.org/10.1093/molbev/msj099>.
- "Minimizing Index Hopping." 2022. Accessed 28 June 2022. <https://www.illumina.com/techniques/sequencing/ngs-library-prep/multiplexing/index-hopping.html>.
- Moritz, Craig, H. McCallum, S. Donnellan, and J. D. Roberts. 1991. "Parasite Loads in Parthenogenetic and Sexual Lizards (*Heteronotia binoei*): Support for the Red Queen Hypothesis." *Proceedings of the Royal Society of London Series B* 244 (1310): 145–149. <https://doi.org/10.1098/rspb.1991.0063>.
- Olivieri, D. N., S. Mirete-Bachiller, and F. Gambón-Deza. 2020. "MHC Class I and II Genes in *Serpentes*." *bioRxiv*. <https://doi.org/10.1101/2020.06.12.133363>.

- Radtkey, Ray R., Britta Becker, Robert D. Miller, Roy Riblet, and T. J. Case. 1996. "Variation and Evolution of Class I Mhc in Sexual and Parthenogenetic Geckos." *Proceedings of the Royal Society of London Series B* 263 (1373): 1023–1032. <https://doi.org/10.1098/rspb.1996.0151>.
- Reed, Kent M., and Robert E. Settlage. 2021. "Major Histocompatibility Complex Genes and Locus Organization in the Komodo Dragon (*Varanus komodoensis*)." *Immunogenetics* 73 (5): 405–417. <https://doi.org/10.1007/s00251-021-01217-6>.
- Santonastaso, Trent, Jackie Lighten, Cock van Oosterhout, Kenneth L. Jones, Johannes Foufopoulos, and Nicola M. Anthony. 2017. "The Effects of Historical Fragmentation on Major Histocompatibility Complex Class II  $\beta$  and Microsatellite Variation in the Aegean Island Reptile, *Podarcis erhardii*." *Ecology and Evolution* 7 (13): 4568–4581. <https://doi.org/10.1002/ece3.3022>.
- Sommer, Simone. 2005. "The Importance of Immune Gene Variability (MHC) in Evolutionary Ecology and Conservation." *Frontiers in Zoology* 2: 16. <https://doi.org/10.1186/1742-9994-2-16>.
- Stanke, Mario, Mark Diekhans, Robert Baertsch, and David Haussler. 2008. "Using Native and Syntenically Mapped cDNA Alignments to Improve de Novo Gene Finding." *Bioinformatics* 24 (5): 637–644. <https://doi.org/10.1093/bioinformatics/btn013>.
- The MHC Sequencing Consortium. "Complete Sequence and Gene Map of a Human Major Histocompatibility Complex." 1999. *Nature* 401: 921–923. <https://doi.org/10.1038/44853>.
- Trowsdale, John, and Julian C. Knight. 2013. "Major Histocompatibility Complex Genomics and Human Disease." *Annual Review of Genomics and Human Genetics* 14: 301–323. <https://doi.org/10.1146/annurev-genom-091212-153455>.
- Van, Valen. 1973. "A New Evolutionary Law." *Evolutionary Theory* 1:1-30.
- Wu, Thomas D., and Colin K. Watanabe. 2005. "GMAP: A Genomic Mapping and Alignment Program for mRNA and EST Sequences." *Bioinformatics* 21 (9): 1859–1875. <https://doi.org/10.1093/bioinformatics/bti310>.

# Tables

**Table 1** Sample locality information, and associated transcriptome data.

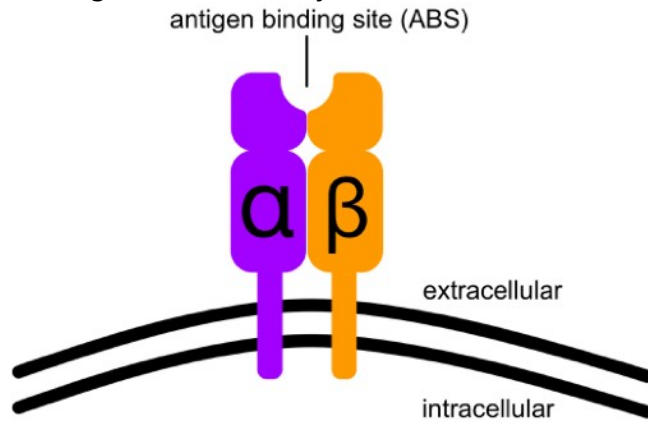
Sample	species	Latitude	Longitude	Locality	# MHC after initial tblastx
JAM_014	tesselatus				4
KLC_066	tesselatus	30.5494	-104.6617	Miller Ranch - fort	2
KLC_136	septemvittatus	29.4544	-103.4927	Christmas Mountains	4
KLC_145	marmoratus	29.4544	-103.4927	Christmas Mountains	1
KLC_146	marmoratus	29.4558	-103.4839	Christmas Mountains	2
KLC_148	inornatus	29.4558	-103.4839	Christmas Mountains	3
KLC_149	marmoratus	29.4558	-103.4839	Christmas Mountains	3
KLC_150	marmoratus	29.4558	-103.4839	Christmas Mountains	1
KLC_151	marmoratus	29.4558	-103.4839	Christmas Mountains	1
KLC_157	sexlineata	37.7697	-103.5130	Vogel Canyon Rec. Center	4
KLC_160	neotesselatus	37.7697	-103.5130	Vogel Canyon Rec. Center	1
KLC_162	tesselatus	37.6597	-103.5703	Picketwire Canyon Trail	3
KLC_163	tesselatus	37.6597	-103.5703	Picketwire Canyon Trail	3
KLC_167	gularis	30.3232	-103.1369	Nature Conservancy	3
KLC_168	tesselatus	35.5129	-101.7947	Kritser Ranch	0
MKF_01006	inornatus	30.551961	-104.646825	Miller Ranch, Valentine, TX	5
MKF_01011	inornatus	30.551961	-104.646825	Miller Ranch, Valentine, TX	3
MKF_01012	exsanguis	30.551961	-104.646825	Miller Ranch, Valentine, TX	2
MKF_01013	tesselatus	30.551961	-104.646825	Miller Ranch, Valentine, TX	3
RLK_089	neomexicanus				1
Sample	Total # cd-hit transcripts	Average length of cd-hit transcript (bp)	Average coverage	Raw reads (forward only)	BUSCO complete percentage

<b>JAM_014</b>	59470	669.6	47.57	76235418	66.9
<b>KLC_066</b>	34464	685.7	89.71	56527052	46.8
<b>KLC_136</b>	63995	592.9	52.54	141040594	51.6
<b>KLC_145</b>	36967	668.3	54.27	68598213	46.4
<b>KLC_146</b>	46876	694.9	58.59	90564746	62.1
<b>KLC_148</b>	55284	664.9	62.54	100380008	64.4
<b>KLC_149</b>	22808	565.7	44.70	70352813	17.7
<b>KLC_150</b>	26822	584.7	40.76	71570089	21.2
<b>KLC_151</b>	16169	542.0	29.83	55105448	11.1
<b>KLC_157</b>	45234	725.2	57.60	72422214	65.5
<b>KLC_160</b>	42886	659.3	72.32	75838488	56.1
<b>KLC_162</b>	64064	601.9	53.41	127107483	57.7
<b>KLC_163</b>	40117	617.9	57.06	142712126	34.3
<b>KLC_167</b>	48325	671.3	50.27	107324864	57.7
<b>KLC_168</b>	21772	711.8	95.78	68310836	41.4
<b>MKF_01006</b>	65101	695.8	121.58	107636522	79.2
<b>MKF_01011</b>	68152	686.3	72.42	84258478	81.9
<b>MKF_01012</b>	46108	679.4	85.87	187559306	47.9
<b>MKF_01013</b>	75323	604.6	77.17	115312995	63.8
<b>RLK_089</b>	45460	639.2	22.34	31164439	48.7
<b>Sample</b>	<b>BUSCO complete S (of 3354)</b>	<b>BUSCO complete D</b>	<b>BUSCO fragmented</b>	<b>BUSCO missing</b>	
<b>JAM_014</b>	2133	110	8	1103	
<b>KLC_066</b>	1510	59	684	1101	
<b>KLC_136</b>	1654	76	86	1538	
<b>KLC_145</b>	1492	65	866	931	
<b>KLC_146</b>	1990	93	579	692	
<b>KLC_148</b>	2061	99	552	642	
<b>KLC_149</b>	573	22	819	1940	
<b>KLC_150</b>	678	32	908	1736	
<b>KLC_151</b>	357	16	613	2368	
<b>KLC_157</b>	2093	105	478	678	


<b>KLC_160</b>	1822	59	630	843	
<b>KLC_162</b>	1860	76	87	1331	
<b>KLC_163</b>	1100	49	970	1235	
<b>KLC_167</b>	1859	75	619	801	
<b>KLC_168</b>	1338	49	667	1300	
<b>MKF_01006</b>	2502	153	231	468	
<b>MKF_01011</b>	2591	156	274	333	
<b>MKF_01012</b>	1518	89	921	826	
<b>MKF_01013</b>	2023	117	366	848	
<b>RLK_089</b>	1584	50	743	977	

# Figures

**Figure 1** An example of an MHC II complex, which is a dimer formed from an alpha and beta polypeptide. They are similar in structure and both contribute to the antigen binding site. This study is focused on characterizing the beta chains.

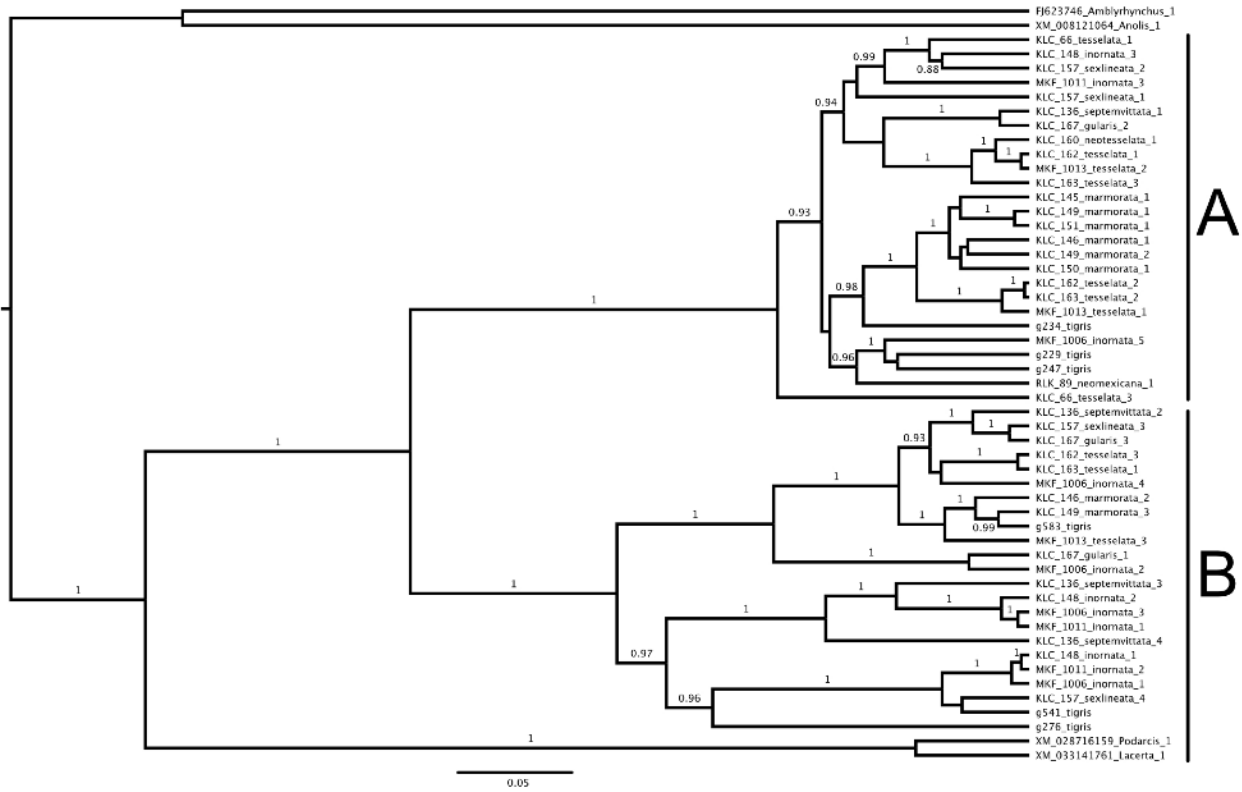


**Figure 2** Alignment of the beta chains found in the transcriptomes and genome of whiptail (*Aspidoscelis*). The exon structures were inferred from Augustus gene predictions and GMAP alignments.





**Figure 3** Phylogeny of the beta chain genes of MHC II in whiptails. The genes from the *Aspidoscelis tigris* genome are indicated with a “g.” There are two clades and every species and individual has genes from both, indicating that the gene copies originated before the diversification of *Aspidoscelis*.



## Appendix I

Specimen locality information for all samples used in this study. Rep=Reproduction mode; S=Season collected.

ID	Genus	Species	Rep	Sex	County	State	Year	Month	S
KLC002	<i>Aspidoscelis</i>	<i>inornatus</i>	sexual	NA	Presidio	TX	2016	6	Summer
KLC004	<i>Aspidoscelis</i>	<i>inornatus</i>	sexual	NA	Presidio	TX	2016	6	Summer
KLC005	<i>Aspidoscelis</i>	<i>inornatus</i>	sexual	NA	Presidio	TX	2016	6	Summer
KLC006	<i>Aspidoscelis</i>	<i>inornatus</i>	sexual	NA	Presidio	TX	2016	6	Summer
KLC007	<i>Aspidoscelis</i>	<i>tesselatus</i>	asexual	female	Presidio	TX	2016	6	Summer
KLC009	<i>Aspidoscelis</i>	<i>tesselatus</i>	asexual	female	Presidio	TX	2016	6	Summer

<b>KLC010</b>	<i>Aspidoscelis</i>	<i>tesselatus</i>	asexual	female	Presidio	TX	2016	6	Summer
<b>KLC011</b>	<i>Aspidoscelis</i>	<i>tesselatus</i>	asexual	female	Presidio	TX	2016	6	Summer
<b>KLC014</b>	<i>Aspidoscelis</i>	<i>tesselatus</i>	asexual	female	Presidio	TX	2016	6	Summer
<b>KLC015</b>	<i>Aspidoscelis</i>	<i>tesselatus</i>	asexual	female	Presidio	TX	2016	6	Summer
<b>KLC016</b>	<i>Aspidoscelis</i>	<i>marmoratus</i>	sexual	NA	Brewster	TX	2016	6	Summer
<b>KLC017</b>	<i>Aspidoscelis</i>	<i>inornatus</i>	sexual	NA	Brewster	TX	2016	6	Summer
<b>KLC018</b>	<i>Aspidoscelis</i>	<i>inornatus</i>	sexual	NA	Brewster	TX	2016	6	Summer
<b>KLC020</b>	<i>Aspidoscelis</i>	<i>inornatus</i>	sexual	NA	Brewster	TX	2016	6	Summer
<b>KLC021</b>	<i>Aspidoscelis</i>	<i>inornatus</i>	sexual	NA	Brewster	TX	2016	6	Summer
<b>KLC022</b>	<i>Aspidoscelis</i>	<i>inornatus</i>	sexual	NA	Brewster	TX	2016	6	Summer
<b>KLC023</b>	<i>Aspidoscelis</i>	<i>inornatus</i>	sexual	NA	Brewster	TX	2016	6	Summer
<b>KLC024</b>	<i>Aspidoscelis</i>	<i>inornatus</i>	sexual	NA	Brewster	TX	2016	6	Summer
<b>KLC025</b>	<i>Aspidoscelis</i>	<i>inornatus</i>	sexual	NA	Brewster	TX	2016	6	Summer
<b>KLC026</b>	<i>Aspidoscelis</i>	<i>inornatus</i>	sexual	NA	Brewster	TX	2016	6	Summer
<b>KLC027</b>	<i>Aspidoscelis</i>	<i>marmoratus</i>	sexual	NA	Brewster	TX	2016	6	Summer
<b>KLC029</b>	<i>Aspidoscelis</i>	<i>gularis</i>	sexual	male	Webb	TX	2017	4	Spring
<b>KLC031</b>	<i>Aspidoscelis</i>	<i>laredoensis</i>	asexual	female	Webb	TX	2017	4	Spring
<b>KLC032</b>	<i>Aspidoscelis</i>	<i>gularis</i>	sexual	female	Webb	TX	2017	4	Spring
<b>KLC033</b>	<i>Aspidoscelis</i>	<i>laredoensis</i>	asexual	female	Webb	TX	2017	4	Spring
<b>KLC034</b>	<i>Aspidoscelis</i>	<i>gularis</i>	sexual	male	Webb	TX	2017	4	Spring
<b>KLC035</b>	<i>Aspidoscelis</i>	<i>gularis</i>	sexual	male	Webb	TX	2017	4	Spring
<b>KLC036</b>	<i>Aspidoscelis</i>	<i>gularis</i>	sexual	female	Webb	TX	2017	4	Spring
<b>KLC037</b>	<i>Aspidoscelis</i>	<i>gularis</i>	sexual	male	Webb	TX	2017	4	Spring
<b>KLC038</b>	<i>Aspidoscelis</i>	<i>laredoensis</i>	asexual	female	Webb	TX	2017	4	Spring
<b>KLC039</b>	<i>Aspidoscelis</i>	<i>gularis</i>	sexual	male	Webb	TX	2017	4	Spring
<b>KLC040</b>	<i>Aspidoscelis</i>	<i>gularis</i>	sexual	female	Webb	TX	2017	4	Spring
<b>KLC041</b>	<i>Aspidoscelis</i>	<i>gularis</i>	sexual	female	JeffDavis	TX	2017	6	Summer
<b>KLC042</b>	<i>Aspidoscelis</i>	<i>exsanguis</i>	asexual	female	JeffDavis	TX	2017	6	Summer
<b>KLC043</b>	<i>Aspidoscelis</i>	<i>exsanguis</i>	asexual	female	JeffDavis	TX	2017	6	Summer
<b>KLC044</b>	<i>Aspidoscelis</i>	<i>exsanguis</i>	asexual	female	JeffDavis	TX	2017	6	Summer
<b>KLC046</b>	<i>Aspidoscelis</i>	<i>gularis</i>	sexual	male	JeffDavis	TX	2017	6	Summer
<b>KLC047</b>	<i>Aspidoscelis</i>	<i>exsanguis</i>	asexual	female	JeffDavis	TX	2017	6	Summer

<b>KLC048</b>	<i>Aspidoscelis</i>	<i>gularis</i>	sexual	NA	JeffDavis	TX	2017	6	Summer
<b>KLC049</b>	<i>Aspidoscelis</i>	<i>gularis</i>	sexual	male	JeffDavis	TX	2017	6	Summer
<b>KLC050</b>	<i>Aspidoscelis</i>	<i>gularis</i>	sexual	female	JeffDavis	TX	2017	6	Summer
<b>KLC051</b>	<i>Aspidoscelis</i>	<i>gularis</i>	sexual	male	JeffDavis	TX	2017	6	Summer
<b>KLC052</b>	<i>Aspidoscelis</i>	<i>inornatus</i>	sexual	NA	JeffDavis	TX	2017	6	Summer
<b>KLC053</b>	<i>Aspidoscelis</i>	<i>inornatus</i>	sexual	male	JeffDavis	TX	2017	6	Summer
<b>KLC054</b>	<i>Aspidoscelis</i>	<i>inornatus</i>	sexual	male	JeffDavis	TX	2017	6	Summer
<b>KLC055</b>	<i>Aspidoscelis</i>	<i>inornatus</i>	sexual	male	JeffDavis	TX	2017	6	Summer
<b>KLC056</b>	<i>Aspidoscelis</i>	<i>inornatus</i>	sexual	male	JeffDavis	TX	2017	6	Summer
<b>KLC057</b>	<i>Aspidoscelis</i>	<i>inornatus</i>	sexual	male	JeffDavis	TX	2017	6	Summer
<b>KLC060</b>	<i>Aspidoscelis</i>	<i>inornatus</i>	sexual	male	JeffDavis	TX	2017	6	Summer
<b>KLC061</b>	<i>Aspidoscelis</i>	<i>inornatus</i>	sexual	NA	JeffDavis	TX	2017	6	Summer
<b>KLC062</b>	<i>Aspidoscelis</i>	<i>inornatus</i>	sexual	male	JeffDavis	TX	2017	6	Summer
<b>KLC063</b>	<i>Aspidoscelis</i>	<i>inornatus</i>	sexual	female	JeffDavis	TX	2017	6	Summer
<b>KLC064</b>	<i>Aspidoscelis</i>	<i>exsanguis</i>	asexual	female	Presidio	TX	2017	6	Summer
<b>KLC065</b>	<i>Aspidoscelis</i>	<i>exsanguis</i>	asexual	female	Presidio	TX	2017	6	Summer
<b>KLC066</b>	<i>Aspidoscelis</i>	<i>tesselatus</i>	asexual	female	Presidio	TX	2017	6	Summer
<b>KLC067</b>	<i>Aspidoscelis</i>	<i>exsanguis</i>	asexual	female	Presidio	TX	2017	6	Summer
<b>KLC068</b>	<i>Aspidoscelis</i>	<i>exsanguis</i>	asexual	female	Presidio	TX	2017	6	Summer
<b>KLC069</b>	<i>Aspidoscelis</i>	<i>exsanguis</i>	asexual	female	Presidio	TX	2017	6	Summer
<b>KLC070</b>	<i>Aspidoscelis</i>	<i>exsanguis</i>	asexual	female	Presidio	TX	2017	6	Summer
<b>KLC071</b>	<i>Aspidoscelis</i>	<i>exsanguis</i>	asexual	female	Presidio	TX	2017	6	Summer
<b>KLC072</b>	<i>Aspidoscelis</i>	<i>exsanguis</i>	asexual	female	Presidio	TX	2017	6	Summer
<b>KLC073</b>	<i>Aspidoscelis</i>	<i>exsanguis</i>	asexual	female	Presidio	TX	2017	6	Summer
<b>KLC074</b>	<i>Aspidoscelis</i>	<i>inornatus</i>	sexual	female	Presidio	TX	2017	6	Summer
<b>KLC075</b>	<i>Aspidoscelis</i>	<i>exsanguis</i>	asexual	female	Presidio	TX	2017	6	Summer
<b>KLC076</b>	<i>Aspidoscelis</i>	<i>inornatus</i>	sexual	male	Presidio	TX	2017	6	Summer
<b>KLC077</b>	<i>Aspidoscelis</i>	<i>inornatus</i>	sexual	NA	Presidio	TX	2017	6	Summer
<b>KLC080</b>	<i>Aspidoscelis</i>	<i>septemvitta</i>	sexual	NA	Brewster	TX	2017	6	Summer
<b>KLC081</b>	<i>Aspidoscelis</i>	<i>septemvitta</i>	sexual	female	Brewster	TX	2017	6	Summer
<b>KLC082</b>	<i>Aspidoscelis</i>	<i>septemvitta</i>	sexual	male	Brewster	TX	2017	6	Summer
<b>KLC083</b>	<i>Aspidoscelis</i>	<i>septemvitta</i>	sexual	male	Brewster	TX	2017	6	Summer

<b>KLC084</b>	<i>Aspidoscelis</i>	<i>septemvitta</i>	sexual	male	Brewster	TX	2017	6	Summer
<b>KLC085</b>	<i>Aspidoscelis</i>	<i>septemvitta</i>	sexual	male	Brewster	TX	2017	6	Summer
<b>KLC086</b>	<i>Aspidoscelis</i>	<i>septemvitta</i>	sexual	male	Brewster	TX	2017	6	Summer
<b>KLC087</b>	<i>Aspidoscelis</i>	<i>septemvitta</i>	sexual	male	Brewster	TX	2017	6	Summer
<b>KLC088</b>	<i>Aspidoscelis</i>	<i>septemvitta</i>	sexual	female	Brewster	TX	2017	6	Summer
<b>KLC089</b>	<i>Aspidoscelis</i>	<i>septemvitta</i>	sexual	male	Brewster	TX	2017	6	Summer
<b>KLC090</b>	<i>Aspidoscelis</i>	<i>septemvitta</i>	sexual	male	Brewster	TX	2017	6	Summer
<b>KLC091</b>	<i>Aspidoscelis</i>	<i>septemvitta</i>	sexual	NA	Brewster	TX	2017	6	Summer
<b>KLC092</b>	<i>Aspidoscelis</i>	<i>septemvitta</i>	sexual	NA	Brewster	TX	2017	6	Summer
<b>KLC093</b>	<i>Aspidoscelis</i>	<i>septemvitta</i>	sexual	NA	Brewster	TX	2017	6	Summer
<b>KLC094</b>	<i>Aspidoscelis</i>	<i>septemvitta</i>	sexual	female	Brewster	TX	2018	5	Spring
<b>KLC095</b>	<i>Aspidoscelis</i>	<i>inornatus</i>	sexual	NA	Brewster	TX	2018	5	Spring
<b>KLC096</b>	<i>Aspidoscelis</i>	<i>inornatus</i>	sexual	NA	Brewster	TX	2018	5	Spring
<b>KLC097</b>	<i>Aspidoscelis</i>	<i>marmoratus</i>	sexual	NA	Brewster	TX	2018	5	Spring
<b>KLC098</b>	<i>Aspidoscelis</i>	<i>septemvitta</i>	sexual	male	Brewster	TX	2018	5	Spring
<b>KLC099</b>	<i>Aspidoscelis</i>	<i>marmoratus</i>	sexual	male	Brewster	TX	2018	5	Spring
<b>KLC100</b>	<i>Aspidoscelis</i>	<i>marmoratus</i>	sexual	NA	Brewster	TX	2018	5	Spring
<b>KLC101</b>	<i>Aspidoscelis</i>	<i>marmoratus</i>	sexual	NA	Brewster	TX	2018	5	Spring
<b>KLC102</b>	<i>Aspidoscelis</i>	<i>marmoratus</i>	sexual	NA	Brewster	TX	2018	5	Spring
<b>KLC103</b>	<i>Aspidoscelis</i>	<i>marmoratus</i>	sexual	NA	Brewster	TX	2018	5	Spring
<b>KLC104</b>	<i>Aspidoscelis</i>	<i>marmoratus</i>	sexual	male	Brewster	TX	2018	5	Spring
<b>KLC105</b>	<i>Aspidoscelis</i>	<i>marmoratus</i>	sexual	male	Brewster	TX	2018	5	Spring
<b>KLC106</b>	<i>Aspidoscelis</i>	<i>marmoratus</i>	sexual	NA	Brewster	TX	2018	5	Spring
<b>KLC107</b>	<i>Aspidoscelis</i>	<i>marmoratus</i>	sexual	NA	Brewster	TX	2018	5	Spring
<b>KLC108</b>	<i>Aspidoscelis</i>	<i>marmoratus</i>	sexual	NA	Brewster	TX	2018	5	Spring
<b>KLC109</b>	<i>Aspidoscelis</i>	<i>marmoratus</i>	sexual	NA	Brewster	TX	2018	5	Spring
<b>KLC112</b>	<i>Aspidoscelis</i>	<i>marmoratus</i>	sexual	NA	Brewster	TX	2018	5	Spring
<b>KLC116</b>	<i>Aspidoscelis</i>	<i>marmoratus</i>	sexual	male	Brewster	TX	2018	5	Spring
<b>KLC117</b>	<i>Aspidoscelis</i>	<i>marmoratus</i>	sexual	NA	Brewster	TX	2018	5	Spring
<b>KLC118</b>	<i>Aspidoscelis</i>	<i>septemvitta</i>	sexual	male	Brewster	TX	2018	5	Spring
<b>KLC119</b>	<i>Aspidoscelis</i>	<i>septemvitta</i>	sexual	male	Brewster	TX	2018	5	Spring
<b>KLC120</b>	<i>Aspidoscelis</i>	<i>septemvitta</i>	sexual	NA	Brewster	TX	2018	5	Spring

<b>KLC121</b>	<i>Aspidoscelis</i>	<i>marmoratus</i>	sexual	female	Brewster	TX	2018	5	Spring
<b>KLC122</b>	<i>Aspidoscelis</i>	<i>septemvitta</i>	sexual	NA	Brewster	TX	2018	5	Spring
<b>KLC123</b>	<i>Aspidoscelis</i>	<i>septemvitta</i>	sexual	female	Brewster	TX	2018	5	Spring
<b>KLC124</b>	<i>Aspidoscelis</i>	<i>septemvitta</i>	sexual	female	Brewster	TX	2018	5	Spring
<b>KLC125</b>	<i>Aspidoscelis</i>	<i>septemvitta</i>	sexual	NA	Brewster	TX	2018	5	Spring
<b>KLC126</b>	<i>Aspidoscelis</i>	<i>inornatus</i>	sexual	NA	Brewster	TX	2018	5	Spring
<b>KLC127</b>	<i>Aspidoscelis</i>	<i>inornatus</i>	sexual	male	Brewster	TX	2018	5	Spring
<b>KLC129</b>	<i>Aspidoscelis</i>	<i>septemvitta</i>	sexual	male	Brewster	TX	2018	5	Spring
<b>KLC130</b>	<i>Aspidoscelis</i>	<i>septemvitta</i>	sexual	male	Brewster	TX	2018	5	Spring
<b>KLC133</b>	<i>Aspidoscelis</i>	<i>marmoratus</i>	sexual	female	Brewster	TX	2018	5	Spring
<b>KLC134</b>	<i>Aspidoscelis</i>	<i>inornatus</i>	sexual	male	Brewster	TX	2018	5	Spring
<b>KLC135</b>	<i>Aspidoscelis</i>	<i>septemvitta</i>	sexual	male	Brewster	TX	2018	5	Spring
<b>KLC136</b>	<i>Aspidoscelis</i>	<i>septemvitta</i>	sexual	male	Brewster	TX	2018	5	Spring
<b>KLC137</b>	<i>Aspidoscelis</i>	<i>marmoratus</i>	sexual	male	Brewster	TX	2018	5	Spring
<b>KLC138</b>	<i>Aspidoscelis</i>	<i>marmoratus</i>	sexual	male	Brewster	TX	2018	5	Spring
<b>KLC139</b>	<i>Aspidoscelis</i>	<i>marmoratus</i>	sexual	male	Brewster	TX	2018	5	Spring
<b>KLC140</b>	<i>Aspidoscelis</i>	<i>marmoratus</i>	sexual	male	Brewster	TX	2018	5	Spring
<b>KLC141</b>	<i>Aspidoscelis</i>	<i>inornatus</i>	sexual	male	Brewster	TX	2018	5	Spring
<b>KLC142</b>	<i>Aspidoscelis</i>	<i>marmoratus</i>	sexual	male	Brewster	TX	2018	5	Spring
<b>KLC143</b>	<i>Aspidoscelis</i>	<i>septemvitta</i>	sexual	male	Brewster	TX	2018	5	Spring
<b>KLC145</b>	<i>Aspidoscelis</i>	<i>marmoratus</i>	sexual	male	Brewster	TX	2018	5	Spring
<b>KLC146</b>	<i>Aspidoscelis</i>	<i>marmoratus</i>	sexual	male	Brewster	TX	2018	5	Spring
<b>KLC147</b>	<i>Aspidoscelis</i>	<i>septemvitta</i>	sexual	male	Brewster	TX	2018	5	Spring
<b>KLC148</b>	<i>Aspidoscelis</i>	<i>inornatus</i>	sexual	male	Brewster	TX	2018	5	Spring
<b>KLC149</b>	<i>Aspidoscelis</i>	<i>marmoratus</i>	sexual	female	Brewster	TX	2018	5	Spring
<b>KLC151</b>	<i>Aspidoscelis</i>	<i>marmoratus</i>	sexual	male	Brewster	TX	2018	5	Spring
<b>KLC166</b>	<i>Aspidoscelis</i>	<i>gularis</i>	sexual	male	Brewster	TX	2019	5	Spring
<b>KLC167</b>	<i>Aspidoscelis</i>	<i>gularis</i>	sexual	male	Brewster	TX	2019	5	Spring
<b>KLC170</b>	<i>Aspidoscelis</i>	<i>neotesselata</i>	asexual	female	Otero	CO	2019	6	Summer
<b>KLC172</b>	<i>Aspidoscelis</i>	<i>sonorae</i>	asexual	female	Orange	CA	2019	9	Autumn
<b>KLC173</b>	<i>Aspidoscelis</i>	<i>sonorae</i>	asexual	female	Orange	CA	2019	9	Autumn
<b>KLC174</b>	<i>Aspidoscelis</i>	<i>sonorae</i>	asexual	female	Orange	CA	2019	9	Autumn

<b>KLC175</b>	<i>Aspidoscelis</i>	<i>sonorae</i>	asexual	female	Orange	CA	2019	9	Autumn
<b>KLC176</b>	<i>Aspidoscelis</i>	<i>sonorae</i>	asexual	female	Orange	CA	2019	9	Autumn
<b>KLC177</b>	<i>Aspidoscelis</i>	<i>sonorae</i>	asexual	female	Orange	CA	2019	9	Autumn
<b>KLC178</b>	<i>Aspidoscelis</i>	<i>sonorae</i>	asexual	female	Orange	CA	2019	9	Autumn
<b>KLC179</b>	<i>Aspidoscelis</i>	<i>sonorae</i>	asexual	female	Orange	CA	2019	9	Autumn
<b>KLC180</b>	<i>Aspidoscelis</i>	<i>sonorae</i>	asexual	female	Orange	CA	2019	9	Autumn
<b>KLC181</b>	<i>Aspidoscelis</i>	<i>sonorae</i>	asexual	female	Orange	CA	2019	9	Autumn
<b>KLC182</b>	<i>Aspidoscelis</i>	<i>sonorae</i>	asexual	female	Orange	CA	2019	9	Autumn
<b>KLC183</b>	<i>Aspidoscelis</i>	<i>sonorae</i>	asexual	female	Orange	CA	2019	9	Autumn
<b>KLC185</b>	<i>Aspidoscelis</i>	<i>sonorae</i>	asexual	female	Orange	CA	2019	9	Autumn
<b>KLC186</b>	<i>Aspidoscelis</i>	<i>sonorae</i>	asexual	female	Orange	CA	2019	9	Autumn
<b>KLC187</b>	<i>Aspidoscelis</i>	<i>sonorae</i>	asexual	female	Orange	CA	2019	9	Autumn
<b>KLC190</b>	<i>Aspidoscelis</i>	<i>sonorae</i>	asexual	female	Orange	CA	2019	9	Autumn
<b>KLC191</b>	<i>Aspidoscelis</i>	<i>sonorae</i>	asexual	female	Orange	CA	2019	9	Autumn
<b>KLC192</b>	<i>Aspidoscelis</i>	<i>sonorae</i>	asexual	female	Orange	CA	2019	9	Autumn
<b>KLC193</b>	<i>Aspidoscelis</i>	<i>sonorae</i>	asexual	female	Orange	CA	2019	9	Autumn
<b>KLC194</b>	<i>Aspidoscelis</i>	<i>sonorae</i>	asexual	female	Orange	CA	2019	9	Autumn
<b>KLC195</b>	<i>Aspidoscelis</i>	<i>sonorae</i>	asexual	female	Orange	CA	2019	9	Autumn
<b>RLK072</b>	<i>Aspidoscelis</i>	<i>marmoratus</i>	sexual	NA	Otero	NM	2018	6	Summer
<b>RLK079</b>	<i>Aspidoscelis</i>	<i>uniparens</i>	asexual	female	Socorro	NM	2018	6	Summer
<b>RLK080</b>	<i>Aspidoscelis</i>	<i>exsanguis</i>	asexual	female	Socorro	NM	2018	6	Summer
<b>RLK081</b>	<i>Aspidoscelis</i>	<i>exsanguis</i>	asexual	female	Socorro	NM	2018	6	Summer
<b>RLK083</b>	<i>Aspidoscelis</i>	<i>uniparens</i>	asexual	female	Socorro	NM	2018	6	Summer
<b>RLK084</b>	<i>Aspidoscelis</i>	<i>exsanguis</i>	asexual	female	Socorro	NM	2018	6	Summer
<b>RLK085</b>	<i>Aspidoscelis</i>	<i>neomexican</i>	asexual	female	Socorro	NM	2018	6	Summer
<b>RLK086</b>	<i>Aspidoscelis</i>	<i>neomexican</i>	asexual	female	Socorro	NM	2018	6	Summer
<b>RLK087</b>	<i>Aspidoscelis</i>	<i>neomexican</i>	asexual	female	Socorro	NM	2018	6	Summer
<b>RLK089</b>	<i>Aspidoscelis</i>	<i>neomexican</i>	asexual	female	Socorro	NM	2018	6	Summer
<b>RLK090</b>	<i>Aspidoscelis</i>	<i>neomexican</i>	asexual	female	Socorro	NM	2018	6	Summer
<b>RLK097</b>	<i>Aspidoscelis</i>	<i>neomexican</i>	asexual	female	Socorro	NM	2018	6	Summer
<b>RLK099</b>	<i>Aspidoscelis</i>	<i>neomexican</i>	asexual	female	Socorro	NM	2018	6	Summer
<b>RLK100</b>	<i>Aspidoscelis</i>	<i>neomexican</i>	asexual	female	Socorro	NM	2018	6	Summer

<b>RLK102</b>	<i>Aspidoscelis</i>	<i>neomexicana</i>	asexual	female	Socorro	NM	2018	6	Summer
<b>SampleID</b>	<b>Biome</b>			<b>Elevation (ft)</b>	<b>Latitude</b>	<b>Longitude</b>			
<b>KLC002</b>	Warm North American Deserts			4529	29.5570	-103.7939			
<b>KLC004</b>	Warm North American Deserts			4529	29.5570	-103.7939			
<b>KLC005</b>	Warm North American Deserts			4529	29.5570	-103.7939			
<b>KLC006</b>	Warm North American Deserts			4529	29.5570	-103.7939			
<b>KLC007</b>	Warm North American Deserts			4111	29.5570	-103.7939			
<b>KLC009</b>	Warm North American Deserts			4111	29.5570	-103.7939			
<b>KLC010</b>	Warm North American Deserts			4111	29.5570	-103.7939			
<b>KLC011</b>	Warm North American Deserts			4111	29.5570	-103.7939			
<b>KLC014</b>	Warm North American Deserts			4111	29.5570	-103.7939			
<b>KLC015</b>	Warm North American Deserts			4111	29.5570	-103.7939			
<b>KLC016</b>	Warm North American Deserts			1841	29.4496	-102.8237			
<b>KLC017</b>	Warm North American Deserts			1841	29.4496	-102.8237			
<b>KLC018</b>	Warm North American Deserts			1841	29.4496	-102.8237			
<b>KLC020</b>	Warm North American Deserts			1841	29.4496	-102.8237			
<b>KLC021</b>	Warm North American Deserts			1841	29.4496	-102.8237			
<b>KLC022</b>	Warm North American Deserts			1841	29.4496	-102.8237			
<b>KLC023</b>	Warm North American Deserts			1841	29.4496	-102.8237			
<b>KLC024</b>	Warm North American Deserts			1841	29.4496	-102.8237			
<b>KLC025</b>	Warm North American Deserts			1841	29.4496	-102.8237			
<b>KLC026</b>	Warm North American Deserts			1841	29.4496	-102.8237			
<b>KLC027</b>	Warm North American Deserts			1841	29.4496	-102.8237			
<b>KLC029</b>	Tamaulipas - Texas Semiarid Plains			592	27.9145	-99.8463			
<b>KLC031</b>	Tamaulipas - Texas Semiarid Plains			592	27.9145	-99.8463			
<b>KLC032</b>	Tamaulipas - Texas Semiarid Plains			592	27.9145	-99.8463			
<b>KLC033</b>	Tamaulipas - Texas Semiarid Plains			592	27.9145	-99.8463			
<b>KLC034</b>	Tamaulipas - Texas Semiarid Plains			592	27.9145	-99.8463			
<b>KLC035</b>	Tamaulipas - Texas Semiarid Plains			592	27.9145	-99.8463			
<b>KLC036</b>	Tamaulipas - Texas Semiarid Plains			592	27.9145	-99.8463			
<b>KLC037</b>	Tamaulipas - Texas Semiarid Plains			592	27.9145	-99.8463			
<b>KLC038</b>	Tamaulipas - Texas Semiarid Plains			592	27.9145	-99.8463			

<b>KLC039</b>	Tamaulipas - Texas Semiarid Plains	592	27.9145	-99.8463
<b>KLC040</b>	Tamaulipas - Texas Semiarid Plains	592	27.9145	-99.8463
<b>KLC041</b>	Warm North American Deserts	4932	30.5405	-103.8373
<b>KLC042</b>	Warm North American Deserts	4932	30.5405	-103.8373
<b>KLC043</b>	Warm North American Deserts	4932	30.5405	-103.8373
<b>KLC044</b>	Warm North American Deserts	4932	30.5405	-103.8373
<b>KLC046</b>	Warm North American Deserts	4932	30.5405	-103.8373
<b>KLC047</b>	Warm North American Deserts	4932	30.5405	-103.8373
<b>KLC048</b>	Warm North American Deserts	4932	30.5405	-103.8373
<b>KLC049</b>	Warm North American Deserts	4932	30.5405	-103.8373
<b>KLC050</b>	Warm North American Deserts	4932	30.5405	-103.8373
<b>KLC051</b>	Warm North American Deserts	4932	30.5405	-103.8373
<b>KLC052</b>	Warm North American Deserts	4400	30.5857	-104.6273
<b>KLC053</b>	Warm North American Deserts	4400	30.5857	-104.6273
<b>KLC054</b>	Warm North American Deserts	4400	30.5857	-104.6273
<b>KLC055</b>	Warm North American Deserts	4400	30.5857	-104.6273
<b>KLC056</b>	Warm North American Deserts	4400	30.5857	-104.6273
<b>KLC057</b>	Warm North American Deserts	4400	30.5857	-104.6273
<b>KLC060</b>	Warm North American Deserts	4400	30.5857	-104.6273
<b>KLC061</b>	Warm North American Deserts	4400	30.5857	-104.6273
<b>KLC062</b>	Warm North American Deserts	4400	30.5857	-104.6273
<b>KLC063</b>	Warm North American Deserts	4400	30.5857	-104.6273
<b>KLC064</b>	Warm North American Deserts	5000	30.5494	-104.6617
<b>KLC065</b>	Warm North American Deserts	5000	30.5494	-104.6617
<b>KLC066</b>	Warm North American Deserts	5000	30.5494	-104.6617
<b>KLC067</b>	Warm North American Deserts	5000	30.5494	-104.6617
<b>KLC068</b>	Warm North American Deserts	5000	30.5494	-104.6617
<b>KLC069</b>	Warm North American Deserts	5000	30.5494	-104.6617
<b>KLC070</b>	Warm North American Deserts	5000	30.5494	-104.6617
<b>KLC071</b>	Warm North American Deserts	5000	30.5494	-104.6617
<b>KLC072</b>	Warm North American Deserts	5000	30.5494	-104.6617
<b>KLC073</b>	Warm North American Deserts	5000	30.5494	-104.6617



<b>KLC074</b>	Warm North American Deserts	5000	30.5494	-104.6617
<b>KLC075</b>	Warm North American Deserts	4400	30.5857	-104.6617
<b>KLC076</b>	Warm North American Deserts	4400	30.5857	-104.6617
<b>KLC077</b>	Warm North American Deserts	4400	30.5857	-104.6617
<b>KLC080</b>	Warm North American Deserts	4017	29.4634	-100.8663
<b>KLC081</b>	Warm North American Deserts	4017	29.4634	-100.8663
<b>KLC082</b>	Warm North American Deserts	4017	29.4634	-100.8663
<b>KLC083</b>	Warm North American Deserts	4017	29.4634	-100.8663
<b>KLC084</b>	Warm North American Deserts	4017	29.4634	-100.8663
<b>KLC085</b>	Warm North American Deserts	4017	29.4634	-100.8663
<b>KLC086</b>	Warm North American Deserts	4017	29.4634	-100.8663
<b>KLC087</b>	Warm North American Deserts	4017	29.4634	-100.8663
<b>KLC088</b>	Warm North American Deserts	4017	29.4634	-100.8663
<b>KLC089</b>	Warm North American Deserts	4017	29.4634	-100.8663
<b>KLC090</b>	Warm North American Deserts	4017	29.4634	-100.8663
<b>KLC091</b>	Warm North American Deserts	4017	29.4634	-100.8663
<b>KLC092</b>	Warm North American Deserts	4017	29.4634	-100.8663
<b>KLC093</b>	Warm North American Deserts	4017	29.4634	-100.8663
<b>KLC094</b>	Warm North American Deserts	3800	29.4561	-103.4125
<b>KLC095</b>	Warm North American Deserts	3800	29.4561	-103.4125
<b>KLC096</b>	Warm North American Deserts	3800	29.4561	-103.4125
<b>KLC097</b>	Warm North American Deserts	3367	29.4368	-103.5060
<b>KLC098</b>	Warm North American Deserts	3367	29.4368	-103.5060
<b>KLC099</b>	Warm North American Deserts	3367	29.4368	-103.5060
<b>KLC100</b>	Warm North American Deserts	3367	29.4368	-103.5060
<b>KLC101</b>	Warm North American Deserts	3367	29.4368	-103.5060
<b>KLC102</b>	Warm North American Deserts	3367	29.4368	-103.5060
<b>KLC103</b>	Warm North American Deserts	3367	29.4368	-103.5060
<b>KLC104</b>	Warm North American Deserts	3367	29.4368	-103.5060
<b>KLC105</b>	Warm North American Deserts	3367	29.4368	-103.5060
<b>KLC106</b>	Warm North American Deserts	3367	29.4368	-103.5060
<b>KLC107</b>	Warm North American Deserts	3367	29.4368	-103.5060

<b>KLC108</b>	Warm North American Deserts	3367	29.4368	-103.5060
<b>KLC109</b>	Warm North American Deserts	3367	29.4368	-103.5060
<b>KLC112</b>	Warm North American Deserts	3367	29.4368	-103.5060
<b>KLC116</b>	Warm North American Deserts	3367	29.4368	-103.5060
<b>KLC117</b>	Warm North American Deserts	3367	29.4368	-103.5060
<b>KLC118</b>	Warm North American Deserts	3840	29.4558	-103.4125
<b>KLC119</b>	Warm North American Deserts	3840	29.4558	-103.4125
<b>KLC120</b>	Warm North American Deserts	3840	29.4558	-103.4125
<b>KLC121</b>	Warm North American Deserts	3840	29.4558	-103.4125
<b>KLC122</b>	Warm North American Deserts	3840	29.4558	-103.4125
<b>KLC123</b>	Warm North American Deserts	3840	29.4558	-103.4125
<b>KLC124</b>	Warm North American Deserts	3840	29.4558	-103.4125
<b>KLC125</b>	Warm North American Deserts	3840	29.4558	-103.4125
<b>KLC126</b>	Warm North American Deserts	3840	29.4558	-103.4125
<b>KLC127</b>	Warm North American Deserts	3840	29.4558	-103.4125
<b>KLC129</b>	Warm North American Deserts	3840	29.4558	-103.4125
<b>KLC130</b>	Warm North American Deserts	3840	29.4558	-103.4125
<b>KLC133</b>	Warm North American Deserts	3840	29.4558	-103.4125
<b>KLC134</b>	Warm North American Deserts	3840	29.4558	-103.4125
<b>KLC135</b>	Warm North American Deserts	3840	29.4558	-103.4125
<b>KLC136</b>	Warm North American Deserts	3500	29.4544	-103.4927
<b>KLC137</b>	Warm North American Deserts	3500	29.4544	-103.4927
<b>KLC138</b>	Warm North American Deserts	3500	29.4544	-103.4927
<b>KLC139</b>	Warm North American Deserts	3500	29.4544	-103.4927
<b>KLC140</b>	Warm North American Deserts	3500	29.4544	-103.4927
<b>KLC141</b>	Warm North American Deserts	3500	29.4544	-103.4927
<b>KLC142</b>	Warm North American Deserts	3500	29.4544	-103.4927
<b>KLC143</b>	Warm North American Deserts	3500	29.4544	-103.4927
<b>KLC145</b>	Warm North American Deserts	3500	29.4544	-103.4927
<b>KLC146</b>	Warm North American Deserts	3690	29.4558	-103.4839
<b>KLC147</b>	Warm North American Deserts	3690	29.4558	-103.4839
<b>KLC148</b>	Warm North American Deserts	3690	29.4558	-103.4839

<b>KLC149</b>	Warm North American Deserts	3690	29.4558	-103.4839
<b>KLC151</b>	Warm North American Deserts	3690	29.4558	-103.4839
<b>KLC166</b>	Warm North American Deserts	4380	30.3232	-103.1369
<b>KLC167</b>	Warm North American Deserts	4380	30.3232	-103.1369
<b>KLC170</b>	South Central Semiarid Prairies	4576	37.6597	-103.5703
<b>KLC172</b>	Mediterranean California	233	33.6614317	-117.7444432
<b>KLC173</b>	Mediterranean California	233	33.6614317	-117.7444432
<b>KLC174</b>	Mediterranean California	233	33.6614317	-117.7444432
<b>KLC175</b>	Mediterranean California	233	33.6614317	-117.7444432
<b>KLC176</b>	Mediterranean California	233	33.6614317	-117.7444432
<b>KLC177</b>	Mediterranean California	233	33.6614317	-117.7444432
<b>KLC178</b>	Mediterranean California	233	33.6614317	-117.7444432
<b>KLC179</b>	Mediterranean California	233	33.6614317	-117.7444432
<b>KLC180</b>	Mediterranean California	233	33.6614317	-117.7444432
<b>KLC181</b>	Mediterranean California	233	33.6614317	-117.7444432
<b>KLC182</b>	Mediterranean California	239	33.7216587	-117.7549618
<b>KLC183</b>	Mediterranean California	239	33.7216587	-117.7549618
<b>KLC185</b>	Mediterranean California	263	33.7249813	-117.7523282
<b>KLC186</b>	Mediterranean California	32	33.6840365	-117.8303131
<b>KLC187</b>	Mediterranean California	32	33.6840365	-117.8303131
<b>KLC190</b>	Mediterranean California	32	33.6840365	-117.8303131
<b>KLC191</b>	Mediterranean California	32	33.6840365	-117.8303131
<b>KLC192</b>	Mediterranean California	32	33.6840365	-117.8303131
<b>KLC193</b>	Mediterranean California	32	33.6840365	-117.8303131
<b>KLC194</b>	Mediterranean California	32	33.6840365	-117.8303131
<b>KLC195</b>	Mediterranean California	133	33.6597916	-117.7804713
<b>RLK072</b>	Warm North American Deserts	4790	33.34387	-106.03830
<b>RLK079</b>	Warm North American Deserts	4640	34.15864	-106.88740
<b>RLK080</b>	Warm North American Deserts	4640	34.15864	-106.88740
<b>RLK081</b>	Warm North American Deserts	4640	34.15864	-106.88740
<b>RLK083</b>	Warm North American Deserts	4640	34.15864	-106.88740
<b>RLK084</b>	Warm North American Deserts	4640	34.15864	-106.88740

<b>RLK085</b>	Warm North American Deserts	4640	34.15864	-106.88740
<b>RLK086</b>	Warm North American Deserts	4640	34.15864	-106.88740
<b>RLK087</b>	Warm North American Deserts	4640	34.15864	-106.88740
<b>RLK089</b>	Warm North American Deserts	4640	34.15864	-106.88740
<b>RLK090</b>	Warm North American Deserts	4640	34.15864	-106.88740
<b>RLK097</b>	Warm North American Deserts	4640	34.15864	-106.88740
<b>RLK099</b>	Warm North American Deserts	4640	34.15864	-106.88740
<b>RLK100</b>	Warm North American Deserts	4640	34.15864	-106.88740
<b>RLK102</b>	Warm North American Deserts	4620	34.12129	-106.89120

## Appendix II

Mean relative abundances (Phylum) per Amplicon Sequence Variant (ASV).  
Rep=Reproduction mode; SD=Standard Deviation; SE=Standard Error.

<b>OTU</b>	<b>Biome</b>	<b>Reprod</b>	<b>Phylum</b>	<b>Mean</b>	<b>N</b>	<b>SD</b>	<b>SE</b>
<b>ASV_7</b>	Mediterranean California	asexual	Firmicutes	55.4135	21	27.0555	5.9040
<b>ASV_1</b>	Mediterranean California	asexual	Actinobacteriota	24.0043	21	21.5176	4.6955
<b>ASV_18</b>	Mediterranean California	asexual	Proteobacteria	14.4752	21	25.5273	5.5705
<b>ASV_32</b>	Mediterranean California	asexual	Bacteroidota	4.3577	21	3.1181	0.6804
<b>ASV_3</b>	Mediterranean California	asexual	Campylobacterota	0.8568	21	1.0479	0.2287
<b>ASV_98</b>	Mediterranean California	asexual	Desulfobacterota	0.5749	21	0.7137	0.1557
<b>ASV_729</b>	Mediterranean California	asexual	Gemmatimonadota	0.1696	21	0.5377	0.1173
<b>ASV_624</b>	Mediterranean California	asexual	Acidobacteriota	0.0499	21	0.1567	0.0342
<b>ASV_255</b>	Mediterranean California	asexual	Fusobacteriota	0.0270	21	0.0534	0.0116
<b>ASV_439</b>	Mediterranean California	asexual	Myxococcota	0.0250	21	0.0734	0.0160
<b>ASV_272</b>	Mediterranean California	asexual	Bdellovibrionota	0.0174	21	0.0578	0.0126
<b>ASV_314</b>	Mediterranean California	asexual	Chloroflexi	0.0119	21	0.0362	0.0079
<b>ASV_213</b>	Mediterranean California	asexual	Nitrospirota	0.0088	21	0.0279	0.0061
<b>ASV_434</b>	Mediterranean California	asexual	Verrucomicrobiota	0.0045	21	0.0122	0.0027
<b>ASV_586</b>	Mediterranean California	asexual	Patescibacteria	0.0022	21	0.0071	0.0015
<b>ASV_621</b>	Mediterranean California	asexual	Cyanobacteria	0.0012	21	0.0040	0.0009

<b>ASV_236</b>	Mediterranean California	asexual	Abditibacteriota	0.0000	21	0.0000	0.0000
<b>ASV_423</b>	Mediterranean California	asexual	Fibrobacterota	0.0000	21	0.0000	0.0000
<b>ASV_525</b>	Mediterranean California	asexual	Planctomycetota	0.0000	21	0.0000	0.0000
<b>ASV_708</b>	Mediterranean California	asexual	Synergistota	0.0000	21	0.0000	0.0000
<b>ASV_848</b>	Mediterranean California	asexual	Enttheonellaeota	0.0000	21	0.0000	0.0000
<b>ASV_856</b>	Mediterranean California	asexual	Elusimicrobiota	0.0000	21	0.0000	0.0000
<b>ASV_981</b>	Mediterranean California	asexual	Deinococcota	0.0000	21	0.0000	0.0000
<b>ASV_1</b>	South Central Semiarid Prairie	asexual	Actinobacteriota	76.0492	1	NA	NA
<b>ASV_7</b>	South Central Semiarid Prairie	asexual	Firmicutes	18.9018	1	NA	NA
<b>ASV_18</b>	South Central Semiarid Prairie	asexual	Proteobacteria	2.6821	1	NA	NA
<b>ASV_3</b>	South Central Semiarid Prairie	asexual	Campylobacterota	1.1045	1	NA	NA
<b>ASV_32</b>	South Central Semiarid Prairie	asexual	Bacteroidota	0.9377	1	NA	NA
<b>ASV_439</b>	South Central Semiarid Prairie	asexual	Myxococcota	0.1949	1	NA	NA
<b>ASV_729</b>	South Central Semiarid Prairie	asexual	Gemmatimonadota	0.0950	1	NA	NA
<b>ASV_624</b>	South Central Semiarid Prairie	asexual	Acidobacteriota	0.0310	1	NA	NA
<b>ASV_856</b>	South Central Semiarid Prairie	asexual	Elusimicrobiota	0.0039	1	NA	NA
<b>ASV_213</b>	South Central Semiarid Prairie	asexual	Nitrospirota	0.0000	1	NA	NA
<b>ASV_236</b>	South Central Semiarid Prairie	asexual	Abditibacteriota	0.0000	1	NA	NA
<b>ASV_255</b>	South Central Semiarid Prairie	asexual	Fusobacteriota	0.0000	1	NA	NA
<b>ASV_272</b>	South Central Semiarid Prairie	asexual	Bdellovibrionota	0.0000	1	NA	NA
<b>ASV_314</b>	South Central Semiarid Prairie	asexual	Chloroflexi	0.0000	1	NA	NA
<b>ASV_423</b>	South Central Semiarid Prairie	asexual	Fibrobacterota	0.0000	1	NA	NA
<b>ASV_434</b>	South Central Semiarid Prairie	asexual	Verrucomicrobiota	0.0000	1	NA	NA
<b>ASV_525</b>	South Central Semiarid Prairie	asexual	Planctomycetota	0.0000	1	NA	NA
<b>ASV_586</b>	South Central Semiarid Prairie	asexual	Patescibacteria	0.0000	1	NA	NA
<b>ASV_621</b>	South Central Semiarid Prairie	asexual	Cyanobacteria	0.0000	1	NA	NA
<b>ASV_708</b>	South Central Semiarid Prairie	asexual	Synergistota	0.0000	1	NA	NA
<b>ASV_848</b>	South Central Semiarid Prairie	asexual	Enttheonellaeota	0.0000	1	NA	NA
<b>ASV_98</b>	South Central Semiarid Prairie	asexual	Desulfobacterota	0.0000	1	NA	NA
<b>ASV_981</b>	South Central Semiarid Prairie	asexual	Deinococcota	0.0000	1	NA	NA
<b>ASV_1</b>	Tamaulipas - Texas Semiarid	asexual	Actinobacteriota	95.9114	3	1.3451	0.7766
<b>ASV_7</b>	Tamaulipas - Texas Semiarid	asexual	Firmicutes	2.0993	3	2.2810	1.3169

<b>ASV_18</b>	Tamaulipas - Texas Semiarid	asexual	Proteobacteria	1.5890	3	1.2092	0.6981
<b>ASV_32</b>	Tamaulipas - Texas Semiarid	asexual	Bacteroidota	0.1426	3	0.1325	0.0765
<b>ASV_729</b>	Tamaulipas - Texas Semiarid	asexual	Gemmatimonadota	0.0698	3	0.1210	0.0698
<b>ASV_624</b>	Tamaulipas - Texas Semiarid	asexual	Acidobacteriota	0.0539	3	0.0933	0.0539
<b>ASV_621</b>	Tamaulipas - Texas Semiarid	asexual	Cyanobacteria	0.0450	3	0.0779	0.0450
<b>ASV_272</b>	Tamaulipas - Texas Semiarid	asexual	Bdellovibrionota	0.0249	3	0.0431	0.0249
<b>ASV_3</b>	Tamaulipas - Texas Semiarid	asexual	Campylobacterota	0.0245	3	0.0425	0.0245
<b>ASV_439</b>	Tamaulipas - Texas Semiarid	asexual	Myxococcota	0.0225	3	0.0390	0.0225
<b>ASV_236</b>	Tamaulipas - Texas Semiarid	asexual	Abditibacteriota	0.0071	3	0.0123	0.0071
<b>ASV_586</b>	Tamaulipas - Texas Semiarid	asexual	Patescibacteria	0.0047	3	0.0082	0.0047
<b>ASV_314</b>	Tamaulipas - Texas Semiarid	asexual	Chloroflexi	0.0030	3	0.0051	0.0030
<b>ASV_525</b>	Tamaulipas - Texas Semiarid	asexual	Planctomycetota	0.0012	3	0.0021	0.0012
<b>ASV_856</b>	Tamaulipas - Texas Semiarid	asexual	Elusimicrobiota	0.0012	3	0.0021	0.0012
<b>ASV_213</b>	Tamaulipas - Texas Semiarid	asexual	Nitrospirota	0.0000	3	0.0000	0.0000
<b>ASV_255</b>	Tamaulipas - Texas Semiarid	asexual	Fusobacteriota	0.0000	3	0.0000	0.0000
<b>ASV_423</b>	Tamaulipas - Texas Semiarid	asexual	Fibrobacterota	0.0000	3	0.0000	0.0000
<b>ASV_434</b>	Tamaulipas - Texas Semiarid	asexual	Verrucomicrobiota	0.0000	3	0.0000	0.0000
<b>ASV_708</b>	Tamaulipas - Texas Semiarid	asexual	Synergistota	0.0000	3	0.0000	0.0000
<b>ASV_848</b>	Tamaulipas - Texas Semiarid	asexual	Entotheonellaeota	0.0000	3	0.0000	0.0000
<b>ASV_98</b>	Tamaulipas - Texas Semiarid	asexual	Desulfobacterota	0.0000	3	0.0000	0.0000
<b>ASV_981</b>	Tamaulipas - Texas Semiarid	asexual	Deinococcota	0.0000	3	0.0000	0.0000
<b>ASV_1</b>	Warm North American Desert	asexual	Actinobacteriota	68.5234	35	33.1060	5.5959
<b>ASV_7</b>	Warm North American Desert	asexual	Firmicutes	19.3798	35	27.2084	4.5991
<b>ASV_18</b>	Warm North American Desert	asexual	Proteobacteria	7.0765	35	10.1938	1.7231
<b>ASV_32</b>	Warm North American Desert	asexual	Bacteroidota	3.6092	35	6.5624	1.1092
<b>ASV_98</b>	Warm North American Desert	asexual	Desulfobacterota	0.6544	35	1.8026	0.3047
<b>ASV_729</b>	Warm North American Desert	asexual	Gemmatimonadota	0.2934	35	0.6267	0.1059
<b>ASV_3</b>	Warm North American Desert	asexual	Campylobacterota	0.1515	35	0.4642	0.0785
<b>ASV_439</b>	Warm North American Desert	asexual	Myxococcota	0.0945	35	0.3164	0.0535
<b>ASV_624</b>	Warm North American Desert	asexual	Acidobacteriota	0.0822	35	0.1720	0.0291
<b>ASV_272</b>	Warm North American Desert	asexual	Bdellovibrionota	0.0387	35	0.0959	0.0162
<b>ASV_255</b>	Warm North American Desert	asexual	Fusobacteriota	0.0359	35	0.1181	0.0200

<b>ASV_621</b>	Warm North American Desert	asexual	Cyanobacteria	0.0261	35	0.0693	0.0117
<b>ASV_314</b>	Warm North American Desert	asexual	Chloroflexi	0.0134	35	0.0527	0.0089
<b>ASV_586</b>	Warm North American Desert	asexual	Patescibacteria	0.0057	35	0.0229	0.0039
<b>ASV_236</b>	Warm North American Desert	asexual	Abditibacteriota	0.0041	35	0.0171	0.0029
<b>ASV_525</b>	Warm North American Desert	asexual	Planctomycetota	0.0031	35	0.0078	0.0013
<b>ASV_213</b>	Warm North American Desert	asexual	Nitrospirota	0.0026	35	0.0088	0.0015
<b>ASV_434</b>	Warm North American Desert	asexual	Verrucomicrobiota	0.0024	35	0.0143	0.0024
<b>ASV_848</b>	Warm North American Desert	asexual	Enttheonellaeota	0.0024	35	0.0140	0.0024
<b>ASV_423</b>	Warm North American Desert	asexual	Fibrobacterota	0.0008	35	0.0035	0.0006
<b>ASV_708</b>	Warm North American Desert	asexual	Synergistota	0.0000	35	0.0000	0.0000
<b>ASV_856</b>	Warm North American Desert	asexual	Elusimicrobiota	0.0000	35	0.0000	0.0000
<b>ASV_981</b>	Warm North American Desert	asexual	Deinococcota	0.0000	35	0.0000	0.0000
<b>ASV_1</b>	Tamaulipas - Texas Semiarid	sexual	Actinobacteriota	94.9527	8	6.6158	2.3391
<b>ASV_18</b>	Tamaulipas - Texas Semiarid	sexual	Proteobacteria	3.5756	8	5.3613	1.8955
<b>ASV_7</b>	Tamaulipas - Texas Semiarid	sexual	Firmicutes	0.7285	8	1.2347	0.4365
<b>ASV_32</b>	Tamaulipas - Texas Semiarid	sexual	Bacteroidota	0.2814	8	0.4552	0.1610
<b>ASV_729</b>	Tamaulipas - Texas Semiarid	sexual	Gemmatimonadota	0.2119	8	0.3733	0.1320
<b>ASV_3</b>	Tamaulipas - Texas Semiarid	sexual	Campylobacterota	0.0716	8	0.0954	0.0337
<b>ASV_621</b>	Tamaulipas - Texas Semiarid	sexual	Cyanobacteria	0.0401	8	0.0728	0.0257
<b>ASV_439</b>	Tamaulipas - Texas Semiarid	sexual	Myxococcota	0.0369	8	0.0594	0.0210
<b>ASV_272</b>	Tamaulipas - Texas Semiarid	sexual	Bdellovibrionota	0.0317	8	0.0604	0.0213
<b>ASV_624</b>	Tamaulipas - Texas Semiarid	sexual	Acidobacteriota	0.0253	8	0.0427	0.0151
<b>ASV_213</b>	Tamaulipas - Texas Semiarid	sexual	Nitrospirota	0.0140	8	0.0397	0.0140
<b>ASV_255</b>	Tamaulipas - Texas Semiarid	sexual	Fusobacteriota	0.0091	8	0.0258	0.0091
<b>ASV_314</b>	Tamaulipas - Texas Semiarid	sexual	Chloroflexi	0.0075	8	0.0211	0.0075
<b>ASV_856</b>	Tamaulipas - Texas Semiarid	sexual	Elusimicrobiota	0.0066	8	0.0188	0.0066
<b>ASV_98</b>	Tamaulipas - Texas Semiarid	sexual	Desulfobacterota	0.0030	8	0.0084	0.0030
<b>ASV_236</b>	Tamaulipas - Texas Semiarid	sexual	Abditibacteriota	0.0022	8	0.0064	0.0022
<b>ASV_981</b>	Tamaulipas - Texas Semiarid	sexual	Deinococcota	0.0017	8	0.0048	0.0017
<b>ASV_423</b>	Tamaulipas - Texas Semiarid	sexual	Fibrobacterota	0.0000	8	0.0000	0.0000
<b>ASV_434</b>	Tamaulipas - Texas Semiarid	sexual	Verrucomicrobiota	0.0000	8	0.0000	0.0000
<b>ASV_525</b>	Tamaulipas - Texas Semiarid	sexual	Planctomycetota	0.0000	8	0.0000	0.0000

<b>ASV_586</b>	Tamaulipas - Texas Semiarid	sexual	Patescibacteria	0.0000	8	0.0000	0.0000
<b>ASV_708</b>	Tamaulipas - Texas Semiarid	sexual	Synergistota	0.0000	8	0.0000	0.0000
<b>ASV_848</b>	Tamaulipas - Texas Semiarid	sexual	Entotheonellaeota	0.0000	8	0.0000	0.0000
<b>ASV_1</b>	Warm North American Desert	sexual	Actinobacteriota	56.0861	99	35.6871	3.5867
<b>ASV_7</b>	Warm North American Desert	sexual	Firmicutes	23.5105	99	29.8797	3.0030
<b>ASV_18</b>	Warm North American Desert	sexual	Proteobacteria	8.1392	99	11.8909	1.1951
<b>ASV_3</b>	Warm North American Desert	sexual	Campylobacterota	5.8497	99	17.3822	1.7470
<b>ASV_32</b>	Warm North American Desert	sexual	Bacteroidota	5.3789	99	9.4598	0.9507
<b>ASV_729</b>	Warm North American Desert	sexual	Gemmatimonadota	0.4246	99	0.8393	0.0843
<b>ASV_624</b>	Warm North American Desert	sexual	Acidobacteriota	0.2239	99	0.7119	0.0716
<b>ASV_98</b>	Warm North American Desert	sexual	Desulfobacterota	0.1736	99	0.6806	0.0684
<b>ASV_439</b>	Warm North American Desert	sexual	Myxococcota	0.0640	99	0.1680	0.0169
<b>ASV_272</b>	Warm North American Desert	sexual	Bdellovibrionota	0.0393	99	0.1307	0.0131
<b>ASV_255</b>	Warm North American Desert	sexual	Fusobacteriota	0.0293	99	0.1163	0.0117
<b>ASV_314</b>	Warm North American Desert	sexual	Chloroflexi	0.0210	99	0.0552	0.0055
<b>ASV_621</b>	Warm North American Desert	sexual	Cyanobacteria	0.0209	99	0.0679	0.0068
<b>ASV_236</b>	Warm North American Desert	sexual	Abditibacteriota	0.0117	99	0.0769	0.0077
<b>ASV_708</b>	Warm North American Desert	sexual	Synergistota	0.0061	99	0.0531	0.0053
<b>ASV_213</b>	Warm North American Desert	sexual	Nitrospirota	0.0052	99	0.0202	0.0020
<b>ASV_434</b>	Warm North American Desert	sexual	Verrucomicrobiota	0.0041	99	0.0381	0.0038
<b>ASV_586</b>	Warm North American Desert	sexual	Patescibacteria	0.0035	99	0.0177	0.0018
<b>ASV_525</b>	Warm North American Desert	sexual	Planctomycetota	0.0034	99	0.0130	0.0013
<b>ASV_856</b>	Warm North American Desert	sexual	Elusimicrobiota	0.0023	99	0.0133	0.0013
<b>ASV_423</b>	Warm North American Desert	sexual	Fibrobacterota	0.0015	99	0.0120	0.0012
<b>ASV_848</b>	Warm North American Desert	sexual	Entotheonellaeota	0.0009	99	0.0059	0.0006
<b>ASV_981</b>	Warm North American Desert	sexual	Deinococcota	0.0004	99	0.0037	0.0004

## Appendix III

Mean relative abundances (Family) per Amplicon Sequence Variant (ASV).



OTU	Biome	Reprodu	Family	Mean	N	SD	SE
ASV_7	Mediterranean California	asexual	Lachnospiraceae	43.5945	21	22.9927	5.0174
ASV_23	Mediterranean California	asexual	Diplorickettsiaceae	10.2938	21	26.3903	5.7588
ASV_1	Mediterranean California	asexual	Dietziaceae	8.9116	21	9.6589	2.1077
ASV_12	Mediterranean California	asexual	Dermabacteraceae	3.2827	21	3.5432	0.7732
ASV_22	Mediterranean California	asexual	Ruminococcaceae	3.1150	21	6.5083	1.4202
ASV_11	Mediterranean California	asexual	Oscillospiraceae	2.9991	21	2.3306	0.5086
ASV_4	Mediterranean California	asexual	Micrococcacea	2.8211	21	3.3158	0.7236
ASV_8	Mediterranean California	asexual	Brevibacteriaceae	2.3026	21	2.6355	0.5751
ASV_129	Mediterranean California	asexual	Peptostreptococcaceae	2.0248	21	8.5248	1.8603
ASV_32	Mediterranean California	asexual	Bacteroidaceae	1.7256	21	1.6511	0.3603
ASV_6	Mediterranean California	asexual	Corynebacteriaceae	1.1913	21	1.3315	0.2906
ASV_69	Mediterranean California	asexual	Geodermatophilaceae	1.1877	21	3.3426	0.7294
ASV_38	Mediterranean California	asexual	Tannerellaceae	1.1582	21	0.9106	0.1987
ASV_139	Mediterranean California	asexual	Acetobacteraceae	0.9962	21	3.9383	0.8594
ASV_20	Mediterranean California	asexual	Nocardiodaceae	0.8834	21	1.4539	0.3173
ASV_3	Mediterranean California	asexual	Helicobacteraceae	0.8559	21	1.0465	0.2284
ASV_97	Mediterranean California	asexual	Beijerinckiaceae	0.7287	21	2.2058	0.4814
ASV_10	Mediterranean California	asexual	Clostridiaceae	0.7126	21	1.7130	0.3738
ASV_24	Mediterranean California	asexual	Micrococcaceae	0.6712	21	1.5171	0.3311
ASV_98	Mediterranean California	asexual	Desulfovibrionaceae	0.5645	21	0.7197	0.1570
ASV_162	Mediterranean California	asexual	Sphingomonadaceae	0.5472	21	0.7066	0.1542
ASV_250	Mediterranean California	asexual	Butyricocccaceae	0.5418	21	0.9038	0.1972
ASV_117	Mediterranean California	asexual	Marinifilaceae	0.5241	21	0.4268	0.0931
ASV_86	Mediterranean California	asexual	Anaerovoracaceae	0.4806	21	0.4572	0.0998
ASV_18	Mediterranean California	asexual	Rhodobacteraceae	0.4772	21	0.6836	0.1492
ASV_420	Mediterranean California	asexual	Enterobacteriaceae	0.4719	21	1.6851	0.3677
ASV_19	Mediterranean California	asexual	Nocardiaceae	0.3990	21	0.4051	0.0884
ASV_153	Mediterranean California	asexual	Pseudonocardiaceae	0.3668	21	0.7474	0.1631
ASV_29	Mediterranean California	asexual	[Eubacterium] coprostar	0.3627	21	0.4129	0.0901
ASV_44	Mediterranean California	asexual	Rikenellaceae	0.3344	21	0.3592	0.0784
ASV_21	Mediterranean California	asexual	Intrasporangiaceae	0.2946	21	0.3533	0.0771

<b>ASV_96</b>	Mediterranean California	asexual	Christensenellaceae	0.2746	21	0.5624	0.1227
<b>ASV_3453</b>	Mediterranean California	asexual	Streptococcaceae	0.2434	21	1.0984	0.2397
<b>ASV_142</b>	Mediterranean California	asexual	Streptomycetaceae	0.2278	21	0.2746	0.0599
<b>ASV_49</b>	Mediterranean California	asexual	Microbacteriaceae	0.2156	21	0.2748	0.0600
<b>ASV_660</b>	Mediterranean California	asexual	Moraxellaceae	0.2008	21	0.3447	0.0752
<b>ASV_214</b>	Mediterranean California	asexual	Eggerthellaceae	0.1955	21	0.2541	0.0555
<b>ASV_912</b>	Mediterranean California	asexual	NA	0.1737	21	0.6354	0.1387
<b>ASV_73</b>	Mediterranean California	asexual	Cellulomonadaceae	0.1710	21	0.6914	0.1509
<b>ASV_442</b>	Mediterranean California	asexual	Rhizobiaceae	0.1469	21	0.2552	0.0557
<b>ASV_57</b>	Mediterranean California	asexual	Devosiaceae	0.1336	21	0.2393	0.0522
<b>ASV_807</b>	Mediterranean California	asexual	Gemmatimonadaceae	0.1186	21	0.3807	0.0831
<b>ASV_163</b>	Mediterranean California	asexual	Monoglobaceae	0.1152	21	0.1765	0.0385
<b>ASV_121</b>	Mediterranean California	asexual	NA	0.1109	21	0.2348	0.0512
<b>ASV_309</b>	Mediterranean California	asexual	Family XI	0.1100	21	0.1433	0.0313
<b>ASV_126</b>	Mediterranean California	asexual	NA	0.1090	21	0.1724	0.0376
<b>ASV_1694</b>	Mediterranean California	asexual	Marinococcaceae	0.1012	21	0.4639	0.1012
<b>ASV_2104</b>	Mediterranean California	asexual	NA	0.0992	21	0.2132	0.0465
<b>ASV_259</b>	Mediterranean California	asexual	Enterococcaceae	0.0981	21	0.1860	0.0406
<b>ASV_347</b>	Mediterranean California	asexual	Azospirillaceae	0.0932	21	0.3256	0.0711
<b>ASV_538</b>	Mediterranean California	asexual	Caulobacteraceae	0.0877	21	0.1305	0.0285
<b>ASV_571</b>	Mediterranean California	asexual	Flavobacteriaceae	0.0833	21	0.2588	0.0565
<b>ASV_1110</b>	Mediterranean California	asexual	Mycobacteriaceae	0.0753	21	0.1018	0.0222
<b>ASV_1974</b>	Mediterranean California	asexual	NA	0.0736	21	0.1723	0.0376
<b>ASV_1715</b>	Mediterranean California	asexual	Eubacteriaceae	0.0711	21	0.1269	0.0277
<b>ASV_283</b>	Mediterranean California	asexual	Micromonosporaceae	0.0688	21	0.2181	0.0476
<b>ASV_604</b>	Mediterranean California	asexual	Hydrogenoanaerobacter	0.0686	21	0.1160	0.0253
<b>ASV_405</b>	Mediterranean California	asexual	NA	0.0656	21	0.1845	0.0403
<b>ASV_404</b>	Mediterranean California	asexual	Kineosporiaceae	0.0621	21	0.0986	0.0215
<b>ASV_3419</b>	Mediterranean California	asexual	Dysgonomonadaceae	0.0588	21	0.1385	0.0302
<b>ASV_1201</b>	Mediterranean California	asexual	Sphingobacteriaceae	0.0580	21	0.1174	0.0256
<b>ASV_468</b>	Mediterranean California	asexual	Weeksellaceae	0.0562	21	0.0929	0.0203
<b>ASV_91</b>	Mediterranean California	asexual	Peptococcaceae	0.0552	21	0.0944	0.0206

<b>ASV_2494</b>	Mediterranean California	asexual	Thermicanaceae	0.0546	21	0.2425	0.0529
<b>ASV_483</b>	Mediterranean California	asexual	Hymenobacteraceae	0.0505	21	0.2001	0.0437
<b>ASV_815</b>	Mediterranean California	asexual	NA	0.0491	21	0.1655	0.0361
<b>ASV_624</b>	Mediterranean California	asexual	Bryobacteraceae	0.0474	21	0.1500	0.0327
<b>ASV_729</b>	Mediterranean California	asexual	Longimicrobiaceae	0.0470	21	0.1478	0.0323
<b>ASV_456</b>	Mediterranean California	asexual	Promicromonosporaceae	0.0468	21	0.1034	0.0226
<b>ASV_410</b>	Mediterranean California	asexual	Ilumatobacteraceae	0.0434	21	0.0876	0.0191
<b>ASV_512</b>	Mediterranean California	asexual	Geminicoccaceae	0.0421	21	0.1106	0.0241
<b>ASV_817</b>	Mediterranean California	asexual	Porphyromonadaceae	0.0419	21	0.0962	0.0210
<b>ASV_1150</b>	Mediterranean California	asexual	NA	0.0350	21	0.0710	0.0155
<b>ASV_3155</b>	Mediterranean California	asexual	NA	0.0331	21	0.0850	0.0186
<b>ASV_1107</b>	Mediterranean California	asexual	Muribaculaceae	0.0319	21	0.1190	0.0260
<b>ASV_740</b>	Mediterranean California	asexual	NA	0.0315	21	0.0653	0.0142
<b>ASV_161</b>	Mediterranean California	asexual	Bacillaceae	0.0315	21	0.0623	0.0136
<b>ASV_362</b>	Mediterranean California	asexual	Thermomonosporaceae	0.0284	21	0.0500	0.0109
<b>ASV_1285</b>	Mediterranean California	asexual	NA	0.0255	21	0.0687	0.0150
<b>ASV_4227</b>	Mediterranean California	asexual	Halomonadaceae	0.0252	21	0.1008	0.0220
<b>ASV_728</b>	Mediterranean California	asexual	Xanthobacteraceae	0.0250	21	0.0675	0.0147
<b>ASV_2554</b>	Mediterranean California	asexual	Fusobacteriaceae	0.0238	21	0.0529	0.0115
<b>ASV_1864</b>	Mediterranean California	asexual	Anaerofustaceae	0.0230	21	0.0578	0.0126
<b>ASV_2522</b>	Mediterranean California	asexual	Beutenbergiaceae	0.0219	21	0.0815	0.0178
<b>ASV_1445</b>	Mediterranean California	asexual	NA	0.0216	21	0.0584	0.0127
<b>ASV_1080</b>	Mediterranean California	asexual	NA	0.0193	21	0.0751	0.0164
<b>ASV_1563</b>	Mediterranean California	asexual	Erysipelatoclostridiaceae	0.0164	21	0.0282	0.0062
<b>ASV_1162</b>	Mediterranean California	asexual	Puniceispirillales Incerta	0.0157	21	0.0722	0.0157
<b>ASV_867</b>	Mediterranean California	asexual	Gaiellaceae	0.0154	21	0.0321	0.0070
<b>ASV_941</b>	Mediterranean California	asexual	Staphylococcaceae	0.0154	21	0.0364	0.0079
<b>ASV_1575</b>	Mediterranean California	asexual	Defluviitaleaceae	0.0152	21	0.0426	0.0093
<b>ASV_474</b>	Mediterranean California	asexual	Chitinophagaceae	0.0146	21	0.0472	0.0103
<b>ASV_4022</b>	Mediterranean California	asexual	Pseudomonadaceae	0.0139	21	0.0636	0.0139
<b>ASV_2606</b>	Mediterranean California	asexual	Euzebyaceae	0.0136	21	0.0419	0.0091
<b>ASV_4747</b>	Mediterranean California	asexual	Solirubrobacteraceae	0.0133	21	0.0588	0.0128

<b>ASV_1275</b>	Mediterranean California	asexual	Actinomycetaceae	0.0132	21	0.0412	0.0090
<b>ASV_2726</b>	Mediterranean California	asexual	Bdellovibrionaceae	0.0128	21	0.0437	0.0095
<b>ASV_4700</b>	Mediterranean California	asexual	Reyraneliaceae	0.0122	21	0.0514	0.0112
<b>ASV_753</b>	Mediterranean California	asexual	[Clostridium] methylpeni	0.0120	21	0.0286	0.0063
<b>ASV_552</b>	Mediterranean California	asexual	Propionibacteriaceae	0.0120	21	0.0308	0.0067
<b>ASV_2506</b>	Mediterranean California	asexual	Acidothermaceae	0.0114	21	0.0403	0.0088
<b>ASV_4291</b>	Mediterranean California	asexual	NA	0.0112	21	0.0491	0.0107
<b>ASV_5924</b>	Mediterranean California	asexual	Exiguobacteraceae	0.0106	21	0.0378	0.0083
<b>ASV_2445</b>	Mediterranean California	asexual	Streptosporangiales Inc	0.0106	21	0.0412	0.0090
<b>ASV_4224</b>	Mediterranean California	asexual	NA	0.0105	21	0.0481	0.0105
<b>ASV_2156</b>	Mediterranean California	asexual	Hyphomicrobiaceae	0.0091	21	0.0397	0.0087
<b>ASV_2708</b>	Mediterranean California	asexual	Bifidobacteriaceae	0.0090	21	0.0413	0.0090
<b>ASV_5527</b>	Mediterranean California	asexual	Comamonadaceae	0.0090	21	0.0412	0.0090
<b>ASV_2133</b>	Mediterranean California	asexual	Nitrospiraceae	0.0088	21	0.0279	0.0061
<b>ASV_681</b>	Mediterranean California	asexual	Sporichthyaceae	0.0088	21	0.0368	0.0080
<b>ASV_5631</b>	Mediterranean California	asexual	Sporomusaceae	0.0084	21	0.0243	0.0053
<b>ASV_2986</b>	Mediterranean California	asexual	Actinospicaceae	0.0079	21	0.0183	0.0040
<b>ASV_5486</b>	Mediterranean California	asexual	Microscillaceae	0.0077	21	0.0252	0.0055
<b>ASV_7107</b>	Mediterranean California	asexual	Bogoriellaceae	0.0076	21	0.0293	0.0064
<b>ASV_979</b>	Mediterranean California	asexual	Nakamurellaceae	0.0076	21	0.0214	0.0047
<b>ASV_1813</b>	Mediterranean California	asexual	D05-2	0.0072	21	0.0196	0.0043
<b>ASV_795</b>	Mediterranean California	asexual	Labraceae	0.0071	21	0.0324	0.0071
<b>ASV_345</b>	Mediterranean California	asexual	Dermacoccaceae	0.0068	21	0.0248	0.0054
<b>ASV_1904</b>	Mediterranean California	asexual	Cytophagaceae	0.0067	21	0.0309	0.0067
<b>ASV_5915</b>	Mediterranean California	asexual	env.OPS 17	0.0067	21	0.0202	0.0044
<b>ASV_2146</b>	Mediterranean California	asexual	NA	0.0066	21	0.0201	0.0044
<b>ASV_7111</b>	Mediterranean California	asexual	Family III	0.0066	21	0.0301	0.0066
<b>ASV_5638</b>	Mediterranean California	asexual	NA	0.0064	21	0.0295	0.0064
<b>ASV_2306</b>	Mediterranean California	asexual	NA	0.0061	21	0.0280	0.0061
<b>ASV_481</b>	Mediterranean California	asexual	Oxalobacteraceae	0.0056	21	0.0168	0.0037
<b>ASV_7766</b>	Mediterranean California	asexual	AKYH767	0.0056	21	0.0255	0.0056
<b>ASV_7533</b>	Mediterranean California	asexual	Saprospiraceae	0.0051	21	0.0236	0.0051

<b>ASV_6091</b>	Mediterranean California	asexual	JG30-KF-CM45	0.0051	21	0.0134	0.0029
<b>ASV_4284</b>	Mediterranean California	asexual	Ardenticatenaceae	0.0051	21	0.0207	0.0045
<b>ASV_1664</b>	Mediterranean California	asexual	NA	0.0049	21	0.0118	0.0026
<b>ASV_5154</b>	Mediterranean California	asexual	KF-JG30-B3	0.0048	21	0.0219	0.0048
<b>ASV_3726</b>	Mediterranean California	asexual	Rhodothermaceae	0.0046	21	0.0146	0.0032
<b>ASV_4341</b>	Mediterranean California	asexual	Simkaniaceae	0.0045	21	0.0122	0.0027
<b>ASV_4655</b>	Mediterranean California	asexual	lamiaceae	0.0045	21	0.0147	0.0032
<b>ASV_2211</b>	Mediterranean California	asexual	NA	0.0042	21	0.0191	0.0042
<b>ASV_439</b>	Mediterranean California	asexual	Polyangiaceae	0.0039	21	0.0177	0.0039
<b>ASV_9672</b>	Mediterranean California	asexual	Methylophilaceae	0.0037	21	0.0119	0.0026
<b>ASV_6397</b>	Mediterranean California	asexual	NA	0.0036	21	0.0148	0.0032
<b>ASV_9818</b>	Mediterranean California	asexual	67-14	0.0035	21	0.0162	0.0035
<b>ASV_994</b>	Mediterranean California	asexual	NA	0.0035	21	0.0162	0.0035
<b>ASV_2550</b>	Mediterranean California	asexual	Spirosomaceae	0.0035	21	0.0099	0.0022
<b>ASV_3064</b>	Mediterranean California	asexual	Paludibacteraceae	0.0033	21	0.0153	0.0033
<b>ASV_3442</b>	Mediterranean California	asexual	NA	0.0033	21	0.0153	0.0033
<b>ASV_4124</b>	Mediterranean California	asexual	Leptotrichiaceae	0.0032	21	0.0147	0.0032
<b>ASV_1246</b>	Mediterranean California	asexual	NA	0.0031	21	0.0101	0.0022
<b>ASV_7145</b>	Mediterranean California	asexual	Haliangiaceae	0.0029	21	0.0133	0.0029
<b>ASV_4184</b>	Mediterranean California	asexual	Methyloligellaceae	0.0027	21	0.0094	0.0021
<b>ASV_1340</b>	Mediterranean California	asexual	Microtrichaceae	0.0027	21	0.0100	0.0022
<b>ASV_8572</b>	Mediterranean California	asexual	Nocardiopsaceae	0.0026	21	0.0119	0.0026
<b>ASV_493</b>	Mediterranean California	asexual	Frankiaceae	0.0026	21	0.0118	0.0026
<b>ASV_8455</b>	Mediterranean California	asexual	NA	0.0026	21	0.0118	0.0026
<b>ASV_9488</b>	Mediterranean California	asexual	NA	0.0026	21	0.0118	0.0026
<b>ASV_4929</b>	Mediterranean California	asexual	Erysipelotrichaceae	0.0025	21	0.0061	0.0013
<b>ASV_9871</b>	Mediterranean California	asexual	Nannocystaceae	0.0022	21	0.0103	0.0022
<b>ASV_2172</b>	Mediterranean California	asexual	Hungateiclostridiaceae	0.0022	21	0.0070	0.0015
<b>ASV_2450</b>	Mediterranean California	asexual	Prevotellaceae	0.0021	21	0.0097	0.0021
<b>ASV_1096</b>	Mediterranean California	asexual	UCG-010	0.0020	21	0.0072	0.0016
<b>ASV_1554</b>	Mediterranean California	asexual	Cryptosporangiaceae	0.0020	21	0.0089	0.0020
<b>ASV_5396</b>	Mediterranean California	asexual	Caloramatoraceae	0.0019	21	0.0089	0.0019

<b>ASV_3376</b>	Mediterranean California	asexual	Sandaracinaceae	0.0019	21	0.0088	0.0019
<b>ASV_7146</b>	Mediterranean California	asexual	Planococcaceae	0.0019	21	0.0088	0.0019
<b>ASV_5152</b>	Mediterranean California	asexual	Rickettsiaceae	0.0018	21	0.0084	0.0018
<b>ASV_9715</b>	Mediterranean California	asexual	Desulfotobiaceae	0.0018	21	0.0084	0.0018
<b>ASV_1501</b>	Mediterranean California	asexual	Sanguibacteraceae	0.0017	21	0.0079	0.0017
<b>ASV_11833</b>	Mediterranean California	asexual	Bllri41	0.0016	21	0.0074	0.0016
<b>ASV_5823</b>	Mediterranean California	asexual	Competibacteraceae	0.0016	21	0.0074	0.0016
<b>ASV_3410</b>	Mediterranean California	asexual	Selenomonadaceae	0.0014	21	0.0066	0.0014
<b>ASV_7023</b>	Mediterranean California	asexual	NA	0.0014	21	0.0057	0.0012
<b>ASV_5351</b>	Mediterranean California	asexual	NA	0.0013	21	0.0061	0.0013
<b>ASV_586</b>	Mediterranean California	asexual	Saccharimonadaceae	0.0013	21	0.0060	0.0013
<b>ASV_9144</b>	Mediterranean California	asexual	NA	0.0013	21	0.0059	0.0013
<b>ASV_9161</b>	Mediterranean California	asexual	Legionellaceae	0.0013	21	0.0059	0.0013
<b>ASV_9517</b>	Mediterranean California	asexual	Chloroflexaceae	0.0013	21	0.0059	0.0013
<b>ASV_11196</b>	Mediterranean California	asexual	Vulgatibacteraceae	0.0012	21	0.0056	0.0012
<b>ASV_3457</b>	Mediterranean California	asexual	Sedimentibacteraceae	0.0012	21	0.0056	0.0012
<b>ASV_2687</b>	Mediterranean California	asexual	Unknown Family	0.0011	21	0.0049	0.0011
<b>ASV_758</b>	Mediterranean California	asexual	Coriobacteriales Incerta	0.0010	21	0.0034	0.0007
<b>ASV_166</b>	Mediterranean California	asexual	Tsukamurellaceae	0.0010	21	0.0047	0.0010
<b>ASV_12532</b>	Mediterranean California	asexual	Bacteriovoracaceae	0.0010	21	0.0045	0.0010
<b>ASV_4297</b>	Mediterranean California	asexual	NA	0.0010	21	0.0045	0.0010
<b>ASV_9515</b>	Mediterranean California	asexual	Rhodomicrobiaceae	0.0010	21	0.0044	0.0010
<b>ASV_6395</b>	Mediterranean California	asexual	Campylobacteraceae	0.0010	21	0.0044	0.0010
<b>ASV_13328</b>	Mediterranean California	asexual	NA	0.0010	21	0.0044	0.0010
<b>ASV_7906</b>	Mediterranean California	asexual	LWQ8	0.0009	21	0.0041	0.0009
<b>ASV_838</b>	Mediterranean California	asexual	Erwiniaceae	0.0008	21	0.0039	0.0008
<b>ASV_12595</b>	Mediterranean California	asexual	Demequinaceae	0.0008	21	0.0037	0.0008
<b>ASV_11493</b>	Mediterranean California	asexual	Leptolyngbyaceae	0.0008	21	0.0036	0.0008
<b>ASV_417</b>	Mediterranean California	asexual	Streptosporangiaceae	0.0007	21	0.0033	0.0007
<b>ASV_1996</b>	Mediterranean California	asexual	Thermincolaceae	0.0006	21	0.0029	0.0006
<b>ASV_11365</b>	Mediterranean California	asexual	SM2D12	0.0006	21	0.0028	0.0006
<b>ASV_11541</b>	Mediterranean California	asexual	Crocinitomicaceae	0.0006	21	0.0028	0.0006

<b>ASV_13507</b>	Mediterranean California	asexual	Mycoplasmataceae	0.0006	21	0.0028	0.0006
<b>ASV_3510</b>	Mediterranean California	asexual	A0839	0.0006	21	0.0026	0.0006
<b>ASV_13511</b>	Mediterranean California	asexual	Methylophagaceae	0.0005	21	0.0022	0.0005
<b>ASV_14535</b>	Mediterranean California	asexual	NA	0.0004	21	0.0019	0.0004
<b>ASV_7025</b>	Mediterranean California	asexual	Cyclobacteriaceae	0.0004	21	0.0019	0.0004
<b>ASV_9931</b>	Mediterranean California	asexual	Caldilineaceae	0.0004	21	0.0019	0.0004
<b>ASV_3627</b>	Mediterranean California	asexual	Ethanoligenenaceae	0.0004	21	0.0018	0.0004
<b>ASV_10092</b>	Mediterranean California	asexual	NA	0.0000	21	0.0000	0.0000
<b>ASV_10319</b>	Mediterranean California	asexual	Neisseriaceae	0.0000	21	0.0000	0.0000
<b>ASV_10336</b>	Mediterranean California	asexual	Xanthomonadaceae	0.0000	21	0.0000	0.0000
<b>ASV_10434</b>	Mediterranean California	asexual	NA	0.0000	21	0.0000	0.0000
<b>ASV_10439</b>	Mediterranean California	asexual	NA	0.0000	21	0.0000	0.0000
<b>ASV_10617</b>	Mediterranean California	asexual	Aerococcaceae	0.0000	21	0.0000	0.0000
<b>ASV_10922</b>	Mediterranean California	asexual	NA	0.0000	21	0.0000	0.0000
<b>ASV_11270</b>	Mediterranean California	asexual	Caedibacteraceae	0.0000	21	0.0000	0.0000
<b>ASV_11284</b>	Mediterranean California	asexual	Salisediminibacteriaceae	0.0000	21	0.0000	0.0000
<b>ASV_11494</b>	Mediterranean California	asexual	Magnetospiraceae	0.0000	21	0.0000	0.0000
<b>ASV_11504</b>	Mediterranean California	asexual	NA	0.0000	21	0.0000	0.0000
<b>ASV_11538</b>	Mediterranean California	asexual	NA	0.0000	21	0.0000	0.0000
<b>ASV_11608</b>	Mediterranean California	asexual	FFCH9454	0.0000	21	0.0000	0.0000
<b>ASV_11668</b>	Mediterranean California	asexual	Desulfobulbaceae	0.0000	21	0.0000	0.0000
<b>ASV_11680</b>	Mediterranean California	asexual	Atopobiaceae	0.0000	21	0.0000	0.0000
<b>ASV_11787</b>	Mediterranean California	asexual	Parachlamydiaceae	0.0000	21	0.0000	0.0000
<b>ASV_11913</b>	Mediterranean California	asexual	NA	0.0000	21	0.0000	0.0000
<b>ASV_11956</b>	Mediterranean California	asexual	NA	0.0000	21	0.0000	0.0000
<b>ASV_12171</b>	Mediterranean California	asexual	NA	0.0000	21	0.0000	0.0000
<b>ASV_12229</b>	Mediterranean California	asexual	NA	0.0000	21	0.0000	0.0000
<b>ASV_12365</b>	Mediterranean California	asexual	Elusimicrobiaceae	0.0000	21	0.0000	0.0000
<b>ASV_12449</b>	Mediterranean California	asexual	Steroidobacteraceae	0.0000	21	0.0000	0.0000
<b>ASV_12453</b>	Mediterranean California	asexual	B1-7BS	0.0000	21	0.0000	0.0000
<b>ASV_12467</b>	Mediterranean California	asexual	Coxiellaceae	0.0000	21	0.0000	0.0000
<b>ASV_12517</b>	Mediterranean California	asexual	Aquaspirillaceae	0.0000	21	0.0000	0.0000

<b>ASV_12650</b>	Mediterranean California	asexual	Morganellaceae	0.0000	21	0.0000	0.0000
<b>ASV_12655</b>	Mediterranean California	asexual	Sporolactobacillaceae	0.0000	21	0.0000	0.0000
<b>ASV_12858</b>	Mediterranean California	asexual	NA	0.0000	21	0.0000	0.0000
<b>ASV_12860</b>	Mediterranean California	asexual	Tepidisphaeraceae	0.0000	21	0.0000	0.0000
<b>ASV_12984</b>	Mediterranean California	asexual	Acidimicrobiaceae	0.0000	21	0.0000	0.0000
<b>ASV_13067</b>	Mediterranean California	asexual	AKAU3644	0.0000	21	0.0000	0.0000
<b>ASV_1308</b>	Mediterranean California	asexual	Desulfotomaculaceae	0.0000	21	0.0000	0.0000
<b>ASV_13082</b>	Mediterranean California	asexual	NA	0.0000	21	0.0000	0.0000
<b>ASV_13085</b>	Mediterranean California	asexual	NA	0.0000	21	0.0000	0.0000
<b>ASV_13217</b>	Mediterranean California	asexual	NA	0.0000	21	0.0000	0.0000
<b>ASV_1325</b>	Mediterranean California	asexual	Acidobacteriaceae (Sub	0.0000	21	0.0000	0.0000
<b>ASV_13265</b>	Mediterranean California	asexual	Veillonellaceae	0.0000	21	0.0000	0.0000
<b>ASV_13268</b>	Mediterranean California	asexual	Aeromonadaceae	0.0000	21	0.0000	0.0000
<b>ASV_13269</b>	Mediterranean California	asexual	Prolixibacteraceae	0.0000	21	0.0000	0.0000
<b>ASV_13301</b>	Mediterranean California	asexual	NA	0.0000	21	0.0000	0.0000
<b>ASV_13305</b>	Mediterranean California	asexual	NA	0.0000	21	0.0000	0.0000
<b>ASV_13329</b>	Mediterranean California	asexual	NA	0.0000	21	0.0000	0.0000
<b>ASV_13344</b>	Mediterranean California	asexual	vadinHA21	0.0000	21	0.0000	0.0000
<b>ASV_13581</b>	Mediterranean California	asexual	Terasakiellaceae	0.0000	21	0.0000	0.0000
<b>ASV_13598</b>	Mediterranean California	asexual	NA	0.0000	21	0.0000	0.0000
<b>ASV_13609</b>	Mediterranean California	asexual	Stappiaceae	0.0000	21	0.0000	0.0000
<b>ASV_13614</b>	Mediterranean California	asexual	Wohlfahrtiimonadaceae	0.0000	21	0.0000	0.0000
<b>ASV_13670</b>	Mediterranean California	asexual	Phycisphaeraceae	0.0000	21	0.0000	0.0000
<b>ASV_13739</b>	Mediterranean California	asexual	Koribacteraceae	0.0000	21	0.0000	0.0000
<b>ASV_13753</b>	Mediterranean California	asexual	Yersiniaceae	0.0000	21	0.0000	0.0000
<b>ASV_13789</b>	Mediterranean California	asexual	Zavarziniaceae	0.0000	21	0.0000	0.0000
<b>ASV_13922</b>	Mediterranean California	asexual	Thermoanaerobaculaceae	0.0000	21	0.0000	0.0000
<b>ASV_13957</b>	Mediterranean California	asexual	NA	0.0000	21	0.0000	0.0000
<b>ASV_13965</b>	Mediterranean California	asexual	NA	0.0000	21	0.0000	0.0000
<b>ASV_14007</b>	Mediterranean California	asexual	Rhodanobacteraceae	0.0000	21	0.0000	0.0000
<b>ASV_14037</b>	Mediterranean California	asexual	Magnetospirillaceae	0.0000	21	0.0000	0.0000
<b>ASV_14123</b>	Mediterranean California	asexual	NA	0.0000	21	0.0000	0.0000



<b>ASV_14142</b>	Mediterranean California	asexual	Syntrophomonadaceae	0.0000	21	0.0000	0.0000
<b>ASV_14155</b>	Mediterranean California	asexual	NA	0.0000	21	0.0000	0.0000
<b>ASV_14225</b>	Mediterranean California	asexual	NA	0.0000	21	0.0000	0.0000
<b>ASV_14349</b>	Mediterranean California	asexual	NA	0.0000	21	0.0000	0.0000
<b>ASV_14744</b>	Mediterranean California	asexual	Alcaligenaceae	0.0000	21	0.0000	0.0000
<b>ASV_14757</b>	Mediterranean California	asexual	Gemmataceae	0.0000	21	0.0000	0.0000
<b>ASV_152</b>	Mediterranean California	asexual	3M1PL1-52 termite grou	0.0000	21	0.0000	0.0000
<b>ASV_1571</b>	Mediterranean California	asexual	NA	0.0000	21	0.0000	0.0000
<b>ASV_1605</b>	Mediterranean California	asexual	NA	0.0000	21	0.0000	0.0000
<b>ASV_1686</b>	Mediterranean California	asexual	Anaeromyxobacteraceae	0.0000	21	0.0000	0.0000
<b>ASV_2367</b>	Mediterranean California	asexual	Abditibacteriaceae	0.0000	21	0.0000	0.0000
<b>ASV_2482</b>	Mediterranean California	asexual	NA	0.0000	21	0.0000	0.0000
<b>ASV_2624</b>	Mediterranean California	asexual	Unknown Family	0.0000	21	0.0000	0.0000
<b>ASV_2819</b>	Mediterranean California	asexual	Micropepsaceae	0.0000	21	0.0000	0.0000
<b>ASV_282</b>	Mediterranean California	asexual	Thermoactinomycetaceae	0.0000	21	0.0000	0.0000
<b>ASV_2892</b>	Mediterranean California	asexual	NA	0.0000	21	0.0000	0.0000
<b>ASV_2959</b>	Mediterranean California	asexual	Phaselocystidaceae	0.0000	21	0.0000	0.0000
<b>ASV_2996</b>	Mediterranean California	asexual	Nitrosococcaceae	0.0000	21	0.0000	0.0000
<b>ASV_3114</b>	Mediterranean California	asexual	Solibacteraceae	0.0000	21	0.0000	0.0000
<b>ASV_3144</b>	Mediterranean California	asexual	Roseiflexaceae	0.0000	21	0.0000	0.0000
<b>ASV_317</b>	Mediterranean California	asexual	Hafniaceae	0.0000	21	0.0000	0.0000
<b>ASV_3179</b>	Mediterranean California	asexual	Sulfurospirillaceae	0.0000	21	0.0000	0.0000
<b>ASV_3356</b>	Mediterranean California	asexual	Caldalkalibacillaceae	0.0000	21	0.0000	0.0000
<b>ASV_3501</b>	Mediterranean California	asexual	NA	0.0000	21	0.0000	0.0000
<b>ASV_3519</b>	Mediterranean California	asexual	NA	0.0000	21	0.0000	0.0000
<b>ASV_3549</b>	Mediterranean California	asexual	NA	0.0000	21	0.0000	0.0000
<b>ASV_3660</b>	Mediterranean California	asexual	Paracaedibacteraceae	0.0000	21	0.0000	0.0000
<b>ASV_3766</b>	Mediterranean California	asexual	NA	0.0000	21	0.0000	0.0000
<b>ASV_3769</b>	Mediterranean California	asexual	Williamwhitmaniaceae	0.0000	21	0.0000	0.0000
<b>ASV_3781</b>	Mediterranean California	asexual	Coleofasciculaceae	0.0000	21	0.0000	0.0000
<b>ASV_3972</b>	Mediterranean California	asexual	NA	0.0000	21	0.0000	0.0000
<b>ASV_4085</b>	Mediterranean California	asexual	NA	0.0000	21	0.0000	0.0000

<b>ASV_4086</b>	Mediterranean California	asexual	Nostocaceae	0.0000	21	0.0000	0.0000
<b>ASV_4236</b>	Mediterranean California	asexual	Fibrobacteraceae	0.0000	21	0.0000	0.0000
<b>ASV_4399</b>	Mediterranean California	asexual	Anaplasmataceae	0.0000	21	0.0000	0.0000
<b>ASV_4558</b>	Mediterranean California	asexual	Myxococcaceae	0.0000	21	0.0000	0.0000
<b>ASV_4602</b>	Mediterranean California	asexual	Lactobacillaceae	0.0000	21	0.0000	0.0000
<b>ASV_4645</b>	Mediterranean California	asexual	Dongiaceae	0.0000	21	0.0000	0.0000
<b>ASV_4673</b>	Mediterranean California	asexual	NA	0.0000	21	0.0000	0.0000
<b>ASV_4785</b>	Mediterranean California	asexual	Oxobacteraceae	0.0000	21	0.0000	0.0000
<b>ASV_4894</b>	Mediterranean California	asexual	NA	0.0000	21	0.0000	0.0000
<b>ASV_4934</b>	Mediterranean California	asexual	NA	0.0000	21	0.0000	0.0000
<b>ASV_5057</b>	Mediterranean California	asexual	Nitriliruptoraceae	0.0000	21	0.0000	0.0000
<b>ASV_5059</b>	Mediterranean California	asexual	NA	0.0000	21	0.0000	0.0000
<b>ASV_5102</b>	Mediterranean California	asexual	NA	0.0000	21	0.0000	0.0000
<b>ASV_5177</b>	Mediterranean California	asexual	Candidatus Jidaibacter	0.0000	21	0.0000	0.0000
<b>ASV_5248</b>	Mediterranean California	asexual	Phormidiaceae	0.0000	21	0.0000	0.0000
<b>ASV_5250</b>	Mediterranean California	asexual	WD2101 soil group	0.0000	21	0.0000	0.0000
<b>ASV_5301</b>	Mediterranean California	asexual	Glycomycetaceae	0.0000	21	0.0000	0.0000
<b>ASV_5314</b>	Mediterranean California	asexual	Marinilabiliaceae	0.0000	21	0.0000	0.0000
<b>ASV_5389</b>	Mediterranean California	asexual	Desulfotomaculales Inc	0.0000	21	0.0000	0.0000
<b>ASV_5504</b>	Mediterranean California	asexual	Alicyclobacillaceae	0.0000	21	0.0000	0.0000
<b>ASV_5553</b>	Mediterranean California	asexual	Rhizobiales Incertae Sec	0.0000	21	0.0000	0.0000
<b>ASV_5681</b>	Mediterranean California	asexual	Rhodospirillaceae	0.0000	21	0.0000	0.0000
<b>ASV_5887</b>	Mediterranean California	asexual	Budviciaceae	0.0000	21	0.0000	0.0000
<b>ASV_6102</b>	Mediterranean California	asexual	NA	0.0000	21	0.0000	0.0000
<b>ASV_6172</b>	Mediterranean California	asexual	Inquilinaceae	0.0000	21	0.0000	0.0000
<b>ASV_621</b>	Mediterranean California	asexual	NA	0.0000	21	0.0000	0.0000
<b>ASV_6308</b>	Mediterranean California	asexual	Barnesiellaceae	0.0000	21	0.0000	0.0000
<b>ASV_6394</b>	Mediterranean California	asexual	Chroococciopsaceae	0.0000	21	0.0000	0.0000
<b>ASV_6560</b>	Mediterranean California	asexual	Rubrobacteriaceae	0.0000	21	0.0000	0.0000
<b>ASV_6570</b>	Mediterranean California	asexual	Oligoflexaceae	0.0000	21	0.0000	0.0000
<b>ASV_6583</b>	Mediterranean California	asexual	NA	0.0000	21	0.0000	0.0000
<b>ASV_6643</b>	Mediterranean California	asexual	Gemellaceae	0.0000	21	0.0000	0.0000

<b>ASV_6732</b>	Mediterranean California	asexual	Hypomonadaceae	0.0000	21	0.0000	0.0000
<b>ASV_6794</b>	Mediterranean California	asexual	Carnobacteriaceae	0.0000	21	0.0000	0.0000
<b>ASV_685</b>	Mediterranean California	asexual	NA	0.0000	21	0.0000	0.0000
<b>ASV_6978</b>	Mediterranean California	asexual	Defluviicoccaceae	0.0000	21	0.0000	0.0000
<b>ASV_7083</b>	Mediterranean California	asexual	Synergistaceae	0.0000	21	0.0000	0.0000
<b>ASV_711</b>	Mediterranean California	asexual	Pleomorphomonadacea	0.0000	21	0.0000	0.0000
<b>ASV_7238</b>	Mediterranean California	asexual	AKIW781	0.0000	21	0.0000	0.0000
<b>ASV_7358</b>	Mediterranean California	asexual	Methylophilaceae	0.0000	21	0.0000	0.0000
<b>ASV_7459</b>	Mediterranean California	asexual	NA	0.0000	21	0.0000	0.0000
<b>ASV_7464</b>	Mediterranean California	asexual	Blastocatellaceae	0.0000	21	0.0000	0.0000
<b>ASV_7490</b>	Mediterranean California	asexual	COB P4-1 termite group	0.0000	21	0.0000	0.0000
<b>ASV_7838</b>	Mediterranean California	asexual	Sulfuricellaceae	0.0000	21	0.0000	0.0000
<b>ASV_7869</b>	Mediterranean California	asexual	Silvanigrellaceae	0.0000	21	0.0000	0.0000
<b>ASV_7964</b>	Mediterranean California	asexual	AKYG1722	0.0000	21	0.0000	0.0000
<b>ASV_7971</b>	Mediterranean California	asexual	Vicinamibacteraceae	0.0000	21	0.0000	0.0000
<b>ASV_8058</b>	Mediterranean California	asexual	NA	0.0000	21	0.0000	0.0000
<b>ASV_8060</b>	Mediterranean California	asexual	NA	0.0000	21	0.0000	0.0000
<b>ASV_8089</b>	Mediterranean California	asexual	Isosphaeraceae	0.0000	21	0.0000	0.0000
<b>ASV_8458</b>	Mediterranean California	asexual	Burkholderiaceae	0.0000	21	0.0000	0.0000
<b>ASV_8486</b>	Mediterranean California	asexual	Entotheonellaceae	0.0000	21	0.0000	0.0000
<b>ASV_8496</b>	Mediterranean California	asexual	NA	0.0000	21	0.0000	0.0000
<b>ASV_8560</b>	Mediterranean California	asexual	Endomicrobiaceae	0.0000	21	0.0000	0.0000
<b>ASV_8588</b>	Mediterranean California	asexual	Paenibacillaceae	0.0000	21	0.0000	0.0000
<b>ASV_8715</b>	Mediterranean California	asexual	NA	0.0000	21	0.0000	0.0000
<b>ASV_8883</b>	Mediterranean California	asexual	Nitrosomonadaceae	0.0000	21	0.0000	0.0000
<b>ASV_8903</b>	Mediterranean California	asexual	NA	0.0000	21	0.0000	0.0000
<b>ASV_9043</b>	Mediterranean California	asexual	NA	0.0000	21	0.0000	0.0000
<b>ASV_9092</b>	Mediterranean California	asexual	Rs-E47 termite group	0.0000	21	0.0000	0.0000
<b>ASV_9242</b>	Mediterranean California	asexual	NA	0.0000	21	0.0000	0.0000
<b>ASV_9364</b>	Mediterranean California	asexual	Micrococcales Incertae	0.0000	21	0.0000	0.0000
<b>ASV_9379</b>	Mediterranean California	asexual	Pasteurellaceae	0.0000	21	0.0000	0.0000
<b>ASV_9469</b>	Mediterranean California	asexual	Herpetosiphonaceae	0.0000	21	0.0000	0.0000

<b>ASV_9797</b>	Mediterranean California	asexual	NA	0.0000	21	0.0000	0.0000
<b>ASV_9810</b>	Mediterranean California	asexual	Trueperaceae	0.0000	21	0.0000	0.0000
<b>ASV_9813</b>	Mediterranean California	asexual	NA	0.0000	21	0.0000	0.0000
<b>ASV_9879</b>	Mediterranean California	asexual	NA	0.0000	21	0.0000	0.0000
<b>ASV_4</b>	South Central Semiarid Prairie	asexual	Micrococcaceae	37.5766	1	NA	NA
<b>ASV_1</b>	South Central Semiarid Prairie	asexual	Dietziaceae	14.7264	1	NA	NA
<b>ASV_7</b>	South Central Semiarid Prairie	asexual	Lachnospiraceae	13.7480	1	NA	NA
<b>ASV_8</b>	South Central Semiarid Prairie	asexual	Brevibacteriaceae	6.2437	1	NA	NA
<b>ASV_12</b>	South Central Semiarid Prairie	asexual	Dermabacteraceae	6.1894	1	NA	NA
<b>ASV_11</b>	South Central Semiarid Prairie	asexual	Oscillospiraceae	2.5706	1	NA	NA
<b>ASV_6</b>	South Central Semiarid Prairie	asexual	Corynebacteriaceae	2.3563	1	NA	NA
<b>ASV_19</b>	South Central Semiarid Prairie	asexual	Nocardiaceae	2.3514	1	NA	NA
<b>ASV_24</b>	South Central Semiarid Prairie	asexual	Micrococcaceae	1.5340	1	NA	NA
<b>ASV_22</b>	South Central Semiarid Prairie	asexual	Ruminococcaceae	1.3381	1	NA	NA
<b>ASV_69</b>	South Central Semiarid Prairie	asexual	Geodermatophilaceae	1.1917	1	NA	NA
<b>ASV_162</b>	South Central Semiarid Prairie	asexual	Sphingomonadaceae	1.1820	1	NA	NA
<b>ASV_3</b>	South Central Semiarid Prairie	asexual	Helicobacteraceae	1.1045	1	NA	NA
<b>ASV_21</b>	South Central Semiarid Prairie	asexual	Intrasporangiaceae	0.9280	1	NA	NA
<b>ASV_20</b>	South Central Semiarid Prairie	asexual	Nocardiodaceae	0.8659	1	NA	NA
<b>ASV_97</b>	South Central Semiarid Prairie	asexual	Beijerinckiaceae	0.6157	1	NA	NA
<b>ASV_117</b>	South Central Semiarid Prairie	asexual	Marinifilaceae	0.5740	1	NA	NA
<b>ASV_345</b>	South Central Semiarid Prairie	asexual	Dermacoccaceae	0.5294	1	NA	NA
<b>ASV_49</b>	South Central Semiarid Prairie	asexual	Microbacteriaceae	0.4751	1	NA	NA
<b>ASV_18</b>	South Central Semiarid Prairie	asexual	Rhodobacteraceae	0.3568	1	NA	NA
<b>ASV_32</b>	South Central Semiarid Prairie	asexual	Bacteroidaceae	0.3355	1	NA	NA
<b>ASV_405</b>	South Central Semiarid Prairie	asexual	NA	0.3355	1	NA	NA
<b>ASV_309</b>	South Central Semiarid Prairie	asexual	Family XI	0.3103	1	NA	NA
<b>ASV_250</b>	South Central Semiarid Prairie	asexual	Butyricocccaceae	0.2463	1	NA	NA
<b>ASV_1285</b>	South Central Semiarid Prairie	asexual	NA	0.2444	1	NA	NA
<b>ASV_867</b>	South Central Semiarid Prairie	asexual	Gaiellaceae	0.1998	1	NA	NA
<b>ASV_139</b>	South Central Semiarid Prairie	asexual	Acetobacteraceae	0.1901	1	NA	NA
<b>ASV_121</b>	South Central Semiarid Prairie	asexual	NA	0.1833	1	NA	NA

<b>ASV_1686</b>	South Central Semiarid Prairie	asexual	Anaeromyxobacteraceae	0.1726	1	NA	NA
<b>ASV_153</b>	South Central Semiarid Prairie	asexual	Pseudonocardiaceae	0.1474	1	NA	NA
<b>ASV_2104</b>	South Central Semiarid Prairie	asexual	NA	0.1241	1	NA	NA
<b>ASV_1150</b>	South Central Semiarid Prairie	asexual	NA	0.1222	1	NA	NA
<b>ASV_815</b>	South Central Semiarid Prairie	asexual	NA	0.1135	1	NA	NA
<b>ASV_214</b>	South Central Semiarid Prairie	asexual	Eggerthellaceae	0.1047	1	NA	NA
<b>ASV_729</b>	South Central Semiarid Prairie	asexual	Longimicrobiaceae	0.0950	1	NA	NA
<b>ASV_538</b>	South Central Semiarid Prairie	asexual	Caulobacteraceae	0.0756	1	NA	NA
<b>ASV_660</b>	South Central Semiarid Prairie	asexual	Moraxellaceae	0.0718	1	NA	NA
<b>ASV_10</b>	South Central Semiarid Prairie	asexual	Clostridiaceae	0.0698	1	NA	NA
<b>ASV_2708</b>	South Central Semiarid Prairie	asexual	Bifidobacteriaceae	0.0659	1	NA	NA
<b>ASV_994</b>	South Central Semiarid Prairie	asexual	NA	0.0572	1	NA	NA
<b>ASV_282</b>	South Central Semiarid Prairie	asexual	Thermoactinomycetaceae	0.0388	1	NA	NA
<b>ASV_73</b>	South Central Semiarid Prairie	asexual	Cellulomonadaceae	0.0368	1	NA	NA
<b>ASV_1080</b>	South Central Semiarid Prairie	asexual	NA	0.0349	1	NA	NA
<b>ASV_4894</b>	South Central Semiarid Prairie	asexual	NA	0.0310	1	NA	NA
<b>ASV_468</b>	South Central Semiarid Prairie	asexual	Weeksellaceae	0.0252	1	NA	NA
<b>ASV_142</b>	South Central Semiarid Prairie	asexual	Streptomycetaceae	0.0223	1	NA	NA
<b>ASV_681</b>	South Central Semiarid Prairie	asexual	Sporichthyaceae	0.0155	1	NA	NA
<b>ASV_283</b>	South Central Semiarid Prairie	asexual	Micromonosporaceae	0.0145	1	NA	NA
<b>ASV_3766</b>	South Central Semiarid Prairie	asexual	NA	0.0145	1	NA	NA
<b>ASV_420</b>	South Central Semiarid Prairie	asexual	Enterobacteriaceae	0.0126	1	NA	NA
<b>ASV_439</b>	South Central Semiarid Prairie	asexual	Polyangiaceae	0.0078	1	NA	NA
<b>ASV_1974</b>	South Central Semiarid Prairie	asexual	NA	0.0048	1	NA	NA
<b>ASV_4700</b>	South Central Semiarid Prairie	asexual	Reyranellaceae	0.0039	1	NA	NA
<b>ASV_9813</b>	South Central Semiarid Prairie	asexual	NA	0.0039	1	NA	NA
<b>ASV_1110</b>	South Central Semiarid Prairie	asexual	Mycobacteriaceae	0.0029	1	NA	NA
<b>ASV_23</b>	South Central Semiarid Prairie	asexual	Diplorickettsiaceae	0.0029	1	NA	NA
<b>ASV_38</b>	South Central Semiarid Prairie	asexual	Tannerellaceae	0.0029	1	NA	NA
<b>ASV_552</b>	South Central Semiarid Prairie	asexual	Propionibacteriaceae	0.0019	1	NA	NA
<b>ASV_10092</b>	South Central Semiarid Prairie	asexual	NA	0.0000	1	NA	NA
<b>ASV_10319</b>	South Central Semiarid Prairie	asexual	Neisseriaceae	0.0000	1	NA	NA

<b>ASV_10336</b>	South Central Semiarid Prairie	asexual	Xanthomonadaceae	0.0000	1	NA	NA
<b>ASV_10434</b>	South Central Semiarid Prairie	asexual	NA	0.0000	1	NA	NA
<b>ASV_10439</b>	South Central Semiarid Prairie	asexual	NA	0.0000	1	NA	NA
<b>ASV_10617</b>	South Central Semiarid Prairie	asexual	Aerococcaceae	0.0000	1	NA	NA
<b>ASV_10922</b>	South Central Semiarid Prairie	asexual	NA	0.0000	1	NA	NA
<b>ASV_1096</b>	South Central Semiarid Prairie	asexual	UCG-010	0.0000	1	NA	NA
<b>ASV_1107</b>	South Central Semiarid Prairie	asexual	Muribaculaceae	0.0000	1	NA	NA
<b>ASV_11196</b>	South Central Semiarid Prairie	asexual	Vulgatibacteraceae	0.0000	1	NA	NA
<b>ASV_11270</b>	South Central Semiarid Prairie	asexual	Caedibacteraceae	0.0000	1	NA	NA
<b>ASV_11284</b>	South Central Semiarid Prairie	asexual	Salisediminibacteriaceae	0.0000	1	NA	NA
<b>ASV_11365</b>	South Central Semiarid Prairie	asexual	SM2D12	0.0000	1	NA	NA
<b>ASV_11493</b>	South Central Semiarid Prairie	asexual	Leptolyngbyaceae	0.0000	1	NA	NA
<b>ASV_11494</b>	South Central Semiarid Prairie	asexual	Magnetospiraceae	0.0000	1	NA	NA
<b>ASV_11504</b>	South Central Semiarid Prairie	asexual	NA	0.0000	1	NA	NA
<b>ASV_11538</b>	South Central Semiarid Prairie	asexual	NA	0.0000	1	NA	NA
<b>ASV_11541</b>	South Central Semiarid Prairie	asexual	Crocinitomicaceae	0.0000	1	NA	NA
<b>ASV_11608</b>	South Central Semiarid Prairie	asexual	FFCH9454	0.0000	1	NA	NA
<b>ASV_1162</b>	South Central Semiarid Prairie	asexual	Puniceispirillales Incerta	0.0000	1	NA	NA
<b>ASV_11668</b>	South Central Semiarid Prairie	asexual	Desulfobulbaceae	0.0000	1	NA	NA
<b>ASV_11680</b>	South Central Semiarid Prairie	asexual	Atopobiaceae	0.0000	1	NA	NA
<b>ASV_11787</b>	South Central Semiarid Prairie	asexual	Parachlamydiaceae	0.0000	1	NA	NA
<b>ASV_11833</b>	South Central Semiarid Prairie	asexual	Blrii41	0.0000	1	NA	NA
<b>ASV_11913</b>	South Central Semiarid Prairie	asexual	NA	0.0000	1	NA	NA
<b>ASV_11956</b>	South Central Semiarid Prairie	asexual	NA	0.0000	1	NA	NA
<b>ASV_1201</b>	South Central Semiarid Prairie	asexual	Sphingobacteriaceae	0.0000	1	NA	NA
<b>ASV_12171</b>	South Central Semiarid Prairie	asexual	NA	0.0000	1	NA	NA
<b>ASV_12229</b>	South Central Semiarid Prairie	asexual	NA	0.0000	1	NA	NA
<b>ASV_12365</b>	South Central Semiarid Prairie	asexual	Elusimicrobiaceae	0.0000	1	NA	NA
<b>ASV_12449</b>	South Central Semiarid Prairie	asexual	Steroidobacteraceae	0.0000	1	NA	NA
<b>ASV_12453</b>	South Central Semiarid Prairie	asexual	B1-7BS	0.0000	1	NA	NA
<b>ASV_1246</b>	South Central Semiarid Prairie	asexual	NA	0.0000	1	NA	NA
<b>ASV_12467</b>	South Central Semiarid Prairie	asexual	Coxiellaceae	0.0000	1	NA	NA

<b>ASV_12517</b>	South Central Semiarid Prairie	asexual	Aquaspirillaceae	0.0000	1	NA	NA
<b>ASV_12532</b>	South Central Semiarid Prairie	asexual	Bacteriovoraceae	0.0000	1	NA	NA
<b>ASV_12595</b>	South Central Semiarid Prairie	asexual	Demequinaceae	0.0000	1	NA	NA
<b>ASV_126</b>	South Central Semiarid Prairie	asexual	NA	0.0000	1	NA	NA
<b>ASV_12650</b>	South Central Semiarid Prairie	asexual	Morganellaceae	0.0000	1	NA	NA
<b>ASV_12655</b>	South Central Semiarid Prairie	asexual	Sporolactobacillaceae	0.0000	1	NA	NA
<b>ASV_1275</b>	South Central Semiarid Prairie	asexual	Actinomycetaceae	0.0000	1	NA	NA
<b>ASV_12858</b>	South Central Semiarid Prairie	asexual	NA	0.0000	1	NA	NA
<b>ASV_12860</b>	South Central Semiarid Prairie	asexual	Tepidisphaeraceae	0.0000	1	NA	NA
<b>ASV_129</b>	South Central Semiarid Prairie	asexual	Peptostreptococcaceae	0.0000	1	NA	NA
<b>ASV_12984</b>	South Central Semiarid Prairie	asexual	Acidimicrobiaceae	0.0000	1	NA	NA
<b>ASV_13067</b>	South Central Semiarid Prairie	asexual	AKAU3644	0.0000	1	NA	NA
<b>ASV_1308</b>	South Central Semiarid Prairie	asexual	Desulfotomaculaceae	0.0000	1	NA	NA
<b>ASV_13082</b>	South Central Semiarid Prairie	asexual	NA	0.0000	1	NA	NA
<b>ASV_13085</b>	South Central Semiarid Prairie	asexual	NA	0.0000	1	NA	NA
<b>ASV_13217</b>	South Central Semiarid Prairie	asexual	NA	0.0000	1	NA	NA
<b>ASV_1325</b>	South Central Semiarid Prairie	asexual	Acidobacteriaceae (Sub	0.0000	1	NA	NA
<b>ASV_13265</b>	South Central Semiarid Prairie	asexual	Veillonellaceae	0.0000	1	NA	NA
<b>ASV_13268</b>	South Central Semiarid Prairie	asexual	Aeromonadaceae	0.0000	1	NA	NA
<b>ASV_13269</b>	South Central Semiarid Prairie	asexual	Prolixibacteraceae	0.0000	1	NA	NA
<b>ASV_13301</b>	South Central Semiarid Prairie	asexual	NA	0.0000	1	NA	NA
<b>ASV_13305</b>	South Central Semiarid Prairie	asexual	NA	0.0000	1	NA	NA
<b>ASV_13328</b>	South Central Semiarid Prairie	asexual	NA	0.0000	1	NA	NA
<b>ASV_13329</b>	South Central Semiarid Prairie	asexual	NA	0.0000	1	NA	NA
<b>ASV_13344</b>	South Central Semiarid Prairie	asexual	vadinHA21	0.0000	1	NA	NA
<b>ASV_1340</b>	South Central Semiarid Prairie	asexual	Microtrichaceae	0.0000	1	NA	NA
<b>ASV_13507</b>	South Central Semiarid Prairie	asexual	Mycoplasmataceae	0.0000	1	NA	NA
<b>ASV_13511</b>	South Central Semiarid Prairie	asexual	Methylophagaceae	0.0000	1	NA	NA
<b>ASV_13581</b>	South Central Semiarid Prairie	asexual	Terasakiellaceae	0.0000	1	NA	NA
<b>ASV_13598</b>	South Central Semiarid Prairie	asexual	NA	0.0000	1	NA	NA
<b>ASV_13609</b>	South Central Semiarid Prairie	asexual	Stappiaceae	0.0000	1	NA	NA
<b>ASV_13614</b>	South Central Semiarid Prairie	asexual	Wohlfahrtiimonadaceae	0.0000	1	NA	NA

<b>ASV_13670</b>	South Central Semiarid Prairie	asexual	Phycisphaeraceae	0.0000	1	NA	NA
<b>ASV_13739</b>	South Central Semiarid Prairie	asexual	Koribacteraceae	0.0000	1	NA	NA
<b>ASV_13753</b>	South Central Semiarid Prairie	asexual	Yersiniaceae	0.0000	1	NA	NA
<b>ASV_13789</b>	South Central Semiarid Prairie	asexual	Zavarziniaceae	0.0000	1	NA	NA
<b>ASV_13922</b>	South Central Semiarid Prairie	asexual	Thermoanaerobaculaceae	0.0000	1	NA	NA
<b>ASV_13957</b>	South Central Semiarid Prairie	asexual	NA	0.0000	1	NA	NA
<b>ASV_13965</b>	South Central Semiarid Prairie	asexual	NA	0.0000	1	NA	NA
<b>ASV_14007</b>	South Central Semiarid Prairie	asexual	Rhodanobacteraceae	0.0000	1	NA	NA
<b>ASV_14037</b>	South Central Semiarid Prairie	asexual	Magnetospirillaceae	0.0000	1	NA	NA
<b>ASV_14123</b>	South Central Semiarid Prairie	asexual	NA	0.0000	1	NA	NA
<b>ASV_14142</b>	South Central Semiarid Prairie	asexual	Syntrophomonadaceae	0.0000	1	NA	NA
<b>ASV_14155</b>	South Central Semiarid Prairie	asexual	NA	0.0000	1	NA	NA
<b>ASV_14225</b>	South Central Semiarid Prairie	asexual	NA	0.0000	1	NA	NA
<b>ASV_14349</b>	South Central Semiarid Prairie	asexual	NA	0.0000	1	NA	NA
<b>ASV_1445</b>	South Central Semiarid Prairie	asexual	NA	0.0000	1	NA	NA
<b>ASV_14535</b>	South Central Semiarid Prairie	asexual	NA	0.0000	1	NA	NA
<b>ASV_14744</b>	South Central Semiarid Prairie	asexual	Alcaligenaceae	0.0000	1	NA	NA
<b>ASV_14757</b>	South Central Semiarid Prairie	asexual	Gemmataceae	0.0000	1	NA	NA
<b>ASV_1501</b>	South Central Semiarid Prairie	asexual	Sanguibacteraceae	0.0000	1	NA	NA
<b>ASV_152</b>	South Central Semiarid Prairie	asexual	3M1PL1-52 termite group	0.0000	1	NA	NA
<b>ASV_1554</b>	South Central Semiarid Prairie	asexual	Cryptosporangiaceae	0.0000	1	NA	NA
<b>ASV_1563</b>	South Central Semiarid Prairie	asexual	Erysipelatoclostridiaceae	0.0000	1	NA	NA
<b>ASV_1571</b>	South Central Semiarid Prairie	asexual	NA	0.0000	1	NA	NA
<b>ASV_1575</b>	South Central Semiarid Prairie	asexual	Defluviitaleaceae	0.0000	1	NA	NA
<b>ASV_1605</b>	South Central Semiarid Prairie	asexual	NA	0.0000	1	NA	NA
<b>ASV_161</b>	South Central Semiarid Prairie	asexual	Bacillaceae	0.0000	1	NA	NA
<b>ASV_163</b>	South Central Semiarid Prairie	asexual	Monoglobaceae	0.0000	1	NA	NA
<b>ASV_166</b>	South Central Semiarid Prairie	asexual	Tsukamurellaceae	0.0000	1	NA	NA
<b>ASV_1664</b>	South Central Semiarid Prairie	asexual	NA	0.0000	1	NA	NA
<b>ASV_1694</b>	South Central Semiarid Prairie	asexual	Marinococcaceae	0.0000	1	NA	NA
<b>ASV_1715</b>	South Central Semiarid Prairie	asexual	Eubacteriaceae	0.0000	1	NA	NA
<b>ASV_1813</b>	South Central Semiarid Prairie	asexual	D05-2	0.0000	1	NA	NA



<b>ASV_1864</b>	South Central Semiarid Prairie	asexual	Anaerofustaceae	0.0000	1	NA	NA
<b>ASV_1904</b>	South Central Semiarid Prairie	asexual	Cytophagaceae	0.0000	1	NA	NA
<b>ASV_1996</b>	South Central Semiarid Prairie	asexual	Thermincolaceae	0.0000	1	NA	NA
<b>ASV_2133</b>	South Central Semiarid Prairie	asexual	Nitrospiraceae	0.0000	1	NA	NA
<b>ASV_2146</b>	South Central Semiarid Prairie	asexual	NA	0.0000	1	NA	NA
<b>ASV_2156</b>	South Central Semiarid Prairie	asexual	Hyphomicrobiaceae	0.0000	1	NA	NA
<b>ASV_2172</b>	South Central Semiarid Prairie	asexual	Hungateiclostridiaceae	0.0000	1	NA	NA
<b>ASV_2211</b>	South Central Semiarid Prairie	asexual	NA	0.0000	1	NA	NA
<b>ASV_2306</b>	South Central Semiarid Prairie	asexual	NA	0.0000	1	NA	NA
<b>ASV_2367</b>	South Central Semiarid Prairie	asexual	Abditobacteriaceae	0.0000	1	NA	NA
<b>ASV_2445</b>	South Central Semiarid Prairie	asexual	Streptosporangiales Inc	0.0000	1	NA	NA
<b>ASV_2450</b>	South Central Semiarid Prairie	asexual	Prevotellaceae	0.0000	1	NA	NA
<b>ASV_2482</b>	South Central Semiarid Prairie	asexual	NA	0.0000	1	NA	NA
<b>ASV_2494</b>	South Central Semiarid Prairie	asexual	Thermicanaceae	0.0000	1	NA	NA
<b>ASV_2506</b>	South Central Semiarid Prairie	asexual	Acidothermaceae	0.0000	1	NA	NA
<b>ASV_2522</b>	South Central Semiarid Prairie	asexual	Beutenbergiaceae	0.0000	1	NA	NA
<b>ASV_2550</b>	South Central Semiarid Prairie	asexual	Spirosomaceae	0.0000	1	NA	NA
<b>ASV_2554</b>	South Central Semiarid Prairie	asexual	Fusobacteriaceae	0.0000	1	NA	NA
<b>ASV_259</b>	South Central Semiarid Prairie	asexual	Enterococcaceae	0.0000	1	NA	NA
<b>ASV_2606</b>	South Central Semiarid Prairie	asexual	Euzebyaceae	0.0000	1	NA	NA
<b>ASV_2624</b>	South Central Semiarid Prairie	asexual	Unknown Family	0.0000	1	NA	NA
<b>ASV_2687</b>	South Central Semiarid Prairie	asexual	Unknown Family	0.0000	1	NA	NA
<b>ASV_2726</b>	South Central Semiarid Prairie	asexual	Bdellovibrionaceae	0.0000	1	NA	NA
<b>ASV_2819</b>	South Central Semiarid Prairie	asexual	Micropepsaceae	0.0000	1	NA	NA
<b>ASV_2892</b>	South Central Semiarid Prairie	asexual	NA	0.0000	1	NA	NA
<b>ASV_29</b>	South Central Semiarid Prairie	asexual	[Eubacterium] coprostar	0.0000	1	NA	NA
<b>ASV_2959</b>	South Central Semiarid Prairie	asexual	Phaselocystidaceae	0.0000	1	NA	NA
<b>ASV_2986</b>	South Central Semiarid Prairie	asexual	Actinospicaceae	0.0000	1	NA	NA
<b>ASV_2996</b>	South Central Semiarid Prairie	asexual	Nitrosococcaceae	0.0000	1	NA	NA
<b>ASV_3064</b>	South Central Semiarid Prairie	asexual	Paludibacteraceae	0.0000	1	NA	NA
<b>ASV_3114</b>	South Central Semiarid Prairie	asexual	Solibacteraceae	0.0000	1	NA	NA
<b>ASV_3144</b>	South Central Semiarid Prairie	asexual	Roseiflexaceae	0.0000	1	NA	NA

<b>ASV_3155</b>	South Central Semiarid Prairie	asexual	NA	0.0000	1	NA	NA
<b>ASV_317</b>	South Central Semiarid Prairie	asexual	Hafniaceae	0.0000	1	NA	NA
<b>ASV_3179</b>	South Central Semiarid Prairie	asexual	Sulfurospirillaceae	0.0000	1	NA	NA
<b>ASV_3356</b>	South Central Semiarid Prairie	asexual	Caldalkalibacillaceae	0.0000	1	NA	NA
<b>ASV_3376</b>	South Central Semiarid Prairie	asexual	Sandaracinaceae	0.0000	1	NA	NA
<b>ASV_3410</b>	South Central Semiarid Prairie	asexual	Selenomonadaceae	0.0000	1	NA	NA
<b>ASV_3419</b>	South Central Semiarid Prairie	asexual	Dysgonomonadaceae	0.0000	1	NA	NA
<b>ASV_3442</b>	South Central Semiarid Prairie	asexual	NA	0.0000	1	NA	NA
<b>ASV_3453</b>	South Central Semiarid Prairie	asexual	Streptococcaceae	0.0000	1	NA	NA
<b>ASV_3457</b>	South Central Semiarid Prairie	asexual	Sedimentibacteraceae	0.0000	1	NA	NA
<b>ASV_347</b>	South Central Semiarid Prairie	asexual	Azospirillaceae	0.0000	1	NA	NA
<b>ASV_3501</b>	South Central Semiarid Prairie	asexual	NA	0.0000	1	NA	NA
<b>ASV_3510</b>	South Central Semiarid Prairie	asexual	A0839	0.0000	1	NA	NA
<b>ASV_3519</b>	South Central Semiarid Prairie	asexual	NA	0.0000	1	NA	NA
<b>ASV_3549</b>	South Central Semiarid Prairie	asexual	NA	0.0000	1	NA	NA
<b>ASV_362</b>	South Central Semiarid Prairie	asexual	Thermomonosporaceae	0.0000	1	NA	NA
<b>ASV_3627</b>	South Central Semiarid Prairie	asexual	Ethanoligenenaceae	0.0000	1	NA	NA
<b>ASV_3660</b>	South Central Semiarid Prairie	asexual	Paracaedibacteraceae	0.0000	1	NA	NA
<b>ASV_3726</b>	South Central Semiarid Prairie	asexual	Rhodothermaceae	0.0000	1	NA	NA
<b>ASV_3769</b>	South Central Semiarid Prairie	asexual	Williamwhitmaniaceae	0.0000	1	NA	NA
<b>ASV_3781</b>	South Central Semiarid Prairie	asexual	Coleofasciculaceae	0.0000	1	NA	NA
<b>ASV_3972</b>	South Central Semiarid Prairie	asexual	NA	0.0000	1	NA	NA
<b>ASV_4022</b>	South Central Semiarid Prairie	asexual	Pseudomonadaceae	0.0000	1	NA	NA
<b>ASV_404</b>	South Central Semiarid Prairie	asexual	Kineosporiaceae	0.0000	1	NA	NA
<b>ASV_4085</b>	South Central Semiarid Prairie	asexual	NA	0.0000	1	NA	NA
<b>ASV_4086</b>	South Central Semiarid Prairie	asexual	Nostocaceae	0.0000	1	NA	NA
<b>ASV_410</b>	South Central Semiarid Prairie	asexual	Ilumatobacteraceae	0.0000	1	NA	NA
<b>ASV_4124</b>	South Central Semiarid Prairie	asexual	Leptotrichiaceae	0.0000	1	NA	NA
<b>ASV_417</b>	South Central Semiarid Prairie	asexual	Streptosporangiaceae	0.0000	1	NA	NA
<b>ASV_4184</b>	South Central Semiarid Prairie	asexual	Methyloligellaceae	0.0000	1	NA	NA
<b>ASV_4224</b>	South Central Semiarid Prairie	asexual	NA	0.0000	1	NA	NA
<b>ASV_4227</b>	South Central Semiarid Prairie	asexual	Halomonadaceae	0.0000	1	NA	NA

<b>ASV_4236</b>	South Central Semiarid Prairie	asexual	Fibrobacteraceae	0.0000	1	NA	NA
<b>ASV_4284</b>	South Central Semiarid Prairie	asexual	Ardenticatenaceae	0.0000	1	NA	NA
<b>ASV_4291</b>	South Central Semiarid Prairie	asexual	NA	0.0000	1	NA	NA
<b>ASV_4297</b>	South Central Semiarid Prairie	asexual	NA	0.0000	1	NA	NA
<b>ASV_4341</b>	South Central Semiarid Prairie	asexual	Simkaniaceae	0.0000	1	NA	NA
<b>ASV_4399</b>	South Central Semiarid Prairie	asexual	Anaplasmataceae	0.0000	1	NA	NA
<b>ASV_44</b>	South Central Semiarid Prairie	asexual	Rikenellaceae	0.0000	1	NA	NA
<b>ASV_442</b>	South Central Semiarid Prairie	asexual	Rhizobiaceae	0.0000	1	NA	NA
<b>ASV_4558</b>	South Central Semiarid Prairie	asexual	Myxococcaceae	0.0000	1	NA	NA
<b>ASV_456</b>	South Central Semiarid Prairie	asexual	Promicromonosporaceae	0.0000	1	NA	NA
<b>ASV_4602</b>	South Central Semiarid Prairie	asexual	Lactobacillaceae	0.0000	1	NA	NA
<b>ASV_4645</b>	South Central Semiarid Prairie	asexual	Dongiaceae	0.0000	1	NA	NA
<b>ASV_4655</b>	South Central Semiarid Prairie	asexual	Iamiaceae	0.0000	1	NA	NA
<b>ASV_4673</b>	South Central Semiarid Prairie	asexual	NA	0.0000	1	NA	NA
<b>ASV_474</b>	South Central Semiarid Prairie	asexual	Chitinophagaceae	0.0000	1	NA	NA
<b>ASV_4747</b>	South Central Semiarid Prairie	asexual	Solirubrobacteraceae	0.0000	1	NA	NA
<b>ASV_4785</b>	South Central Semiarid Prairie	asexual	Oxobacteraceae	0.0000	1	NA	NA
<b>ASV_481</b>	South Central Semiarid Prairie	asexual	Oxalobacteraceae	0.0000	1	NA	NA
<b>ASV_483</b>	South Central Semiarid Prairie	asexual	Hymenobacteraceae	0.0000	1	NA	NA
<b>ASV_4929</b>	South Central Semiarid Prairie	asexual	Erysipelotrichaceae	0.0000	1	NA	NA
<b>ASV_493</b>	South Central Semiarid Prairie	asexual	Frankiaceae	0.0000	1	NA	NA
<b>ASV_4934</b>	South Central Semiarid Prairie	asexual	NA	0.0000	1	NA	NA
<b>ASV_5057</b>	South Central Semiarid Prairie	asexual	Nitriliruptoraceae	0.0000	1	NA	NA
<b>ASV_5059</b>	South Central Semiarid Prairie	asexual	NA	0.0000	1	NA	NA
<b>ASV_5102</b>	South Central Semiarid Prairie	asexual	NA	0.0000	1	NA	NA
<b>ASV_512</b>	South Central Semiarid Prairie	asexual	Geminococcaceae	0.0000	1	NA	NA
<b>ASV_5152</b>	South Central Semiarid Prairie	asexual	Rickettsiaceae	0.0000	1	NA	NA
<b>ASV_5154</b>	South Central Semiarid Prairie	asexual	KF-JG30-B3	0.0000	1	NA	NA
<b>ASV_5177</b>	South Central Semiarid Prairie	asexual	Candidatus Jidaibacter	0.0000	1	NA	NA
<b>ASV_5248</b>	South Central Semiarid Prairie	asexual	Phormidiaceae	0.0000	1	NA	NA
<b>ASV_5250</b>	South Central Semiarid Prairie	asexual	WD2101 soil group	0.0000	1	NA	NA
<b>ASV_5301</b>	South Central Semiarid Prairie	asexual	Glycomycetaceae	0.0000	1	NA	NA

<b>ASV_5314</b>	South Central Semiarid Prairie	asexual	Marinilabiliaceae	0.0000	1	NA	NA
<b>ASV_5351</b>	South Central Semiarid Prairie	asexual	NA	0.0000	1	NA	NA
<b>ASV_5389</b>	South Central Semiarid Prairie	asexual	Desulfotomaculales Incertae	0.0000	1	NA	NA
<b>ASV_5396</b>	South Central Semiarid Prairie	asexual	Caloramatoraceae	0.0000	1	NA	NA
<b>ASV_5486</b>	South Central Semiarid Prairie	asexual	Microscillaceae	0.0000	1	NA	NA
<b>ASV_5504</b>	South Central Semiarid Prairie	asexual	Alicyclobacillaceae	0.0000	1	NA	NA
<b>ASV_5527</b>	South Central Semiarid Prairie	asexual	Comamonadaceae	0.0000	1	NA	NA
<b>ASV_5553</b>	South Central Semiarid Prairie	asexual	Rhizobiales Incertae Sedis	0.0000	1	NA	NA
<b>ASV_5631</b>	South Central Semiarid Prairie	asexual	Sporomusaceae	0.0000	1	NA	NA
<b>ASV_5638</b>	South Central Semiarid Prairie	asexual	NA	0.0000	1	NA	NA
<b>ASV_5681</b>	South Central Semiarid Prairie	asexual	Rhodospirillaceae	0.0000	1	NA	NA
<b>ASV_57</b>	South Central Semiarid Prairie	asexual	Devosiaceae	0.0000	1	NA	NA
<b>ASV_571</b>	South Central Semiarid Prairie	asexual	Flavobacteriaceae	0.0000	1	NA	NA
<b>ASV_5823</b>	South Central Semiarid Prairie	asexual	Competibacteraceae	0.0000	1	NA	NA
<b>ASV_586</b>	South Central Semiarid Prairie	asexual	Saccharimonadaceae	0.0000	1	NA	NA
<b>ASV_5887</b>	South Central Semiarid Prairie	asexual	Budviciaceae	0.0000	1	NA	NA
<b>ASV_5915</b>	South Central Semiarid Prairie	asexual	env.OPS 17	0.0000	1	NA	NA
<b>ASV_5924</b>	South Central Semiarid Prairie	asexual	Exiguobacteraceae	0.0000	1	NA	NA
<b>ASV_604</b>	South Central Semiarid Prairie	asexual	Hydrogenoanaerobacterium	0.0000	1	NA	NA
<b>ASV_6091</b>	South Central Semiarid Prairie	asexual	JG30-KF-CM45	0.0000	1	NA	NA
<b>ASV_6102</b>	South Central Semiarid Prairie	asexual	NA	0.0000	1	NA	NA
<b>ASV_6172</b>	South Central Semiarid Prairie	asexual	Inquilinaceae	0.0000	1	NA	NA
<b>ASV_621</b>	South Central Semiarid Prairie	asexual	NA	0.0000	1	NA	NA
<b>ASV_624</b>	South Central Semiarid Prairie	asexual	Bryobacteraceae	0.0000	1	NA	NA

<b>ASV_6308</b>	Tamaulipas - Texas Semiarid	asexual	Barnesiellaceae	0.0000	3	0.0000	0.0000
<b>ASV_6395</b>	Tamaulipas - Texas Semiarid	asexual	Campylobacteraceae	0.0000	3	0.0000	0.0000
<b>ASV_6397</b>	Tamaulipas - Texas Semiarid	asexual	NA	0.0000	3	0.0000	0.0000
<b>ASV_6560</b>	Tamaulipas - Texas Semiarid	asexual	Rubrobacteriaceae	0.0000	3	0.0000	0.0000
<b>ASV_6583</b>	Tamaulipas - Texas Semiarid	asexual	NA	0.0000	3	0.0000	0.0000
<b>ASV_6643</b>	Tamaulipas - Texas Semiarid	asexual	Gemellaceae	0.0000	3	0.0000	0.0000

<b>ASV_6732</b>	Tamaulipas - Texas Semiarid	asexual	Hyphomonadaceae	0.0000	3	0.0000	0.0000
<b>ASV_6794</b>	Tamaulipas - Texas Semiarid	asexual	Carnobacteriaceae	0.0000	3	0.0000	0.0000
<b>ASV_681</b>	Tamaulipas - Texas Semiarid	asexual	Sporichthyaceae	0.0000	3	0.0000	0.0000
<b>ASV_685</b>	Tamaulipas - Texas Semiarid	asexual	NA	0.0000	3	0.0000	0.0000
<b>ASV_6978</b>	Tamaulipas - Texas Semiarid	asexual	Defluviicoccaceae	0.0000	3	0.0000	0.0000
<b>ASV_7023</b>	Tamaulipas - Texas Semiarid	asexual	NA	0.0000	3	0.0000	0.0000
<b>ASV_7025</b>	Tamaulipas - Texas Semiarid	asexual	Cyclobacteriaceae	0.0000	3	0.0000	0.0000
<b>ASV_7083</b>	Tamaulipas - Texas Semiarid	asexual	Synergistaceae	0.0000	3	0.0000	0.0000
<b>ASV_7107</b>	Tamaulipas - Texas Semiarid	asexual	Bogoriellaceae	0.0000	3	0.0000	0.0000
<b>ASV_711</b>	Tamaulipas - Texas Semiarid	asexual	Pleomorphomonadaceae	0.0000	3	0.0000	0.0000
<b>ASV_7111</b>	Tamaulipas - Texas Semiarid	asexual	Family III	0.0000	3	0.0000	0.0000
<b>ASV_7146</b>	Tamaulipas - Texas Semiarid	asexual	Planococcaceae	0.0000	3	0.0000	0.0000
<b>ASV_7358</b>	Tamaulipas - Texas Semiarid	asexual	Methylophilaceae	0.0000	3	0.0000	0.0000
<b>ASV_7459</b>	Tamaulipas - Texas Semiarid	asexual	NA	0.0000	3	0.0000	0.0000
<b>ASV_7464</b>	Tamaulipas - Texas Semiarid	asexual	Blastocatellaceae	0.0000	3	0.0000	0.0000
<b>ASV_7490</b>	Tamaulipas - Texas Semiarid	asexual	COB P4-1 termite group	0.0000	3	0.0000	0.0000
<b>ASV_753</b>	Tamaulipas - Texas Semiarid	asexual	[Clostridium] methylpen	0.0000	3	0.0000	0.0000
<b>ASV_7533</b>	Tamaulipas - Texas Semiarid	asexual	Saprosiraceae	0.0000	3	0.0000	0.0000
<b>ASV_758</b>	Tamaulipas - Texas Semiarid	asexual	Coriobacteriales Incerta	0.0000	3	0.0000	0.0000
<b>ASV_7766</b>	Tamaulipas - Texas Semiarid	asexual	AKYH767	0.0000	3	0.0000	0.0000
<b>ASV_7838</b>	Tamaulipas - Texas Semiarid	asexual	Sulfuricellaceae	0.0000	3	0.0000	0.0000
<b>ASV_7869</b>	Tamaulipas - Texas Semiarid	asexual	Silvanigrellaceae	0.0000	3	0.0000	0.0000
<b>ASV_7906</b>	Tamaulipas - Texas Semiarid	asexual	LWQ8	0.0000	3	0.0000	0.0000
<b>ASV_795</b>	Tamaulipas - Texas Semiarid	asexual	Labraceae	0.0000	3	0.0000	0.0000
<b>ASV_7964</b>	Tamaulipas - Texas Semiarid	asexual	AKYG1722	0.0000	3	0.0000	0.0000
<b>ASV_7971</b>	Tamaulipas - Texas Semiarid	asexual	Vicinamibacteraceae	0.0000	3	0.0000	0.0000
<b>ASV_8058</b>	Tamaulipas - Texas Semiarid	asexual	NA	0.0000	3	0.0000	0.0000
<b>ASV_8060</b>	Tamaulipas - Texas Semiarid	asexual	NA	0.0000	3	0.0000	0.0000
<b>ASV_8089</b>	Tamaulipas - Texas Semiarid	asexual	Isosphaeraceae	0.0000	3	0.0000	0.0000
<b>ASV_838</b>	Tamaulipas - Texas Semiarid	asexual	Erwiniaceae	0.0000	3	0.0000	0.0000
<b>ASV_8455</b>	Tamaulipas - Texas Semiarid	asexual	NA	0.0000	3	0.0000	0.0000
<b>ASV_8458</b>	Tamaulipas - Texas Semiarid	asexual	Burkholderiaceae	0.0000	3	0.0000	0.0000

<b>ASV_8486</b>	Tamaulipas - Texas Semiarid	asexual	Entotheonellaceae	0.0000	3	0.0000	0.0000
<b>ASV_8496</b>	Tamaulipas - Texas Semiarid	asexual	NA	0.0000	3	0.0000	0.0000
<b>ASV_8560</b>	Tamaulipas - Texas Semiarid	asexual	Endomicrobiaceae	0.0000	3	0.0000	0.0000
<b>ASV_8572</b>	Tamaulipas - Texas Semiarid	asexual	Nocardioseae	0.0000	3	0.0000	0.0000
<b>ASV_8588</b>	Tamaulipas - Texas Semiarid	asexual	Paenibacillaceae	0.0000	3	0.0000	0.0000
<b>ASV_8715</b>	Tamaulipas - Texas Semiarid	asexual	NA	0.0000	3	0.0000	0.0000
<b>ASV_8883</b>	Tamaulipas - Texas Semiarid	asexual	Nitrosomonadaceae	0.0000	3	0.0000	0.0000
<b>ASV_8903</b>	Tamaulipas - Texas Semiarid	asexual	NA	0.0000	3	0.0000	0.0000
<b>ASV_9043</b>	Tamaulipas - Texas Semiarid	asexual	NA	0.0000	3	0.0000	0.0000
<b>ASV_9092</b>	Tamaulipas - Texas Semiarid	asexual	Rs-E47 termite group	0.0000	3	0.0000	0.0000
<b>ASV_912</b>	Tamaulipas - Texas Semiarid	asexual	NA	0.0000	3	0.0000	0.0000
<b>ASV_9144</b>	Tamaulipas - Texas Semiarid	asexual	NA	0.0000	3	0.0000	0.0000
<b>ASV_9161</b>	Tamaulipas - Texas Semiarid	asexual	Legionellaceae	0.0000	3	0.0000	0.0000
<b>ASV_9242</b>	Tamaulipas - Texas Semiarid	asexual	NA	0.0000	3	0.0000	0.0000
<b>ASV_9364</b>	Tamaulipas - Texas Semiarid	asexual	Micrococcales Incertae	0.0000	3	0.0000	0.0000
<b>ASV_9379</b>	Tamaulipas - Texas Semiarid	asexual	Pasteurellaceae	0.0000	3	0.0000	0.0000
<b>ASV_9469</b>	Tamaulipas - Texas Semiarid	asexual	Herpetosiphonaceae	0.0000	3	0.0000	0.0000
<b>ASV_9488</b>	Tamaulipas - Texas Semiarid	asexual	NA	0.0000	3	0.0000	0.0000
<b>ASV_9515</b>	Tamaulipas - Texas Semiarid	asexual	Rhodomicrobiaceae	0.0000	3	0.0000	0.0000
<b>ASV_9517</b>	Tamaulipas - Texas Semiarid	asexual	Chloroflexaceae	0.0000	3	0.0000	0.0000
<b>ASV_96</b>	Tamaulipas - Texas Semiarid	asexual	Christensenellaceae	0.0000	3	0.0000	0.0000
<b>ASV_9672</b>	Tamaulipas - Texas Semiarid	asexual	Methylophilaceae	0.0000	3	0.0000	0.0000
<b>ASV_9715</b>	Tamaulipas - Texas Semiarid	asexual	Desulfotobiaceae	0.0000	3	0.0000	0.0000
<b>ASV_98</b>	Tamaulipas - Texas Semiarid	asexual	Desulfovibrionaceae	0.0000	3	0.0000	0.0000
<b>ASV_9810</b>	Tamaulipas - Texas Semiarid	asexual	Trueperaceae	0.0000	3	0.0000	0.0000
<b>ASV_9813</b>	Tamaulipas - Texas Semiarid	asexual	NA	0.0000	3	0.0000	0.0000
<b>ASV_9818</b>	Tamaulipas - Texas Semiarid	asexual	67-14	0.0000	3	0.0000	0.0000
<b>ASV_9871</b>	Tamaulipas - Texas Semiarid	asexual	Nannocystaceae	0.0000	3	0.0000	0.0000
<b>ASV_9879</b>	Tamaulipas - Texas Semiarid	asexual	NA	0.0000	3	0.0000	0.0000
<b>ASV_9931</b>	Tamaulipas - Texas Semiarid	asexual	Caldilineaceae	0.0000	3	0.0000	0.0000
<b>ASV_994</b>	Tamaulipas - Texas Semiarid	asexual	NA	0.0000	3	0.0000	0.0000
<b>ASV_1</b>	Warm North American Deser	asexual	Dietziaceae	36.1225	35	43.7552	7.3960

<b>ASV_4</b>	Warm North American Deser	asexual	Micrococcacea	16.3695	35	31.3132	5.2929
<b>ASV_7</b>	Warm North American Deser	asexual	Lachnospiraceae	10.2614	35	17.2919	2.9229
<b>ASV_10</b>	Warm North American Deser	asexual	Clostridiaceae	2.7614	35	12.9418	2.1876
<b>ASV_69</b>	Warm North American Deser	asexual	Geodermatophilaceae	2.3198	35	3.4899	0.5899
<b>ASV_21</b>	Warm North American Deser	asexual	Intrasporangiaceae	2.0099	35	10.9764	1.8554
<b>ASV_24</b>	Warm North American Deser	asexual	Micrococcaceae	1.9731	35	4.4594	0.7538
<b>ASV_20</b>	Warm North American Deser	asexual	Nocardiodaceae	1.9492	35	3.3002	0.5578
<b>ASV_11</b>	Warm North American Deser	asexual	Oscillospiraceae	1.9284	35	4.3876	0.7416
<b>ASV_97</b>	Warm North American Deser	asexual	Beijerinckiaceae	1.6008	35	2.8353	0.4793
<b>ASV_162</b>	Warm North American Deser	asexual	Sphingomonadaceae	1.4734	35	2.7535	0.4654
<b>ASV_32</b>	Warm North American Deser	asexual	Bacteroidaceae	1.4511	35	3.3458	0.5655
<b>ASV_22</b>	Warm North American Deser	asexual	Ruminococcaceae	1.4167	35	3.5050	0.5925
<b>ASV_6</b>	Warm North American Deser	asexual	Corynebacteriaceae	1.3594	35	4.5955	0.7768
<b>ASV_18</b>	Warm North American Deser	asexual	Rhodobacteraceae	1.0357	35	2.8026	0.4737
<b>ASV_420</b>	Warm North American Deser	asexual	Enterobacteriaceae	0.9849	35	1.9376	0.3275
<b>ASV_49</b>	Warm North American Deser	asexual	Microbacteriaceae	0.8742	35	1.9697	0.3329
<b>ASV_12</b>	Warm North American Deser	asexual	Dermabacteraceae	0.8002	35	3.9578	0.6690
<b>ASV_19</b>	Warm North American Deser	asexual	Nocardiaceae	0.7615	35	2.8065	0.4744
<b>ASV_38</b>	Warm North American Deser	asexual	Tannerellaceae	0.6940	35	2.2170	0.3747
<b>ASV_98</b>	Warm North American Deser	asexual	Desulfovibrionaceae	0.6544	35	1.8026	0.3047
<b>ASV_309</b>	Warm North American Deser	asexual	Family XI	0.5612	35	2.1336	0.3606
<b>ASV_139</b>	Warm North American Deser	asexual	Acetobacteraceae	0.5541	35	1.0510	0.1777
<b>ASV_142</b>	Warm North American Deser	asexual	Streptomycetaceae	0.5073	35	1.3561	0.2292
<b>ASV_86</b>	Warm North American Deser	asexual	Anaerovoracaceae	0.4835	35	1.3584	0.2296
<b>ASV_166</b>	Warm North American Deser	asexual	Tsukamurellaceae	0.4810	35	2.6446	0.4470
<b>ASV_117</b>	Warm North American Deser	asexual	Marinifilaceae	0.4282	35	1.1774	0.1990
<b>ASV_283</b>	Warm North American Deser	asexual	Micromonosporaceae	0.4103	35	0.9849	0.1665
<b>ASV_161</b>	Warm North American Deser	asexual	Bacillaceae	0.3904	35	1.3527	0.2286
<b>ASV_153</b>	Warm North American Deser	asexual	Pseudonocardiaceae	0.3612	35	0.6077	0.1027
<b>ASV_29</b>	Warm North American Deser	asexual	[Eubacterium] coprosta	0.3050	35	1.1592	0.1959
<b>ASV_73</b>	Warm North American Deser	asexual	Cellulomonadaceae	0.3016	35	0.5478	0.0926
<b>ASV_121</b>	Warm North American Deser	asexual	NA	0.2919	35	0.5545	0.0937

<b>ASV_250</b>	Warm North American Deser	asexual	Butyricicoccaceae	0.2760	35	0.6928	0.1171
<b>ASV_214</b>	Warm North American Deser	asexual	Eggerthellaceae	0.2617	35	0.9185	0.1553
<b>ASV_44</b>	Warm North American Deser	asexual	Rikenellaceae	0.2492	35	0.6761	0.1143
<b>ASV_404</b>	Warm North American Deser	asexual	Kineosporiaceae	0.2462	35	0.5330	0.0901
<b>ASV_483</b>	Warm North American Deser	asexual	Hymenobacteraceae	0.2421	35	0.5903	0.0998
<b>ASV_474</b>	Warm North American Deser	asexual	Chitinophagaceae	0.2415	35	0.6582	0.1113
<b>ASV_259</b>	Warm North American Deser	asexual	Enterococcaceae	0.2356	35	0.7911	0.1337
<b>ASV_660</b>	Warm North American Deser	asexual	Moraxellaceae	0.2342	35	0.5230	0.0884
<b>ASV_442</b>	Warm North American Deser	asexual	Rhizobiaceae	0.2266	35	0.3940	0.0666
<b>ASV_345</b>	Warm North American Deser	asexual	Dermacoccaceae	0.2125	35	1.1027	0.1864
<b>ASV_538</b>	Warm North American Deser	asexual	Caulobacteraceae	0.1969	35	0.4294	0.0726
<b>ASV_729</b>	Warm North American Deser	asexual	Longimicrobiaceae	0.1491	35	0.4122	0.0697
<b>ASV_129</b>	Warm North American Deser	asexual	Peptostreptococcaceae	0.1485	35	0.4300	0.0727
<b>ASV_3</b>	Warm North American Deser	asexual	Helicobacteraceae	0.1484	35	0.4648	0.0786
<b>ASV_2494</b>	Warm North American Deser	asexual	Thermicanaceae	0.1281	35	0.6772	0.1145
<b>ASV_807</b>	Warm North American Deser	asexual	Gemmatimonadaceae	0.1255	35	0.2494	0.0422
<b>ASV_282</b>	Warm North American Deser	asexual	Thermoactinomycetaceae	0.1215	35	0.6765	0.1144
<b>ASV_728</b>	Warm North American Deser	asexual	Xanthobacteraceae	0.1205	35	0.2465	0.0417
<b>ASV_57</b>	Warm North American Deser	asexual	Devosiaceae	0.1191	35	0.2529	0.0428
<b>ASV_347</b>	Warm North American Deser	asexual	Azospirillaceae	0.1090	35	0.3665	0.0620
<b>ASV_1150</b>	Warm North American Deser	asexual	NA	0.1051	35	0.2426	0.0410
<b>ASV_912</b>	Warm North American Deser	asexual	NA	0.0912	35	0.4342	0.0734
<b>ASV_2104</b>	Warm North American Deser	asexual	NA	0.0885	35	0.2068	0.0350
<b>ASV_8</b>	Warm North American Deser	asexual	Brevibacteriaceae	0.0854	35	0.2160	0.0365
<b>ASV_410</b>	Warm North American Deser	asexual	Ilumatobacteraceae	0.0783	35	0.1838	0.0311
<b>ASV_512</b>	Warm North American Deser	asexual	Geminicoccaceae	0.0778	35	0.1886	0.0319
<b>ASV_867</b>	Warm North American Deser	asexual	Gaiellaceae	0.0607	35	0.2220	0.0375
<b>ASV_624</b>	Warm North American Deser	asexual	Bryobacteraceae	0.0600	35	0.1404	0.0237
<b>ASV_468</b>	Warm North American Deser	asexual	Weeksellaceae	0.0554	35	0.2102	0.0355
<b>ASV_362</b>	Warm North American Deser	asexual	Thermomonosporaceae	0.0531	35	0.1153	0.0195
<b>ASV_417</b>	Warm North American Deser	asexual	Streptosporangiaceae	0.0529	35	0.1590	0.0269
<b>ASV_439</b>	Warm North American Deser	asexual	Polyangiaceae	0.0501	35	0.2236	0.0378



<b>ASV_817</b>	Warm North American Deser	asexual	Porphyromonadaceae	0.0464	35	0.1775	0.0300
<b>ASV_815</b>	Warm North American Deser	asexual	NA	0.0431	35	0.1029	0.0174
<b>ASV_681</b>	Warm North American Deser	asexual	Sporichthyaceae	0.0395	35	0.1186	0.0200
<b>ASV_317</b>	Warm North American Deser	asexual	Hafniaceae	0.0380	35	0.2251	0.0380
<b>ASV_96</b>	Warm North American Deser	asexual	Christensenellaceae	0.0358	35	0.0833	0.0141
<b>ASV_5553</b>	Warm North American Deser	asexual	Rhizobiales Incertae Se	0.0357	35	0.1260	0.0213
<b>ASV_1246</b>	Warm North American Deser	asexual	NA	0.0347	35	0.0863	0.0146
<b>ASV_91</b>	Warm North American Deser	asexual	Peptococcaceae	0.0345	35	0.1032	0.0174
<b>ASV_1275</b>	Warm North American Deser	asexual	Actinomycetaceae	0.0342	35	0.1045	0.0177
<b>ASV_2554</b>	Warm North American Deser	asexual	Fusobacteriaceae	0.0341	35	0.1144	0.0193
<b>ASV_4785</b>	Warm North American Deser	asexual	Oxobacteraceae	0.0340	35	0.1806	0.0305
<b>ASV_1110</b>	Warm North American Deser	asexual	Mycobacteriaceae	0.0339	35	0.0800	0.0135
<b>ASV_126</b>	Warm North American Deser	asexual	NA	0.0324	35	0.1342	0.0227
<b>ASV_604</b>	Warm North American Deser	asexual	Hydrogenoanaerobacte	0.0315	35	0.0871	0.0147
<b>ASV_1080</b>	Warm North American Deser	asexual	NA	0.0309	35	0.0899	0.0152
<b>ASV_1664</b>	Warm North American Deser	asexual	NA	0.0299	35	0.1138	0.0192
<b>ASV_6397</b>	Warm North American Deser	asexual	NA	0.0280	35	0.0946	0.0160
<b>ASV_493</b>	Warm North American Deser	asexual	Frankiaceae	0.0274	35	0.1143	0.0193
<b>ASV_3376</b>	Warm North American Deser	asexual	Sandaracinaceae	0.0268	35	0.0925	0.0156
<b>ASV_941</b>	Warm North American Deser	asexual	Staphylococcaceae	0.0259	35	0.0558	0.0094
<b>ASV_571</b>	Warm North American Deser	asexual	Flavobacteriaceae	0.0251	35	0.1244	0.0210
<b>ASV_2550</b>	Warm North American Deser	asexual	Spirosomaceae	0.0250	35	0.0620	0.0105
<b>ASV_456</b>	Warm North American Deser	asexual	Promicromonosporaceae	0.0250	35	0.1138	0.0192
<b>ASV_994</b>	Warm North American Deser	asexual	NA	0.0233	35	0.0905	0.0153
<b>ASV_2306</b>	Warm North American Deser	asexual	NA	0.0217	35	0.0492	0.0083
<b>ASV_795</b>	Warm North American Deser	asexual	Labraceae	0.0207	35	0.1063	0.0180
<b>ASV_1201</b>	Warm North American Deser	asexual	Sphingobacteriaceae	0.0190	35	0.0509	0.0086
<b>ASV_552</b>	Warm North American Deser	asexual	Propionibacteriaceae	0.0186	35	0.0558	0.0094
<b>ASV_1162</b>	Warm North American Deser	asexual	Puniceispirillales Incertae	0.0186	35	0.0573	0.0097
<b>ASV_163</b>	Warm North American Deser	asexual	Monoglobaceae	0.0184	35	0.0641	0.0108
<b>ASV_2445</b>	Warm North American Deser	asexual	Streptosporangiales Inc	0.0182	35	0.0586	0.0099
<b>ASV_2450</b>	Warm North American Deser	asexual	Prevotellaceae	0.0175	35	0.0749	0.0127

<b>ASV_5351</b>	Warm North American Deser	asexual	NA	0.0156	35	0.0792	0.0134
<b>ASV_2606</b>	Warm North American Deser	asexual	Euzebyaceae	0.0146	35	0.0516	0.0087
<b>ASV_1813</b>	Warm North American Deser	asexual	D05-2	0.0142	35	0.0440	0.0074
<b>ASV_838</b>	Warm North American Deser	asexual	Erwiniaceae	0.0139	35	0.0820	0.0139
<b>ASV_1575</b>	Warm North American Deser	asexual	Defluviitaleaceae	0.0136	35	0.0802	0.0136
<b>ASV_1445</b>	Warm North American Deser	asexual	NA	0.0135	35	0.0354	0.0060
<b>ASV_2146</b>	Warm North American Deser	asexual	NA	0.0133	35	0.0479	0.0081
<b>ASV_979</b>	Warm North American Deser	asexual	Nakamurellaceae	0.0132	35	0.0474	0.0080
<b>ASV_3155</b>	Warm North American Deser	asexual	NA	0.0132	35	0.0598	0.0101
<b>ASV_6560</b>	Warm North American Deser	asexual	Rubrobacteriaceae	0.0122	35	0.0644	0.0109
<b>ASV_4086</b>	Warm North American Deser	asexual	Nostocaceae	0.0121	35	0.0443	0.0075
<b>ASV_405</b>	Warm North American Deser	asexual	NA	0.0116	35	0.0350	0.0059
<b>ASV_6794</b>	Warm North American Deser	asexual	Carnobacteriaceae	0.0114	35	0.0677	0.0114
<b>ASV_621</b>	Warm North American Deser	asexual	NA	0.0113	35	0.0374	0.0063
<b>ASV_8588</b>	Warm North American Deser	asexual	Paenibacillaceae	0.0108	35	0.0447	0.0076
<b>ASV_1974</b>	Warm North American Deser	asexual	NA	0.0108	35	0.0301	0.0051
<b>ASV_1715</b>	Warm North American Deser	asexual	Eubacteriaceae	0.0107	35	0.0423	0.0072
<b>ASV_7146</b>	Warm North American Deser	asexual	Planococcaceae	0.0107	35	0.0454	0.0077
<b>ASV_3144</b>	Warm North American Deser	asexual	Roseiflexaceae	0.0106	35	0.0441	0.0074
<b>ASV_1285</b>	Warm North American Deser	asexual	NA	0.0103	35	0.0439	0.0074
<b>ASV_1904</b>	Warm North American Deser	asexual	Cytophagaceae	0.0097	35	0.0334	0.0056
<b>ASV_2482</b>	Warm North American Deser	asexual	NA	0.0097	35	0.0227	0.0038
<b>ASV_2708</b>	Warm North American Deser	asexual	Bifidobacteriaceae	0.0096	35	0.0499	0.0084
<b>ASV_11284</b>	Warm North American Deser	asexual	Salisediminibacteriacea	0.0095	35	0.0564	0.0095
<b>ASV_2726</b>	Warm North American Deser	asexual	Bdellovibrionaceae	0.0094	35	0.0280	0.0047
<b>ASV_2819</b>	Warm North American Deser	asexual	Micropepsaceae	0.0088	35	0.0518	0.0088
<b>ASV_740</b>	Warm North American Deser	asexual	NA	0.0086	35	0.0283	0.0048
<b>ASV_1694</b>	Warm North American Deser	asexual	Marinococcaceae	0.0082	35	0.0487	0.0082
<b>ASV_753</b>	Warm North American Deser	asexual	[Clostridium] methylpen	0.0079	35	0.0266	0.0045
<b>ASV_3442</b>	Warm North American Deser	asexual	NA	0.0076	35	0.0263	0.0045
<b>ASV_11956</b>	Warm North American Deser	asexual	NA	0.0076	35	0.0451	0.0076
<b>ASV_3660</b>	Warm North American Deser	asexual	Paracaedibacteraceae	0.0069	35	0.0407	0.0069

<b>ASV_4655</b>	Warm North American Deser	asexual	lamiaceae	0.0067	35	0.0181	0.0031
<b>ASV_23</b>	Warm North American Deser	asexual	Diplorickettsiaceae	0.0064	35	0.0238	0.0040
<b>ASV_4291</b>	Warm North American Deser	asexual	NA	0.0063	35	0.0373	0.0063
<b>ASV_4747</b>	Warm North American Deser	asexual	Solirubrobacteraceae	0.0058	35	0.0158	0.0027
<b>ASV_3419</b>	Warm North American Deser	asexual	Dysgonomonadaceae	0.0057	35	0.0339	0.0057
<b>ASV_9364</b>	Warm North American Deser	asexual	Micrococcales Incertae	0.0057	35	0.0339	0.0057
<b>ASV_8572</b>	Warm North American Deser	asexual	Nocardiodiaceae	0.0051	35	0.0303	0.0051
<b>ASV_481</b>	Warm North American Deser	asexual	Oxalobacteraceae	0.0050	35	0.0195	0.0033
<b>ASV_7906</b>	Warm North American Deser	asexual	LWQ8	0.0044	35	0.0186	0.0031
<b>ASV_5504</b>	Warm North American Deser	asexual	Alicyclobacillaceae	0.0043	35	0.0193	0.0033
<b>ASV_2156</b>	Warm North American Deser	asexual	Hyphomicrobiaceae	0.0043	35	0.0190	0.0032
<b>ASV_2367</b>	Warm North American Deser	asexual	Abditibacteriaceae	0.0041	35	0.0171	0.0029
<b>ASV_1563</b>	Warm North American Deser	asexual	Erysipelatoclostridiacea	0.0037	35	0.0160	0.0027
<b>ASV_2506</b>	Warm North American Deser	asexual	Acidothermaceae	0.0036	35	0.0158	0.0027
<b>ASV_1501</b>	Warm North American Deser	asexual	Sanguibacteraceae	0.0035	35	0.0127	0.0022
<b>ASV_1308</b>	Warm North American Deser	asexual	Desulfotomaculaceae	0.0033	35	0.0197	0.0033
<b>ASV_1325</b>	Warm North American Deser	asexual	Acidobacteriaceae (Sub	0.0033	35	0.0194	0.0033
<b>ASV_1340</b>	Warm North American Deser	asexual	Microtrichaceae	0.0032	35	0.0127	0.0021
<b>ASV_9161</b>	Warm North American Deser	asexual	Legionellaceae	0.0030	35	0.0131	0.0022
<b>ASV_1096</b>	Warm North American Deser	asexual	UCG-010	0.0030	35	0.0126	0.0021
<b>ASV_6395</b>	Warm North American Deser	asexual	Campylobacteraceae	0.0030	35	0.0178	0.0030
<b>ASV_1571</b>	Warm North American Deser	asexual	NA	0.0030	35	0.0125	0.0021
<b>ASV_1686</b>	Warm North American Deser	asexual	Anaeromyxobacteracea	0.0030	35	0.0175	0.0030
<b>ASV_8496</b>	Warm North American Deser	asexual	NA	0.0030	35	0.0125	0.0021
<b>ASV_4673</b>	Warm North American Deser	asexual	NA	0.0029	35	0.0119	0.0020
<b>ASV_758</b>	Warm North American Deser	asexual	Coriobacteriales Incerta	0.0029	35	0.0115	0.0019
<b>ASV_3726</b>	Warm North American Deser	asexual	Rhodothermaceae	0.0027	35	0.0096	0.0016
<b>ASV_2133</b>	Warm North American Deser	asexual	Nitrospiraceae	0.0026	35	0.0088	0.0015
<b>ASV_4700</b>	Warm North American Deser	asexual	Reyraneliaceae	0.0026	35	0.0115	0.0020
<b>ASV_12229</b>	Warm North American Deser	asexual	NA	0.0024	35	0.0143	0.0024
<b>ASV_11270</b>	Warm North American Deser	asexual	Caedibacteraceae	0.0024	35	0.0142	0.0024
<b>ASV_8486</b>	Warm North American Deser	asexual	Entotheonellaceae	0.0024	35	0.0140	0.0024

<b>ASV_7145</b>	Warm North American Deser	asexual	Haliangiaceae	0.0021	35	0.0064	0.0011
<b>ASV_9488</b>	Warm North American Deser	asexual	NA	0.0021	35	0.0098	0.0017
<b>ASV_2996</b>	Warm North American Deser	asexual	Nitrosococcaceae	0.0021	35	0.0088	0.0015
<b>ASV_3781</b>	Warm North American Deser	asexual	Coleofasciculaceae	0.0021	35	0.0088	0.0015
<b>ASV_2211</b>	Warm North American Deser	asexual	NA	0.0020	35	0.0118	0.0020
<b>ASV_11365</b>	Warm North American Deser	asexual	SM2D12	0.0019	35	0.0113	0.0019
<b>ASV_5250</b>	Warm North American Deser	asexual	WD2101 soil group	0.0019	35	0.0063	0.0011
<b>ASV_1996</b>	Warm North American Deser	asexual	Thermincolaceae	0.0018	35	0.0105	0.0018
<b>ASV_4124</b>	Warm North American Deser	asexual	Leptotrichiaceae	0.0018	35	0.0084	0.0014
<b>ASV_13614</b>	Warm North American Deser	asexual	Wohlfahrtiimonadaceae	0.0017	35	0.0074	0.0012
<b>ASV_2959</b>	Warm North American Deser	asexual	Phaselicytidaceae	0.0017	35	0.0072	0.0012
<b>ASV_8455</b>	Warm North American Deser	asexual	NA	0.0016	35	0.0094	0.0016
<b>ASV_5631</b>	Warm North American Deser	asexual	Sporomusaceae	0.0015	35	0.0090	0.0015
<b>ASV_3453</b>	Warm North American Deser	asexual	Streptococcaceae	0.0015	35	0.0051	0.0009
<b>ASV_13085</b>	Warm North American Deser	asexual	NA	0.0014	35	0.0059	0.0010
<b>ASV_3627</b>	Warm North American Deser	asexual	Ethanoligenenaceae	0.0014	35	0.0047	0.0008
<b>ASV_5396</b>	Warm North American Deser	asexual	Caloramatoraceae	0.0014	35	0.0082	0.0014
<b>ASV_4284</b>	Warm North American Deser	asexual	Ardenticatenaceae	0.0014	35	0.0057	0.0010
<b>ASV_586</b>	Warm North American Deser	asexual	Saccharimonadaceae	0.0014	35	0.0057	0.0010
<b>ASV_8058</b>	Warm North American Deser	asexual	NA	0.0014	35	0.0080	0.0014
<b>ASV_6978</b>	Warm North American Deser	asexual	Defluviococcaceae	0.0013	35	0.0077	0.0013
<b>ASV_13739</b>	Warm North American Deser	asexual	Koribacteraceae	0.0013	35	0.0076	0.0013
<b>ASV_14037</b>	Warm North American Deser	asexual	Magnetospirillaceae	0.0012	35	0.0071	0.0012
<b>ASV_4558</b>	Warm North American Deser	asexual	Myxococcaceae	0.0011	35	0.0047	0.0008
<b>ASV_1864</b>	Warm North American Deser	asexual	Anaerofustaceae	0.0011	35	0.0048	0.0008
<b>ASV_6091</b>	Warm North American Deser	asexual	JG30-KF-CM45	0.0011	35	0.0049	0.0008
<b>ASV_3501</b>	Warm North American Deser	asexual	NA	0.0011	35	0.0048	0.0008
<b>ASV_3457</b>	Warm North American Deser	asexual	Sedimentibacteraceae	0.0011	35	0.0045	0.0008
<b>ASV_2892</b>	Warm North American Deser	asexual	NA	0.0010	35	0.0061	0.0010
<b>ASV_7464</b>	Warm North American Deser	asexual	Blastocatellaceae	0.0010	35	0.0058	0.0010
<b>ASV_9818</b>	Warm North American Deser	asexual	67-14	0.0010	35	0.0037	0.0006
<b>ASV_2172</b>	Warm North American Deser	asexual	Hungateiclostridiaceae	0.0010	35	0.0040	0.0007

<b>ASV_12650</b>	Warm North American Deser	asexual	Morganellaceae	0.0010	35	0.0056	0.0010
<b>ASV_11913</b>	Warm North American Deser	asexual	NA	0.0009	35	0.0055	0.0009
<b>ASV_14744</b>	Warm North American Deser	asexual	Alcaligenaceae	0.0009	35	0.0040	0.0007
<b>ASV_3114</b>	Warm North American Deser	asexual	Solibacteraceae	0.0009	35	0.0055	0.0009
<b>ASV_10336</b>	Warm North American Deser	asexual	Xanthomonadaceae	0.0009	35	0.0054	0.0009
<b>ASV_4184</b>	Warm North American Deser	asexual	Methyloligellaceae	0.0009	35	0.0038	0.0006
<b>ASV_7971</b>	Warm North American Deser	asexual	Vicinamibacteraceae	0.0009	35	0.0035	0.0006
<b>ASV_3356</b>	Warm North American Deser	asexual	Caldalkalibacillaceae	0.0008	35	0.0049	0.0008
<b>ASV_5924</b>	Warm North American Deser	asexual	Exiguobacteraceae	0.0008	35	0.0049	0.0008
<b>ASV_5486</b>	Warm North American Deser	asexual	Microscillaceae	0.0008	35	0.0048	0.0008
<b>ASV_4236</b>	Warm North American Deser	asexual	Fibrobacteraceae	0.0008	35	0.0035	0.0006
<b>ASV_13082</b>	Warm North American Deser	asexual	NA	0.0008	35	0.0046	0.0008
<b>ASV_12655</b>	Warm North American Deser	asexual	Sporolactobacillaceae	0.0007	35	0.0043	0.0007
<b>ASV_12532</b>	Warm North American Deser	asexual	Bacteriovoraceae	0.0007	35	0.0039	0.0007
<b>ASV_6570</b>	Warm North American Deser	asexual	Oligoflexaceae	0.0006	35	0.0038	0.0006
<b>ASV_2522</b>	Warm North American Deser	asexual	Beutenbergiaceae	0.0006	35	0.0038	0.0006
<b>ASV_3972</b>	Warm North American Deser	asexual	NA	0.0006	35	0.0037	0.0006
<b>ASV_4085</b>	Warm North American Deser	asexual	NA	0.0006	35	0.0036	0.0006
<b>ASV_4894</b>	Warm North American Deser	asexual	NA	0.0006	35	0.0035	0.0006
<b>ASV_14757</b>	Warm North American Deser	asexual	Gemmataceae	0.0006	35	0.0034	0.0006
<b>ASV_7111</b>	Warm North American Deser	asexual	Family III	0.0005	35	0.0032	0.0005
<b>ASV_12860</b>	Warm North American Deser	asexual	Tepidisphaeraceae	0.0005	35	0.0031	0.0005
<b>ASV_13598</b>	Warm North American Deser	asexual	NA	0.0005	35	0.0029	0.0005
<b>ASV_13609</b>	Warm North American Deser	asexual	Stappiaceae	0.0005	35	0.0029	0.0005
<b>ASV_9871</b>	Warm North American Deser	asexual	Nannocystaceae	0.0005	35	0.0029	0.0005
<b>ASV_4645</b>	Warm North American Deser	asexual	Dongiaceae	0.0005	35	0.0029	0.0005
<b>ASV_5057</b>	Warm North American Deser	asexual	Nitriliruptoraceae	0.0004	35	0.0025	0.0004
<b>ASV_5059</b>	Warm North American Deser	asexual	NA	0.0004	35	0.0025	0.0004
<b>ASV_4297</b>	Warm North American Deser	asexual	NA	0.0004	35	0.0024	0.0004
<b>ASV_7025</b>	Warm North American Deser	asexual	Cyclobacteriaceae	0.0004	35	0.0023	0.0004
<b>ASV_3769</b>	Warm North American Deser	asexual	Williamwhitmaniaceae	0.0004	35	0.0022	0.0004
<b>ASV_1554</b>	Warm North American Deser	asexual	Cryptosporangiaceae	0.0004	35	0.0021	0.0004

<b>ASV_13581</b>	Warm North American Deser	asexual	Terasakiellaceae	0.0004	35	0.0021	0.0004
<b>ASV_14155</b>	Warm North American Deser	asexual	NA	0.0003	35	0.0016	0.0003
<b>ASV_5527</b>	Warm North American Deser	asexual	Comamonadaceae	0.0002	35	0.0014	0.0002
<b>ASV_7358</b>	Warm North American Deser	asexual	Methylophilaceae	0.0002	35	0.0012	0.0002
<b>ASV_8089</b>	Warm North American Deser	asexual	Isosphaeraceae	0.0002	35	0.0010	0.0002
<b>ASV_8715</b>	Warm North American Deser	asexual	NA	0.0001	35	0.0009	0.0001
<b>ASV_9043</b>	Warm North American Deser	asexual	NA	0.0001	35	0.0008	0.0001
<b>ASV_10319</b>	Warm North American Deser	asexual	Neisseriaceae	0.0001	35	0.0005	0.0001
<b>ASV_8458</b>	Warm North American Deser	asexual	Burkholderiaceae	0.0001	35	0.0005	0.0001
<b>ASV_7238</b>	Warm North American Deser	asexual	AKIW781	0.0001	35	0.0004	0.0001
<b>ASV_10092</b>	Warm North American Deser	asexual	NA	0.0000	35	0.0000	0.0000
<b>ASV_10434</b>	Warm North American Deser	asexual	NA	0.0000	35	0.0000	0.0000
<b>ASV_10439</b>	Warm North American Deser	asexual	NA	0.0000	35	0.0000	0.0000
<b>ASV_10617</b>	Warm North American Deser	asexual	Aerococcaceae	0.0000	35	0.0000	0.0000
<b>ASV_10922</b>	Warm North American Deser	asexual	NA	0.0000	35	0.0000	0.0000
<b>ASV_1107</b>	Warm North American Deser	asexual	Muribaculaceae	0.0000	35	0.0000	0.0000
<b>ASV_11196</b>	Warm North American Deser	asexual	Vulgatibacteraceae	0.0000	35	0.0000	0.0000
<b>ASV_11493</b>	Warm North American Deser	asexual	Leptolyngbyaceae	0.0000	35	0.0000	0.0000
<b>ASV_11494</b>	Warm North American Deser	asexual	Magnetospiraceae	0.0000	35	0.0000	0.0000
<b>ASV_11504</b>	Warm North American Deser	asexual	NA	0.0000	35	0.0000	0.0000
<b>ASV_11538</b>	Warm North American Deser	asexual	NA	0.0000	35	0.0000	0.0000
<b>ASV_11541</b>	Warm North American Deser	asexual	Crocinitomicaceae	0.0000	35	0.0000	0.0000
<b>ASV_11608</b>	Warm North American Deser	asexual	FFCH9454	0.0000	35	0.0000	0.0000
<b>ASV_11668</b>	Warm North American Deser	asexual	Desulfobulbaceae	0.0000	35	0.0000	0.0000
<b>ASV_11680</b>	Warm North American Deser	asexual	Atopobiaceae	0.0000	35	0.0000	0.0000
<b>ASV_11787</b>	Warm North American Deser	asexual	Parachlamydiaceae	0.0000	35	0.0000	0.0000
<b>ASV_11833</b>	Warm North American Deser	asexual	Blrii41	0.0000	35	0.0000	0.0000
<b>ASV_12171</b>	Warm North American Deser	asexual	NA	0.0000	35	0.0000	0.0000
<b>ASV_12365</b>	Warm North American Deser	asexual	Elusimicrobiaceae	0.0000	35	0.0000	0.0000
<b>ASV_12449</b>	Warm North American Deser	asexual	Steroidobacteraceae	0.0000	35	0.0000	0.0000
<b>ASV_12453</b>	Warm North American Deser	asexual	B1-7BS	0.0000	35	0.0000	0.0000
<b>ASV_12467</b>	Warm North American Deser	asexual	Coxiellaceae	0.0000	35	0.0000	0.0000

<b>ASV_12517</b>	Warm North American Deser	asexual	Aquaspirillaceae	0.0000	35	0.0000	0.0000
<b>ASV_12595</b>	Warm North American Deser	asexual	Demequinaceae	0.0000	35	0.0000	0.0000
<b>ASV_12858</b>	Warm North American Deser	asexual	NA	0.0000	35	0.0000	0.0000
<b>ASV_12984</b>	Warm North American Deser	asexual	Acidimicrobiaceae	0.0000	35	0.0000	0.0000
<b>ASV_13067</b>	Warm North American Deser	asexual	AKAU3644	0.0000	35	0.0000	0.0000
<b>ASV_13217</b>	Warm North American Deser	asexual	NA	0.0000	35	0.0000	0.0000
<b>ASV_13265</b>	Warm North American Deser	asexual	Veillonellaceae	0.0000	35	0.0000	0.0000
<b>ASV_13268</b>	Warm North American Deser	asexual	Aeromonadaceae	0.0000	35	0.0000	0.0000
<b>ASV_13269</b>	Warm North American Deser	asexual	Prolixibacteraceae	0.0000	35	0.0000	0.0000
<b>ASV_13301</b>	Warm North American Deser	asexual	NA	0.0000	35	0.0000	0.0000
<b>ASV_13305</b>	Warm North American Deser	asexual	NA	0.0000	35	0.0000	0.0000
<b>ASV_13328</b>	Warm North American Deser	asexual	NA	0.0000	35	0.0000	0.0000
<b>ASV_13329</b>	Warm North American Deser	asexual	NA	0.0000	35	0.0000	0.0000
<b>ASV_13344</b>	Warm North American Deser	asexual	vadinHA21	0.0000	35	0.0000	0.0000
<b>ASV_13507</b>	Warm North American Deser	asexual	Mycoplasmataceae	0.0000	35	0.0000	0.0000
<b>ASV_13511</b>	Warm North American Deser	asexual	Methylophagaceae	0.0000	35	0.0000	0.0000
<b>ASV_13670</b>	Warm North American Deser	asexual	Phycisphaeraceae	0.0000	35	0.0000	0.0000
<b>ASV_13753</b>	Warm North American Deser	asexual	Yersiniaceae	0.0000	35	0.0000	0.0000
<b>ASV_13789</b>	Warm North American Deser	asexual	Zavarziniaceae	0.0000	35	0.0000	0.0000
<b>ASV_13922</b>	Warm North American Deser	asexual	Thermoanaerobaculaceae	0.0000	35	0.0000	0.0000
<b>ASV_13957</b>	Warm North American Deser	asexual	NA	0.0000	35	0.0000	0.0000
<b>ASV_13965</b>	Warm North American Deser	asexual	NA	0.0000	35	0.0000	0.0000
<b>ASV_14007</b>	Warm North American Deser	asexual	Rhodanobacteraceae	0.0000	35	0.0000	0.0000
<b>ASV_14123</b>	Warm North American Deser	asexual	NA	0.0000	35	0.0000	0.0000
<b>ASV_14142</b>	Warm North American Deser	asexual	Syntrophomonadaceae	0.0000	35	0.0000	0.0000
<b>ASV_14225</b>	Warm North American Deser	asexual	NA	0.0000	35	0.0000	0.0000
<b>ASV_14349</b>	Warm North American Deser	asexual	NA	0.0000	35	0.0000	0.0000
<b>ASV_14535</b>	Warm North American Deser	asexual	NA	0.0000	35	0.0000	0.0000
<b>ASV_152</b>	Warm North American Deser	asexual	3M1PL1-52 termite gro	0.0000	35	0.0000	0.0000
<b>ASV_1605</b>	Warm North American Deser	asexual	NA	0.0000	35	0.0000	0.0000
<b>ASV_2624</b>	Warm North American Deser	asexual	Unknown Family	0.0000	35	0.0000	0.0000
<b>ASV_2687</b>	Warm North American Deser	asexual	Unknown Family	0.0000	35	0.0000	0.0000

<b>ASV_2986</b>	Warm North American Deser	asexual	Actinospicaceae	0.0000	35	0.0000	0.0000
<b>ASV_3064</b>	Warm North American Deser	asexual	Paludibacteraceae	0.0000	35	0.0000	0.0000
<b>ASV_3179</b>	Warm North American Deser	asexual	Sulfurospirillaceae	0.0000	35	0.0000	0.0000
<b>ASV_3410</b>	Warm North American Deser	asexual	Selenomonadaceae	0.0000	35	0.0000	0.0000
<b>ASV_3510</b>	Warm North American Deser	asexual	A0839	0.0000	35	0.0000	0.0000
<b>ASV_3519</b>	Warm North American Deser	asexual	NA	0.0000	35	0.0000	0.0000
<b>ASV_3549</b>	Warm North American Deser	asexual	NA	0.0000	35	0.0000	0.0000
<b>ASV_3766</b>	Warm North American Deser	asexual	NA	0.0000	35	0.0000	0.0000
<b>ASV_4022</b>	Warm North American Deser	asexual	Pseudomonadaceae	0.0000	35	0.0000	0.0000
<b>ASV_4224</b>	Warm North American Deser	asexual	NA	0.0000	35	0.0000	0.0000
<b>ASV_4227</b>	Warm North American Deser	asexual	Halomonadaceae	0.0000	35	0.0000	0.0000
<b>ASV_4341</b>	Warm North American Deser	asexual	Simkaniaceae	0.0000	35	0.0000	0.0000
<b>ASV_4399</b>	Warm North American Deser	asexual	Anaplasmataceae	0.0000	35	0.0000	0.0000
<b>ASV_4602</b>	Warm North American Deser	asexual	Lactobacillaceae	0.0000	35	0.0000	0.0000
<b>ASV_4929</b>	Warm North American Deser	asexual	Erysipelotrichaceae	0.0000	35	0.0000	0.0000
<b>ASV_4934</b>	Warm North American Deser	asexual	NA	0.0000	35	0.0000	0.0000
<b>ASV_5102</b>	Warm North American Deser	asexual	NA	0.0000	35	0.0000	0.0000
<b>ASV_5152</b>	Warm North American Deser	asexual	Rickettsiaceae	0.0000	35	0.0000	0.0000
<b>ASV_5154</b>	Warm North American Deser	asexual	KF-JG30-B3	0.0000	35	0.0000	0.0000
<b>ASV_5177</b>	Warm North American Deser	asexual	Candidatus Jidaibacter	0.0000	35	0.0000	0.0000
<b>ASV_5248</b>	Warm North American Deser	asexual	Phormidiaceae	0.0000	35	0.0000	0.0000
<b>ASV_5301</b>	Warm North American Deser	asexual	Glycomycetaceae	0.0000	35	0.0000	0.0000
<b>ASV_5314</b>	Warm North American Deser	asexual	Marinilabiliaceae	0.0000	35	0.0000	0.0000
<b>ASV_5389</b>	Warm North American Deser	asexual	Desulfotomaculales Inc	0.0000	35	0.0000	0.0000
<b>ASV_5638</b>	Warm North American Deser	asexual	NA	0.0000	35	0.0000	0.0000
<b>ASV_5681</b>	Warm North American Deser	asexual	Rhodospirillaceae	0.0000	35	0.0000	0.0000
<b>ASV_5823</b>	Warm North American Deser	asexual	Competibacteraceae	0.0000	35	0.0000	0.0000
<b>ASV_5887</b>	Warm North American Deser	asexual	Budviciaceae	0.0000	35	0.0000	0.0000
<b>ASV_5915</b>	Warm North American Deser	asexual	env.OPS 17	0.0000	35	0.0000	0.0000
<b>ASV_6102</b>	Warm North American Deser	asexual	NA	0.0000	35	0.0000	0.0000
<b>ASV_6172</b>	Warm North American Deser	asexual	Inquillinaceae	0.0000	35	0.0000	0.0000
<b>ASV_6308</b>	Warm North American Deser	asexual	Barnesiellaceae	0.0000	35	0.0000	0.0000



<b>ASV_6394</b>	Warm North American Deser	asexual	Chroococciopsaceae	0.0000	35	0.0000	0.0000
<b>ASV_6583</b>	Warm North American Deser	asexual	NA	0.0000	35	0.0000	0.0000
<b>ASV_6643</b>	Warm North American Deser	asexual	Gemellaceae	0.0000	35	0.0000	0.0000
<b>ASV_6732</b>	Warm North American Deser	asexual	Hyphomonadaceae	0.0000	35	0.0000	0.0000
<b>ASV_685</b>	Warm North American Deser	asexual	NA	0.0000	35	0.0000	0.0000
<b>ASV_7023</b>	Warm North American Deser	asexual	NA	0.0000	35	0.0000	0.0000
<b>ASV_7083</b>	Warm North American Deser	asexual	Synergistaceae	0.0000	35	0.0000	0.0000
<b>ASV_7107</b>	Warm North American Deser	asexual	Bogoriellaceae	0.0000	35	0.0000	0.0000
<b>ASV_711</b>	Warm North American Deser	asexual	Pleomorphomonadaceae	0.0000	35	0.0000	0.0000
<b>ASV_7459</b>	Warm North American Deser	asexual	NA	0.0000	35	0.0000	0.0000
<b>ASV_7490</b>	Warm North American Deser	asexual	COB P4-1 termite group	0.0000	35	0.0000	0.0000
<b>ASV_7533</b>	Warm North American Deser	asexual	Saprosiraceae	0.0000	35	0.0000	0.0000
<b>ASV_7766</b>	Warm North American Deser	asexual	AKYH767	0.0000	35	0.0000	0.0000
<b>ASV_7838</b>	Warm North American Deser	asexual	Sulfuricellaceae	0.0000	35	0.0000	0.0000
<b>ASV_7869</b>	Warm North American Deser	asexual	Silvanigrellaceae	0.0000	35	0.0000	0.0000
<b>ASV_7964</b>	Warm North American Deser	asexual	AKYG1722	0.0000	35	0.0000	0.0000
<b>ASV_8060</b>	Warm North American Deser	asexual	NA	0.0000	35	0.0000	0.0000
<b>ASV_8560</b>	Warm North American Deser	asexual	Endomicrobiaceae	0.0000	35	0.0000	0.0000
<b>ASV_8883</b>	Warm North American Deser	asexual	Nitrosomonadaceae	0.0000	35	0.0000	0.0000
<b>ASV_8903</b>	Warm North American Deser	asexual	NA	0.0000	35	0.0000	0.0000
<b>ASV_9092</b>	Warm North American Deser	asexual	Rs-E47 termite group	0.0000	35	0.0000	0.0000
<b>ASV_9144</b>	Warm North American Deser	asexual	NA	0.0000	35	0.0000	0.0000
<b>ASV_9242</b>	Warm North American Deser	asexual	NA	0.0000	35	0.0000	0.0000
<b>ASV_9379</b>	Warm North American Deser	asexual	Pasteurellaceae	0.0000	35	0.0000	0.0000
<b>ASV_9469</b>	Warm North American Deser	asexual	Herpetosiphonaceae	0.0000	35	0.0000	0.0000
<b>ASV_9515</b>	Warm North American Deser	asexual	Rhodomicrobiaceae	0.0000	35	0.0000	0.0000
<b>ASV_9517</b>	Warm North American Deser	asexual	Chloroflexaceae	0.0000	35	0.0000	0.0000
<b>ASV_9672</b>	Warm North American Deser	asexual	Methylophilaceae	0.0000	35	0.0000	0.0000
<b>ASV_9715</b>	Warm North American Deser	asexual	Desulfotobiaceae	0.0000	35	0.0000	0.0000
<b>ASV_9797</b>	Warm North American Deser	asexual	NA	0.0000	35	0.0000	0.0000
<b>ASV_9810</b>	Warm North American Deser	asexual	Trueperaceae	0.0000	35	0.0000	0.0000
<b>ASV_9813</b>	Warm North American Deser	asexual	NA	0.0000	35	0.0000	0.0000

<b>ASV_9879</b>	Warm North American Deser	asexual	NA	0.0000	35	0.0000	0.0000
<b>ASV_9931</b>	Warm North American Deser	asexual	Caldilineaceae	0.0000	35	0.0000	0.0000
<b>ASV_1</b>	Tamaulipas - Texas Semiarid	sexual	Dietziaceae	40.3681	8	27.1715	9.6066
<b>ASV_8</b>	Tamaulipas - Texas Semiarid	sexual	Brevibacteriaceae	15.0514	8	12.4277	4.3938
<b>ASV_12</b>	Tamaulipas - Texas Semiarid	sexual	Dermabacteraceae	11.2961	8	10.2301	3.6169
<b>ASV_6</b>	Tamaulipas - Texas Semiarid	sexual	Corynebacteriaceae	11.0106	8	7.4141	2.6213
<b>ASV_4</b>	Tamaulipas - Texas Semiarid	sexual	Micrococcacea	10.1626	8	7.6597	2.7081
<b>ASV_21</b>	Tamaulipas - Texas Semiarid	sexual	Intrasporangiaceae	4.1243	8	4.7150	1.6670
<b>ASV_97</b>	Tamaulipas - Texas Semiarid	sexual	Beijerinckiaceae	1.3918	8	2.0646	0.7299
<b>ASV_69</b>	Tamaulipas - Texas Semiarid	sexual	Geodermatophilaceae	0.8856	8	1.2481	0.4413
<b>ASV_162</b>	Tamaulipas - Texas Semiarid	sexual	Sphingomonadaceae	0.7449	8	1.0038	0.3549
<b>ASV_7</b>	Tamaulipas - Texas Semiarid	sexual	Lachnospiraceae	0.3730	8	0.7767	0.2746
<b>ASV_18</b>	Tamaulipas - Texas Semiarid	sexual	Rhodobacteraceae	0.3519	8	0.5395	0.1907
<b>ASV_153</b>	Tamaulipas - Texas Semiarid	sexual	Pseudonocardiaceae	0.3478	8	0.5837	0.2064
<b>ASV_20</b>	Tamaulipas - Texas Semiarid	sexual	Nocardoidaceae	0.3418	8	0.3797	0.1342
<b>ASV_24</b>	Tamaulipas - Texas Semiarid	sexual	Micrococcaceae	0.2918	8	0.5972	0.2112
<b>ASV_538</b>	Tamaulipas - Texas Semiarid	sexual	Caulobacteraceae	0.2842	8	0.6721	0.2376
<b>ASV_139</b>	Tamaulipas - Texas Semiarid	sexual	Acetobacteraceae	0.1897	8	0.2768	0.0979
<b>ASV_57</b>	Tamaulipas - Texas Semiarid	sexual	Devosiaceae	0.1785	8	0.4159	0.1470
<b>ASV_552</b>	Tamaulipas - Texas Semiarid	sexual	Propionibacteriaceae	0.1611	8	0.1799	0.0636
<b>ASV_49</b>	Tamaulipas - Texas Semiarid	sexual	Microbacteriaceae	0.1498	8	0.2416	0.0854
<b>ASV_404</b>	Tamaulipas - Texas Semiarid	sexual	Kineosporiaceae	0.1365	8	0.2317	0.0819
<b>ASV_283</b>	Tamaulipas - Texas Semiarid	sexual	Micromonosporaceae	0.1299	8	0.1927	0.0681
<b>ASV_442</b>	Tamaulipas - Texas Semiarid	sexual	Rhizobiaceae	0.1212	8	0.2451	0.0866
<b>ASV_73</b>	Tamaulipas - Texas Semiarid	sexual	Cellulomonadaceae	0.1154	8	0.2481	0.0877
<b>ASV_22</b>	Tamaulipas - Texas Semiarid	sexual	Ruminococcaceae	0.1143	8	0.3045	0.1077
<b>ASV_729</b>	Tamaulipas - Texas Semiarid	sexual	Longimicrobiaceae	0.1116	8	0.2115	0.0748
<b>ASV_483</b>	Tamaulipas - Texas Semiarid	sexual	Hymenobacteraceae	0.1087	8	0.1912	0.0676
<b>ASV_807</b>	Tamaulipas - Texas Semiarid	sexual	Gemmatimonadaceae	0.1003	8	0.1820	0.0643
<b>ASV_121</b>	Tamaulipas - Texas Semiarid	sexual	NA	0.0974	8	0.1836	0.0649
<b>ASV_11</b>	Tamaulipas - Texas Semiarid	sexual	Oscillospiraceae	0.0759	8	0.1476	0.0522
<b>ASV_3</b>	Tamaulipas - Texas Semiarid	sexual	Helicobacteraceae	0.0699	8	0.0967	0.0342

<b>ASV_142</b>	Tamaulipas - Texas Semiarid	sexual	Streptomycetaceae	0.0554	8	0.0996	0.0352
<b>ASV_1201</b>	Tamaulipas - Texas Semiarid	sexual	Sphingobacteriaceae	0.0447	8	0.1006	0.0356
<b>ASV_660</b>	Tamaulipas - Texas Semiarid	sexual	Moraxellaceae	0.0428	8	0.1144	0.0405
<b>ASV_512</b>	Tamaulipas - Texas Semiarid	sexual	Geminococcaceae	0.0407	8	0.0756	0.0267
<b>ASV_410</b>	Tamaulipas - Texas Semiarid	sexual	Ilumatobacteraceae	0.0383	8	0.0541	0.0191
<b>ASV_815</b>	Tamaulipas - Texas Semiarid	sexual	NA	0.0374	8	0.0612	0.0216
<b>ASV_347</b>	Tamaulipas - Texas Semiarid	sexual	Azospirillaceae	0.0369	8	0.0302	0.0107
<b>ASV_2550</b>	Tamaulipas - Texas Semiarid	sexual	Spirosomaceae	0.0354	8	0.0689	0.0244
<b>ASV_1080</b>	Tamaulipas - Texas Semiarid	sexual	NA	0.0335	8	0.0642	0.0227
<b>ASV_1096</b>	Tamaulipas - Texas Semiarid	sexual	UCG-010	0.0258	8	0.0730	0.0258
<b>ASV_1904</b>	Tamaulipas - Texas Semiarid	sexual	Cytophagaceae	0.0258	8	0.0584	0.0207
<b>ASV_6397</b>	Tamaulipas - Texas Semiarid	sexual	NA	0.0242	8	0.0503	0.0178
<b>ASV_728</b>	Tamaulipas - Texas Semiarid	sexual	Xanthobacteraceae	0.0224	8	0.0492	0.0174
<b>ASV_439</b>	Tamaulipas - Texas Semiarid	sexual	Polyangiaceae	0.0212	8	0.0600	0.0212
<b>ASV_1445</b>	Tamaulipas - Texas Semiarid	sexual	NA	0.0207	8	0.0392	0.0139
<b>ASV_309</b>	Tamaulipas - Texas Semiarid	sexual	Family XI	0.0198	8	0.0367	0.0130
<b>ASV_1974</b>	Tamaulipas - Texas Semiarid	sexual	NA	0.0194	8	0.0405	0.0143
<b>ASV_624</b>	Tamaulipas - Texas Semiarid	sexual	Bryobacteraceae	0.0191	8	0.0330	0.0117
<b>ASV_1285</b>	Tamaulipas - Texas Semiarid	sexual	NA	0.0185	8	0.0524	0.0185
<b>ASV_5486</b>	Tamaulipas - Texas Semiarid	sexual	Microscillaceae	0.0180	8	0.0508	0.0180
<b>ASV_5152</b>	Tamaulipas - Texas Semiarid	sexual	Rickettsiaceae	0.0174	8	0.0492	0.0174
<b>ASV_456</b>	Tamaulipas - Texas Semiarid	sexual	Promicromonosporaceae	0.0173	8	0.0407	0.0144
<b>ASV_1150</b>	Tamaulipas - Texas Semiarid	sexual	NA	0.0165	8	0.0241	0.0085
<b>ASV_468</b>	Tamaulipas - Texas Semiarid	sexual	Weeksellaceae	0.0151	8	0.0292	0.0103
<b>ASV_2133</b>	Tamaulipas - Texas Semiarid	sexual	Nitrospiraceae	0.0140	8	0.0397	0.0140
<b>ASV_979</b>	Tamaulipas - Texas Semiarid	sexual	Nakamurellaceae	0.0140	8	0.0397	0.0140
<b>ASV_29</b>	Tamaulipas - Texas Semiarid	sexual	[Eubacterium] coprostan	0.0140	8	0.0281	0.0099
<b>ASV_1246</b>	Tamaulipas - Texas Semiarid	sexual	NA	0.0139	8	0.0326	0.0115
<b>ASV_6394</b>	Tamaulipas - Texas Semiarid	sexual	Chroococciidiopsaceae	0.0135	8	0.0381	0.0135
<b>ASV_5915</b>	Tamaulipas - Texas Semiarid	sexual	env.OPS 17	0.0125	8	0.0238	0.0084
<b>ASV_1162</b>	Tamaulipas - Texas Semiarid	sexual	Puniceispirillales Incerta	0.0124	8	0.0195	0.0069
<b>ASV_740</b>	Tamaulipas - Texas Semiarid	sexual	NA	0.0118	8	0.0333	0.0118

<b>ASV_941</b>	Tamaulipas - Texas Semiarid	sexual	Staphylococcaceae	0.0118	8	0.0241	0.0085
<b>ASV_2445</b>	Tamaulipas - Texas Semiarid	sexual	Streptosporangiales Inc	0.0112	8	0.0232	0.0082
<b>ASV_420</b>	Tamaulipas - Texas Semiarid	sexual	Enterobacteriaceae	0.0108	8	0.0158	0.0056
<b>ASV_5154</b>	Tamaulipas - Texas Semiarid	sexual	KF-JG30-B3	0.0108	8	0.0305	0.0108
<b>ASV_6732</b>	Tamaulipas - Texas Semiarid	sexual	Hyphomonadaceae	0.0107	8	0.0302	0.0107
<b>ASV_10</b>	Tamaulipas - Texas Semiarid	sexual	Clostridiaceae	0.0106	8	0.0206	0.0073
<b>ASV_3781</b>	Tamaulipas - Texas Semiarid	sexual	Coleofasciculaceae	0.0097	8	0.0236	0.0083
<b>ASV_126</b>	Tamaulipas - Texas Semiarid	sexual	NA	0.0095	8	0.0270	0.0095
<b>ASV_91</b>	Tamaulipas - Texas Semiarid	sexual	Peptococcaceae	0.0095	8	0.0270	0.0095
<b>ASV_2554</b>	Tamaulipas - Texas Semiarid	sexual	Fusobacteriaceae	0.0091	8	0.0258	0.0091
<b>ASV_4645</b>	Tamaulipas - Texas Semiarid	sexual	Dongiaceae	0.0090	8	0.0256	0.0090
<b>ASV_1110</b>	Tamaulipas - Texas Semiarid	sexual	Mycobacteriaceae	0.0088	8	0.0174	0.0061
<b>ASV_3376</b>	Tamaulipas - Texas Semiarid	sexual	Sandaracinaceae	0.0088	8	0.0205	0.0072
<b>ASV_362</b>	Tamaulipas - Texas Semiarid	sexual	Thermomonosporaceae	0.0085	8	0.0127	0.0045
<b>ASV_2306</b>	Tamaulipas - Texas Semiarid	sexual	NA	0.0084	8	0.0158	0.0056
<b>ASV_2156</b>	Tamaulipas - Texas Semiarid	sexual	Hyphomicrobiaceae	0.0083	8	0.0235	0.0083
<b>ASV_345</b>	Tamaulipas - Texas Semiarid	sexual	Dermacoccaceae	0.0083	8	0.0235	0.0083
<b>ASV_2687</b>	Tamaulipas - Texas Semiarid	sexual	Unknown Family	0.0082	8	0.0165	0.0058
<b>ASV_3510</b>	Tamaulipas - Texas Semiarid	sexual	A0839	0.0079	8	0.0222	0.0079
<b>ASV_4086</b>	Tamaulipas - Texas Semiarid	sexual	Nostocaceae	0.0075	8	0.0211	0.0075
<b>ASV_867</b>	Tamaulipas - Texas Semiarid	sexual	Gaiellaceae	0.0073	8	0.0164	0.0058
<b>ASV_1664</b>	Tamaulipas - Texas Semiarid	sexual	NA	0.0071	8	0.0202	0.0071
<b>ASV_474</b>	Tamaulipas - Texas Semiarid	sexual	Chitinophagaceae	0.0067	8	0.0191	0.0067
<b>ASV_163</b>	Tamaulipas - Texas Semiarid	sexual	Monoglobaceae	0.0067	8	0.0134	0.0047
<b>ASV_9813</b>	Tamaulipas - Texas Semiarid	sexual	NA	0.0066	8	0.0188	0.0066
<b>ASV_3972</b>	Tamaulipas - Texas Semiarid	sexual	NA	0.0058	8	0.0164	0.0058
<b>ASV_96</b>	Tamaulipas - Texas Semiarid	sexual	Christensenellaceae	0.0056	8	0.0159	0.0056
<b>ASV_1813</b>	Tamaulipas - Texas Semiarid	sexual	D05-2	0.0052	8	0.0147	0.0052
<b>ASV_2146</b>	Tamaulipas - Texas Semiarid	sexual	NA	0.0051	8	0.0143	0.0051
<b>ASV_86</b>	Tamaulipas - Texas Semiarid	sexual	Anaerovoracaceae	0.0045	8	0.0127	0.0045
<b>ASV_3660</b>	Tamaulipas - Texas Semiarid	sexual	Paracaedibacteraceae	0.0045	8	0.0126	0.0045
<b>ASV_2726</b>	Tamaulipas - Texas Semiarid	sexual	Bdellovibrionaceae	0.0042	8	0.0083	0.0029

<b>ASV_5504</b>	Tamaulipas - Texas Semiarid	sexual	Alicyclobacillaceae	0.0042	8	0.0117	0.0042
<b>ASV_7238</b>	Tamaulipas - Texas Semiarid	sexual	AKIW781	0.0042	8	0.0117	0.0042
<b>ASV_1275</b>	Tamaulipas - Texas Semiarid	sexual	Actinomycetaceae	0.0039	8	0.0111	0.0039
<b>ASV_8588</b>	Tamaulipas - Texas Semiarid	sexual	Paenibacillaceae	0.0035	8	0.0098	0.0035
<b>ASV_2172</b>	Tamaulipas - Texas Semiarid	sexual	Hungateiclostridiaceae	0.0034	8	0.0095	0.0034
<b>ASV_12532</b>	Tamaulipas - Texas Semiarid	sexual	Bacteriovoracaceae	0.0033	8	0.0094	0.0033
<b>ASV_3144</b>	Tamaulipas - Texas Semiarid	sexual	Roseiflexaceae	0.0033	8	0.0094	0.0033
<b>ASV_4558</b>	Tamaulipas - Texas Semiarid	sexual	Myxococcaceae	0.0033	8	0.0094	0.0033
<b>ASV_5301</b>	Tamaulipas - Texas Semiarid	sexual	Glycomycetaceae	0.0033	8	0.0094	0.0033
<b>ASV_129</b>	Tamaulipas - Texas Semiarid	sexual	Peptostreptococcaceae	0.0030	8	0.0084	0.0030
<b>ASV_32</b>	Tamaulipas - Texas Semiarid	sexual	Bacteroidaceae	0.0030	8	0.0084	0.0030
<b>ASV_38</b>	Tamaulipas - Texas Semiarid	sexual	Tannerellaceae	0.0030	8	0.0084	0.0030
<b>ASV_405</b>	Tamaulipas - Texas Semiarid	sexual	NA	0.0030	8	0.0084	0.0030
<b>ASV_98</b>	Tamaulipas - Texas Semiarid	sexual	Desulfovibrionaceae	0.0030	8	0.0084	0.0030
<b>ASV_11270</b>	Tamaulipas - Texas Semiarid	sexual	Caedibacteraceae	0.0028	8	0.0079	0.0028
<b>ASV_1325</b>	Tamaulipas - Texas Semiarid	sexual	Acidobacteriaceae (Sub	0.0028	8	0.0079	0.0028
<b>ASV_2624</b>	Tamaulipas - Texas Semiarid	sexual	Unknown Family	0.0025	8	0.0070	0.0025
<b>ASV_3766</b>	Tamaulipas - Texas Semiarid	sexual	NA	0.0025	8	0.0070	0.0025
<b>ASV_2367</b>	Tamaulipas - Texas Semiarid	sexual	Abditibacteriaceae	0.0022	8	0.0064	0.0022
<b>ASV_2482</b>	Tamaulipas - Texas Semiarid	sexual	NA	0.0022	8	0.0064	0.0022
<b>ASV_3064</b>	Tamaulipas - Texas Semiarid	sexual	Paludibacteraceae	0.0022	8	0.0064	0.0022
<b>ASV_5527</b>	Tamaulipas - Texas Semiarid	sexual	Comamonadaceae	0.0022	8	0.0063	0.0022
<b>ASV_817</b>	Tamaulipas - Texas Semiarid	sexual	Porphyromonadaceae	0.0021	8	0.0059	0.0021
<b>ASV_3155</b>	Tamaulipas - Texas Semiarid	sexual	NA	0.0019	8	0.0055	0.0019
<b>ASV_4655</b>	Tamaulipas - Texas Semiarid	sexual	lamiaceae	0.0017	8	0.0048	0.0017
<b>ASV_6395</b>	Tamaulipas - Texas Semiarid	sexual	Campylobacteraceae	0.0017	8	0.0048	0.0017
<b>ASV_9810</b>	Tamaulipas - Texas Semiarid	sexual	Trueperaceae	0.0017	8	0.0048	0.0017
<b>ASV_2450</b>	Tamaulipas - Texas Semiarid	sexual	Prevotellaceae	0.0017	8	0.0047	0.0017
<b>ASV_3501</b>	Tamaulipas - Texas Semiarid	sexual	NA	0.0015	8	0.0042	0.0015
<b>ASV_3419</b>	Tamaulipas - Texas Semiarid	sexual	Dysgonomonadaceae	0.0011	8	0.0032	0.0011
<b>ASV_4747</b>	Tamaulipas - Texas Semiarid	sexual	Solirubrobacteraceae	0.0011	8	0.0032	0.0011
<b>ASV_4894</b>	Tamaulipas - Texas Semiarid	sexual	NA	0.0011	8	0.0032	0.0011

<b>ASV_5248</b>	Tamaulipas - Texas Semiarid	sexual	Phormidiaceae	0.0011	8	0.0032	0.0011
<b>ASV_7145</b>	Tamaulipas - Texas Semiarid	sexual	Haliangiaceae	0.0011	8	0.0032	0.0011
<b>ASV_10092</b>	Tamaulipas - Texas Semiarid	sexual	NA	0.0000	8	0.0000	0.0000
<b>ASV_10319</b>	Tamaulipas - Texas Semiarid	sexual	Neisseriaceae	0.0000	8	0.0000	0.0000
<b>ASV_10336</b>	Tamaulipas - Texas Semiarid	sexual	Xanthomonadaceae	0.0000	8	0.0000	0.0000
<b>ASV_10434</b>	Tamaulipas - Texas Semiarid	sexual	NA	0.0000	8	0.0000	0.0000
<b>ASV_10439</b>	Tamaulipas - Texas Semiarid	sexual	NA	0.0000	8	0.0000	0.0000
<b>ASV_10617</b>	Tamaulipas - Texas Semiarid	sexual	Aerococcaceae	0.0000	8	0.0000	0.0000
<b>ASV_10922</b>	Tamaulipas - Texas Semiarid	sexual	NA	0.0000	8	0.0000	0.0000
<b>ASV_1107</b>	Tamaulipas - Texas Semiarid	sexual	Muribaculaceae	0.0000	8	0.0000	0.0000
<b>ASV_11196</b>	Tamaulipas - Texas Semiarid	sexual	Vulgatibacteraceae	0.0000	8	0.0000	0.0000
<b>ASV_11284</b>	Tamaulipas - Texas Semiarid	sexual	Salisediminiibacteriaceae	0.0000	8	0.0000	0.0000
<b>ASV_11365</b>	Tamaulipas - Texas Semiarid	sexual	SM2D12	0.0000	8	0.0000	0.0000
<b>ASV_11493</b>	Tamaulipas - Texas Semiarid	sexual	Leptolyngbyaceae	0.0000	8	0.0000	0.0000
<b>ASV_11494</b>	Tamaulipas - Texas Semiarid	sexual	Magnetospiraceae	0.0000	8	0.0000	0.0000
<b>ASV_11504</b>	Tamaulipas - Texas Semiarid	sexual	NA	0.0000	8	0.0000	0.0000
<b>ASV_11538</b>	Tamaulipas - Texas Semiarid	sexual	NA	0.0000	8	0.0000	0.0000
<b>ASV_11541</b>	Tamaulipas - Texas Semiarid	sexual	Crocinitomicaceae	0.0000	8	0.0000	0.0000
<b>ASV_11608</b>	Tamaulipas - Texas Semiarid	sexual	FFCH9454	0.0000	8	0.0000	0.0000
<b>ASV_11668</b>	Tamaulipas - Texas Semiarid	sexual	Desulfobulbaceae	0.0000	8	0.0000	0.0000
<b>ASV_11680</b>	Tamaulipas - Texas Semiarid	sexual	Atopobiaceae	0.0000	8	0.0000	0.0000
<b>ASV_117</b>	Tamaulipas - Texas Semiarid	sexual	Marinifilaceae	0.0000	8	0.0000	0.0000
<b>ASV_11787</b>	Tamaulipas - Texas Semiarid	sexual	Parachlamydiaceae	0.0000	8	0.0000	0.0000
<b>ASV_11833</b>	Tamaulipas - Texas Semiarid	sexual	Blrii41	0.0000	8	0.0000	0.0000
<b>ASV_11913</b>	Tamaulipas - Texas Semiarid	sexual	NA	0.0000	8	0.0000	0.0000
<b>ASV_11956</b>	Tamaulipas - Texas Semiarid	sexual	NA	0.0000	8	0.0000	0.0000
<b>ASV_12171</b>	Tamaulipas - Texas Semiarid	sexual	NA	0.0000	8	0.0000	0.0000
<b>ASV_12229</b>	Tamaulipas - Texas Semiarid	sexual	NA	0.0000	8	0.0000	0.0000
<b>ASV_12365</b>	Tamaulipas - Texas Semiarid	sexual	Elusimicrobiaceae	0.0000	8	0.0000	0.0000
<b>ASV_12449</b>	Tamaulipas - Texas Semiarid	sexual	Steroidobacteraceae	0.0000	8	0.0000	0.0000
<b>ASV_12453</b>	Tamaulipas - Texas Semiarid	sexual	B1-7BS	0.0000	8	0.0000	0.0000
<b>ASV_12467</b>	Tamaulipas - Texas Semiarid	sexual	Coxiellaceae	0.0000	8	0.0000	0.0000

<b>ASV_12517</b>	Tamaulipas - Texas Semiarid	sexual	Aquaspirillaceae	0.0000	8	0.0000	0.0000
<b>ASV_12595</b>	Tamaulipas - Texas Semiarid	sexual	Demequinaceae	0.0000	8	0.0000	0.0000
<b>ASV_12650</b>	Tamaulipas - Texas Semiarid	sexual	Morganellaceae	0.0000	8	0.0000	0.0000
<b>ASV_12655</b>	Tamaulipas - Texas Semiarid	sexual	Sporolactobacillaceae	0.0000	8	0.0000	0.0000
<b>ASV_12858</b>	Tamaulipas - Texas Semiarid	sexual	NA	0.0000	8	0.0000	0.0000
<b>ASV_12860</b>	Tamaulipas - Texas Semiarid	sexual	Tepidisphaeraceae	0.0000	8	0.0000	0.0000
<b>ASV_12984</b>	Tamaulipas - Texas Semiarid	sexual	Acidimicrobiaceae	0.0000	8	0.0000	0.0000
<b>ASV_13067</b>	Tamaulipas - Texas Semiarid	sexual	AKAU3644	0.0000	8	0.0000	0.0000
<b>ASV_1308</b>	Tamaulipas - Texas Semiarid	sexual	Desulfotomaculaceae	0.0000	8	0.0000	0.0000
<b>ASV_13082</b>	Tamaulipas - Texas Semiarid	sexual	NA	0.0000	8	0.0000	0.0000
<b>ASV_13085</b>	Tamaulipas - Texas Semiarid	sexual	NA	0.0000	8	0.0000	0.0000
<b>ASV_13217</b>	Tamaulipas - Texas Semiarid	sexual	NA	0.0000	8	0.0000	0.0000
<b>ASV_13265</b>	Tamaulipas - Texas Semiarid	sexual	Veillonellaceae	0.0000	8	0.0000	0.0000
<b>ASV_13268</b>	Tamaulipas - Texas Semiarid	sexual	Aeromonadaceae	0.0000	8	0.0000	0.0000
<b>ASV_13269</b>	Tamaulipas - Texas Semiarid	sexual	Prolixibacteraceae	0.0000	8	0.0000	0.0000
<b>ASV_13301</b>	Tamaulipas - Texas Semiarid	sexual	NA	0.0000	8	0.0000	0.0000
<b>ASV_13305</b>	Tamaulipas - Texas Semiarid	sexual	NA	0.0000	8	0.0000	0.0000
<b>ASV_13328</b>	Tamaulipas - Texas Semiarid	sexual	NA	0.0000	8	0.0000	0.0000
<b>ASV_13329</b>	Tamaulipas - Texas Semiarid	sexual	NA	0.0000	8	0.0000	0.0000
<b>ASV_13344</b>	Tamaulipas - Texas Semiarid	sexual	vadinHA21	0.0000	8	0.0000	0.0000
<b>ASV_1340</b>	Tamaulipas - Texas Semiarid	sexual	Microtrichaceae	0.0000	8	0.0000	0.0000
<b>ASV_13507</b>	Tamaulipas - Texas Semiarid	sexual	Mycoplasmataceae	0.0000	8	0.0000	0.0000
<b>ASV_13511</b>	Tamaulipas - Texas Semiarid	sexual	Methylophagaceae	0.0000	8	0.0000	0.0000
<b>ASV_13581</b>	Tamaulipas - Texas Semiarid	sexual	Terasakiellaceae	0.0000	8	0.0000	0.0000
<b>ASV_13598</b>	Tamaulipas - Texas Semiarid	sexual	NA	0.0000	8	0.0000	0.0000
<b>ASV_13609</b>	Tamaulipas - Texas Semiarid	sexual	Stappiaceae	0.0000	8	0.0000	0.0000
<b>ASV_13614</b>	Tamaulipas - Texas Semiarid	sexual	Wohlfahrtiimonadaceae	0.0000	8	0.0000	0.0000
<b>ASV_13670</b>	Tamaulipas - Texas Semiarid	sexual	Phycisphaeraceae	0.0000	8	0.0000	0.0000
<b>ASV_13739</b>	Tamaulipas - Texas Semiarid	sexual	Koribacteraceae	0.0000	8	0.0000	0.0000
<b>ASV_13753</b>	Tamaulipas - Texas Semiarid	sexual	Yersiniaceae	0.0000	8	0.0000	0.0000
<b>ASV_13789</b>	Tamaulipas - Texas Semiarid	sexual	Zavarziniaceae	0.0000	8	0.0000	0.0000
<b>ASV_13922</b>	Tamaulipas - Texas Semiarid	sexual	Thermoanaerobaculaceae	0.0000	8	0.0000	0.0000

<b>ASV_13957</b>	Tamaulipas - Texas Semiarid	sexual	NA	0.0000	8	0.0000	0.0000
<b>ASV_13965</b>	Tamaulipas - Texas Semiarid	sexual	NA	0.0000	8	0.0000	0.0000
<b>ASV_14007</b>	Tamaulipas - Texas Semiarid	sexual	Rhodanobacteraceae	0.0000	8	0.0000	0.0000
<b>ASV_14037</b>	Tamaulipas - Texas Semiarid	sexual	Magnetospirillaceae	0.0000	8	0.0000	0.0000
<b>ASV_14123</b>	Tamaulipas - Texas Semiarid	sexual	NA	0.0000	8	0.0000	0.0000
<b>ASV_14142</b>	Tamaulipas - Texas Semiarid	sexual	Syntrophomonadaceae	0.0000	8	0.0000	0.0000
<b>ASV_14155</b>	Tamaulipas - Texas Semiarid	sexual	NA	0.0000	8	0.0000	0.0000
<b>ASV_14225</b>	Tamaulipas - Texas Semiarid	sexual	NA	0.0000	8	0.0000	0.0000
<b>ASV_14349</b>	Tamaulipas - Texas Semiarid	sexual	NA	0.0000	8	0.0000	0.0000
<b>ASV_14535</b>	Tamaulipas - Texas Semiarid	sexual	NA	0.0000	8	0.0000	0.0000
<b>ASV_14744</b>	Tamaulipas - Texas Semiarid	sexual	Alcaligenaceae	0.0000	8	0.0000	0.0000
<b>ASV_14757</b>	Tamaulipas - Texas Semiarid	sexual	Gemmataceae	0.0000	8	0.0000	0.0000
<b>ASV_1501</b>	Tamaulipas - Texas Semiarid	sexual	Sanguibacteraceae	0.0000	8	0.0000	0.0000
<b>ASV_152</b>	Tamaulipas - Texas Semiarid	sexual	3M1PL1-52 termite gro	0.0000	8	0.0000	0.0000
<b>ASV_1554</b>	Tamaulipas - Texas Semiarid	sexual	Cryptosporangiaceae	0.0000	8	0.0000	0.0000
<b>ASV_1563</b>	Tamaulipas - Texas Semiarid	sexual	Erysipelatoclostridiacea	0.0000	8	0.0000	0.0000
<b>ASV_1571</b>	Tamaulipas - Texas Semiarid	sexual	NA	0.0000	8	0.0000	0.0000
<b>ASV_1575</b>	Tamaulipas - Texas Semiarid	sexual	Defluviitaleaceae	0.0000	8	0.0000	0.0000
<b>ASV_1605</b>	Tamaulipas - Texas Semiarid	sexual	NA	0.0000	8	0.0000	0.0000
<b>ASV_161</b>	Tamaulipas - Texas Semiarid	sexual	Bacillaceae	0.0000	8	0.0000	0.0000
<b>ASV_166</b>	Tamaulipas - Texas Semiarid	sexual	Tsukamurellaceae	0.0000	8	0.0000	0.0000
<b>ASV_1686</b>	Tamaulipas - Texas Semiarid	sexual	Anaeromyxobacteracea	0.0000	8	0.0000	0.0000
<b>ASV_1694</b>	Tamaulipas - Texas Semiarid	sexual	Marinococcaceae	0.0000	8	0.0000	0.0000
<b>ASV_1715</b>	Tamaulipas - Texas Semiarid	sexual	Eubacteriaceae	0.0000	8	0.0000	0.0000
<b>ASV_1864</b>	Tamaulipas - Texas Semiarid	sexual	Anaerofustaceae	0.0000	8	0.0000	0.0000
<b>ASV_19</b>	Tamaulipas - Texas Semiarid	sexual	Nocardiaceae	0.0000	8	0.0000	0.0000
<b>ASV_1996</b>	Tamaulipas - Texas Semiarid	sexual	Thermincolaceae	0.0000	8	0.0000	0.0000
<b>ASV_2104</b>	Tamaulipas - Texas Semiarid	sexual	NA	0.0000	8	0.0000	0.0000
<b>ASV_214</b>	Tamaulipas - Texas Semiarid	sexual	Eggerthellaceae	0.0000	8	0.0000	0.0000
<b>ASV_2211</b>	Tamaulipas - Texas Semiarid	sexual	NA	0.0000	8	0.0000	0.0000
<b>ASV_23</b>	Tamaulipas - Texas Semiarid	sexual	Diplorickettsiaceae	0.0000	8	0.0000	0.0000
<b>ASV_2494</b>	Tamaulipas - Texas Semiarid	sexual	Thermicanaceae	0.0000	8	0.0000	0.0000



<b>ASV_250</b>	Tamaulipas - Texas Semiarid	sexual	Butyricocccaceae	0.0000	8	0.0000	0.0000
<b>ASV_2506</b>	Tamaulipas - Texas Semiarid	sexual	Acidothermaceae	0.0000	8	0.0000	0.0000
<b>ASV_2522</b>	Tamaulipas - Texas Semiarid	sexual	Beutenbergiaceae	0.0000	8	0.0000	0.0000
<b>ASV_259</b>	Tamaulipas - Texas Semiarid	sexual	Enterococcaceae	0.0000	8	0.0000	0.0000
<b>ASV_2606</b>	Tamaulipas - Texas Semiarid	sexual	Euzebyaceae	0.0000	8	0.0000	0.0000
<b>ASV_2708</b>	Tamaulipas - Texas Semiarid	sexual	Bifidobacteriaceae	0.0000	8	0.0000	0.0000
<b>ASV_2819</b>	Tamaulipas - Texas Semiarid	sexual	Micropepsaceae	0.0000	8	0.0000	0.0000
<b>ASV_282</b>	Tamaulipas - Texas Semiarid	sexual	Thermoactinomycetace	0.0000	8	0.0000	0.0000
<b>ASV_2892</b>	Tamaulipas - Texas Semiarid	sexual	NA	0.0000	8	0.0000	0.0000
<b>ASV_2959</b>	Tamaulipas - Texas Semiarid	sexual	Phaselicytidaceae	0.0000	8	0.0000	0.0000
<b>ASV_2986</b>	Tamaulipas - Texas Semiarid	sexual	Actinospicaceae	0.0000	8	0.0000	0.0000
<b>ASV_2996</b>	Tamaulipas - Texas Semiarid	sexual	Nitrosococcaceae	0.0000	8	0.0000	0.0000
<b>ASV_3114</b>	Tamaulipas - Texas Semiarid	sexual	Solibacteraceae	0.0000	8	0.0000	0.0000
<b>ASV_317</b>	Tamaulipas - Texas Semiarid	sexual	Hafniaceae	0.0000	8	0.0000	0.0000
<b>ASV_3179</b>	Tamaulipas - Texas Semiarid	sexual	Sulfurospirillaceae	0.0000	8	0.0000	0.0000
<b>ASV_3356</b>	Tamaulipas - Texas Semiarid	sexual	Caldalkalibacillaceae	0.0000	8	0.0000	0.0000
<b>ASV_3410</b>	Tamaulipas - Texas Semiarid	sexual	Selenomonadaceae	0.0000	8	0.0000	0.0000
<b>ASV_3442</b>	Tamaulipas - Texas Semiarid	sexual	NA	0.0000	8	0.0000	0.0000
<b>ASV_3453</b>	Tamaulipas - Texas Semiarid	sexual	Streptococcaceae	0.0000	8	0.0000	0.0000
<b>ASV_3457</b>	Tamaulipas - Texas Semiarid	sexual	Sedimentibacteraceae	0.0000	8	0.0000	0.0000
<b>ASV_3519</b>	Tamaulipas - Texas Semiarid	sexual	NA	0.0000	8	0.0000	0.0000
<b>ASV_3549</b>	Tamaulipas - Texas Semiarid	sexual	NA	0.0000	8	0.0000	0.0000
<b>ASV_3627</b>	Tamaulipas - Texas Semiarid	sexual	Ethanoligenenaceae	0.0000	8	0.0000	0.0000
<b>ASV_3726</b>	Tamaulipas - Texas Semiarid	sexual	Rhodothermaceae	0.0000	8	0.0000	0.0000
<b>ASV_3769</b>	Tamaulipas - Texas Semiarid	sexual	Williamwhitmaniaceae	0.0000	8	0.0000	0.0000
<b>ASV_4022</b>	Tamaulipas - Texas Semiarid	sexual	Pseudomonadaceae	0.0000	8	0.0000	0.0000
<b>ASV_4085</b>	Tamaulipas - Texas Semiarid	sexual	NA	0.0000	8	0.0000	0.0000
<b>ASV_4124</b>	Tamaulipas - Texas Semiarid	sexual	Leptotrichiaceae	0.0000	8	0.0000	0.0000
<b>ASV_417</b>	Tamaulipas - Texas Semiarid	sexual	Streptosporangiaceae	0.0000	8	0.0000	0.0000
<b>ASV_4184</b>	Tamaulipas - Texas Semiarid	sexual	Methyloligellaceae	0.0000	8	0.0000	0.0000
<b>ASV_4224</b>	Tamaulipas - Texas Semiarid	sexual	NA	0.0000	8	0.0000	0.0000
<b>ASV_4227</b>	Tamaulipas - Texas Semiarid	sexual	Halomonadaceae	0.0000	8	0.0000	0.0000

<b>ASV_4236</b>	Tamaulipas - Texas Semiarid	sexual	Fibrobacteraceae	0.0000	8	0.0000	0.0000
<b>ASV_4284</b>	Tamaulipas - Texas Semiarid	sexual	Ardenticatenaceae	0.0000	8	0.0000	0.0000
<b>ASV_4291</b>	Tamaulipas - Texas Semiarid	sexual	NA	0.0000	8	0.0000	0.0000
<b>ASV_4297</b>	Tamaulipas - Texas Semiarid	sexual	NA	0.0000	8	0.0000	0.0000
<b>ASV_4341</b>	Tamaulipas - Texas Semiarid	sexual	Simkaniaceae	0.0000	8	0.0000	0.0000
<b>ASV_4399</b>	Tamaulipas - Texas Semiarid	sexual	Anaplasmataceae	0.0000	8	0.0000	0.0000
<b>ASV_44</b>	Tamaulipas - Texas Semiarid	sexual	Rikenellaceae	0.0000	8	0.0000	0.0000
<b>ASV_4602</b>	Tamaulipas - Texas Semiarid	sexual	Lactobacillaceae	0.0000	8	0.0000	0.0000
<b>ASV_4673</b>	Tamaulipas - Texas Semiarid	sexual	NA	0.0000	8	0.0000	0.0000
<b>ASV_4700</b>	Tamaulipas - Texas Semiarid	sexual	Reyranellaceae	0.0000	8	0.0000	0.0000
<b>ASV_4785</b>	Tamaulipas - Texas Semiarid	sexual	Oxobacteraceae	0.0000	8	0.0000	0.0000
<b>ASV_481</b>	Tamaulipas - Texas Semiarid	sexual	Oxalobacteraceae	0.0000	8	0.0000	0.0000
<b>ASV_4929</b>	Tamaulipas - Texas Semiarid	sexual	Erysipelotrichaceae	0.0000	8	0.0000	0.0000
<b>ASV_493</b>	Tamaulipas - Texas Semiarid	sexual	Frankiaceae	0.0000	8	0.0000	0.0000
<b>ASV_4934</b>	Tamaulipas - Texas Semiarid	sexual	NA	0.0000	8	0.0000	0.0000
<b>ASV_5057</b>	Tamaulipas - Texas Semiarid	sexual	Nitriliruptoraceae	0.0000	8	0.0000	0.0000
<b>ASV_5059</b>	Tamaulipas - Texas Semiarid	sexual	NA	0.0000	8	0.0000	0.0000
<b>ASV_5102</b>	Tamaulipas - Texas Semiarid	sexual	NA	0.0000	8	0.0000	0.0000
<b>ASV_5177</b>	Tamaulipas - Texas Semiarid	sexual	Candidatus Jidaibacter	0.0000	8	0.0000	0.0000
<b>ASV_5250</b>	Tamaulipas - Texas Semiarid	sexual	WD2101 soil group	0.0000	8	0.0000	0.0000
<b>ASV_5314</b>	Tamaulipas - Texas Semiarid	sexual	Marinilabiliaceae	0.0000	8	0.0000	0.0000
<b>ASV_5351</b>	Tamaulipas - Texas Semiarid	sexual	NA	0.0000	8	0.0000	0.0000
<b>ASV_5389</b>	Tamaulipas - Texas Semiarid	sexual	Desulfotomaculales Inc	0.0000	8	0.0000	0.0000
<b>ASV_5396</b>	Tamaulipas - Texas Semiarid	sexual	Caloramatoraceae	0.0000	8	0.0000	0.0000
<b>ASV_5553</b>	Tamaulipas - Texas Semiarid	sexual	Rhizobiales Incertae Se	0.0000	8	0.0000	0.0000
<b>ASV_5631</b>	Tamaulipas - Texas Semiarid	sexual	Sporomusaceae	0.0000	8	0.0000	0.0000
<b>ASV_5638</b>	Tamaulipas - Texas Semiarid	sexual	NA	0.0000	8	0.0000	0.0000
<b>ASV_5681</b>	Tamaulipas - Texas Semiarid	sexual	Rhodospirillaceae	0.0000	8	0.0000	0.0000
<b>ASV_571</b>	Tamaulipas - Texas Semiarid	sexual	Flavobacteriaceae	0.0000	8	0.0000	0.0000
<b>ASV_5823</b>	Tamaulipas - Texas Semiarid	sexual	Competibacteraceae	0.0000	8	0.0000	0.0000
<b>ASV_586</b>	Tamaulipas - Texas Semiarid	sexual	Saccharimonadaceae	0.0000	8	0.0000	0.0000
<b>ASV_5887</b>	Tamaulipas - Texas Semiarid	sexual	Budviciaceae	0.0000	8	0.0000	0.0000

<b>ASV_5924</b>	Tamaulipas - Texas Semiarid	sexual	Exiguobacteraceae	0.0000	8	0.0000	0.0000
<b>ASV_604</b>	Tamaulipas - Texas Semiarid	sexual	Hydrogenoanaerobacte	0.0000	8	0.0000	0.0000
<b>ASV_6091</b>	Tamaulipas - Texas Semiarid	sexual	JG30-KF-CM45	0.0000	8	0.0000	0.0000
<b>ASV_6102</b>	Tamaulipas - Texas Semiarid	sexual	NA	0.0000	8	0.0000	0.0000
<b>ASV_6172</b>	Tamaulipas - Texas Semiarid	sexual	Inquilinaceae	0.0000	8	0.0000	0.0000
<b>ASV_621</b>	Tamaulipas - Texas Semiarid	sexual	NA	0.0000	8	0.0000	0.0000
<b>ASV_6308</b>	Tamaulipas - Texas Semiarid	sexual	Barnesiellaceae	0.0000	8	0.0000	0.0000
<b>ASV_6560</b>	Tamaulipas - Texas Semiarid	sexual	Rubrobacteriaceae	0.0000	8	0.0000	0.0000
<b>ASV_6570</b>	Tamaulipas - Texas Semiarid	sexual	Oligoflexaceae	0.0000	8	0.0000	0.0000
<b>ASV_6583</b>	Tamaulipas - Texas Semiarid	sexual	NA	0.0000	8	0.0000	0.0000
<b>ASV_6643</b>	Tamaulipas - Texas Semiarid	sexual	Gemellaceae	0.0000	8	0.0000	0.0000
<b>ASV_6794</b>	Tamaulipas - Texas Semiarid	sexual	Carnobacteriaceae	0.0000	8	0.0000	0.0000
<b>ASV_681</b>	Tamaulipas - Texas Semiarid	sexual	Sporichthyaceae	0.0000	8	0.0000	0.0000
<b>ASV_685</b>	Tamaulipas - Texas Semiarid	sexual	NA	0.0000	8	0.0000	0.0000
<b>ASV_6978</b>	Tamaulipas - Texas Semiarid	sexual	Defluviococcaceae	0.0000	8	0.0000	0.0000
<b>ASV_7023</b>	Tamaulipas - Texas Semiarid	sexual	NA	0.0000	8	0.0000	0.0000
<b>ASV_7025</b>	Tamaulipas - Texas Semiarid	sexual	Cyclobacteriaceae	0.0000	8	0.0000	0.0000
<b>ASV_7083</b>	Tamaulipas - Texas Semiarid	sexual	Synergistaceae	0.0000	8	0.0000	0.0000
<b>ASV_7107</b>	Tamaulipas - Texas Semiarid	sexual	Bogoriellaceae	0.0000	8	0.0000	0.0000
<b>ASV_711</b>	Tamaulipas - Texas Semiarid	sexual	Pleomorphomonadaceae	0.0000	8	0.0000	0.0000
<b>ASV_7111</b>	Tamaulipas - Texas Semiarid	sexual	Family III	0.0000	8	0.0000	0.0000
<b>ASV_7146</b>	Tamaulipas - Texas Semiarid	sexual	Planococcaceae	0.0000	8	0.0000	0.0000
<b>ASV_7358</b>	Tamaulipas - Texas Semiarid	sexual	Methylophilaceae	0.0000	8	0.0000	0.0000
<b>ASV_7459</b>	Tamaulipas - Texas Semiarid	sexual	NA	0.0000	8	0.0000	0.0000
<b>ASV_7464</b>	Tamaulipas - Texas Semiarid	sexual	Blastocatellaceae	0.0000	8	0.0000	0.0000
<b>ASV_7490</b>	Tamaulipas - Texas Semiarid	sexual	COB P4-1 termite group	0.0000	8	0.0000	0.0000
<b>ASV_753</b>	Tamaulipas - Texas Semiarid	sexual	[Clostridium] methylpen	0.0000	8	0.0000	0.0000
<b>ASV_7533</b>	Tamaulipas - Texas Semiarid	sexual	Saprosiraceae	0.0000	8	0.0000	0.0000
<b>ASV_758</b>	Tamaulipas - Texas Semiarid	sexual	Coriobacteriales Incerta	0.0000	8	0.0000	0.0000
<b>ASV_7766</b>	Tamaulipas - Texas Semiarid	sexual	AKYH767	0.0000	8	0.0000	0.0000
<b>ASV_7838</b>	Tamaulipas - Texas Semiarid	sexual	Sulfuricellaceae	0.0000	8	0.0000	0.0000
<b>ASV_7869</b>	Tamaulipas - Texas Semiarid	sexual	Silvanigrellaceae	0.0000	8	0.0000	0.0000

<b>ASV_7906</b>	Tamaulipas - Texas Semiarid	sexual	LWQ8	0.0000	8	0.0000	0.0000
<b>ASV_795</b>	Tamaulipas - Texas Semiarid	sexual	Labraceae	0.0000	8	0.0000	0.0000
<b>ASV_7964</b>	Tamaulipas - Texas Semiarid	sexual	AKYG1722	0.0000	8	0.0000	0.0000
<b>ASV_7971</b>	Tamaulipas - Texas Semiarid	sexual	Vicinamibacteraceae	0.0000	8	0.0000	0.0000
<b>ASV_8058</b>	Tamaulipas - Texas Semiarid	sexual	NA	0.0000	8	0.0000	0.0000
<b>ASV_8060</b>	Tamaulipas - Texas Semiarid	sexual	NA	0.0000	8	0.0000	0.0000
<b>ASV_8089</b>	Tamaulipas - Texas Semiarid	sexual	Isosphaeraceae	0.0000	8	0.0000	0.0000
<b>ASV_838</b>	Tamaulipas - Texas Semiarid	sexual	Erwiniaceae	0.0000	8	0.0000	0.0000
<b>ASV_8455</b>	Tamaulipas - Texas Semiarid	sexual	NA	0.0000	8	0.0000	0.0000
<b>ASV_8458</b>	Tamaulipas - Texas Semiarid	sexual	Burkholderiaceae	0.0000	8	0.0000	0.0000
<b>ASV_8486</b>	Tamaulipas - Texas Semiarid	sexual	Entotheonellaceae	0.0000	8	0.0000	0.0000
<b>ASV_8496</b>	Tamaulipas - Texas Semiarid	sexual	NA	0.0000	8	0.0000	0.0000
<b>ASV_8560</b>	Tamaulipas - Texas Semiarid	sexual	Endomicrobiaceae	0.0000	8	0.0000	0.0000
<b>ASV_8572</b>	Tamaulipas - Texas Semiarid	sexual	Nocardioseae	0.0000	8	0.0000	0.0000
<b>ASV_8715</b>	Tamaulipas - Texas Semiarid	sexual	NA	0.0000	8	0.0000	0.0000
<b>ASV_8883</b>	Tamaulipas - Texas Semiarid	sexual	Nitrosomonadaceae	0.0000	8	0.0000	0.0000
<b>ASV_8903</b>	Tamaulipas - Texas Semiarid	sexual	NA	0.0000	8	0.0000	0.0000
<b>ASV_9043</b>	Tamaulipas - Texas Semiarid	sexual	NA	0.0000	8	0.0000	0.0000
<b>ASV_9092</b>	Tamaulipas - Texas Semiarid	sexual	Rs-E47 termite group	0.0000	8	0.0000	0.0000
<b>ASV_912</b>	Tamaulipas - Texas Semiarid	sexual	NA	0.0000	8	0.0000	0.0000
<b>ASV_9144</b>	Tamaulipas - Texas Semiarid	sexual	NA	0.0000	8	0.0000	0.0000
<b>ASV_9161</b>	Tamaulipas - Texas Semiarid	sexual	Legionellaceae	0.0000	8	0.0000	0.0000
<b>ASV_9242</b>	Tamaulipas - Texas Semiarid	sexual	NA	0.0000	8	0.0000	0.0000
<b>ASV_9364</b>	Tamaulipas - Texas Semiarid	sexual	Micrococcales Incertae	0.0000	8	0.0000	0.0000
<b>ASV_9379</b>	Tamaulipas - Texas Semiarid	sexual	Pasteurellaceae	0.0000	8	0.0000	0.0000
<b>ASV_9469</b>	Tamaulipas - Texas Semiarid	sexual	Herpetosiphonaceae	0.0000	8	0.0000	0.0000
<b>ASV_9488</b>	Tamaulipas - Texas Semiarid	sexual	NA	0.0000	8	0.0000	0.0000
<b>ASV_9515</b>	Tamaulipas - Texas Semiarid	sexual	Rhodomicrobiaceae	0.0000	8	0.0000	0.0000
<b>ASV_9517</b>	Tamaulipas - Texas Semiarid	sexual	Chloroflexaceae	0.0000	8	0.0000	0.0000
<b>ASV_9672</b>	Tamaulipas - Texas Semiarid	sexual	Methylophilaceae	0.0000	8	0.0000	0.0000
<b>ASV_9715</b>	Tamaulipas - Texas Semiarid	sexual	Desulfotobiaceae	0.0000	8	0.0000	0.0000
<b>ASV_9797</b>	Tamaulipas - Texas Semiarid	sexual	NA	0.0000	8	0.0000	0.0000

<b>ASV_9818</b>	Tamaulipas - Texas Semiarid	sexual	67-14	0.0000	8	0.0000	0.0000
<b>ASV_9871</b>	Tamaulipas - Texas Semiarid	sexual	Nannocystaceae	0.0000	8	0.0000	0.0000
<b>ASV_9879</b>	Tamaulipas - Texas Semiarid	sexual	NA	0.0000	8	0.0000	0.0000
<b>ASV_9931</b>	Tamaulipas - Texas Semiarid	sexual	Caldilineaceae	0.0000	8	0.0000	0.0000
<b>ASV_994</b>	Tamaulipas - Texas Semiarid	sexual	NA	0.0000	8	0.0000	0.0000
<b>ASV_1</b>	Warm North American Deser	sexual	Dietziaceae	18.8789	99	25.5598	2.5689
<b>ASV_7</b>	Warm North American Deser	sexual	Lachnospiraceae	14.7435	99	20.2433	2.0345
<b>ASV_4</b>	Warm North American Deser	sexual	Micrococcacea	13.8426	99	24.3944	2.4517
<b>ASV_3</b>	Warm North American Deser	sexual	Helicobacteraceae	5.8475	99	17.3821	1.7470
<b>ASV_6</b>	Warm North American Deser	sexual	Corynebacteriaceae	5.6607	99	12.4308	1.2493
<b>ASV_69</b>	Warm North American Deser	sexual	Geodermatophilaceae	4.3784	99	7.4745	0.7512
<b>ASV_97</b>	Warm North American Deser	sexual	Beijerinckiaceae	2.7851	99	4.9208	0.4946
<b>ASV_10</b>	Warm North American Deser	sexual	Clostridiaceae	2.7513	99	11.9634	1.2024
<b>ASV_8</b>	Warm North American Deser	sexual	Brevibacteriaceae	2.4327	99	6.7542	0.6788
<b>ASV_32</b>	Warm North American Deser	sexual	Bacteroidaceae	2.3356	99	5.3729	0.5400
<b>ASV_11</b>	Warm North American Deser	sexual	Oscillospiraceae	1.8418	99	2.8927	0.2907
<b>ASV_162</b>	Warm North American Deser	sexual	Sphingomonadaceae	1.8016	99	2.7222	0.2736
<b>ASV_22</b>	Warm North American Deser	sexual	Ruminococcaceae	1.7440	99	4.2167	0.4238
<b>ASV_20</b>	Warm North American Deser	sexual	Nocardoidaceae	1.5996	99	3.9158	0.3936
<b>ASV_12</b>	Warm North American Deser	sexual	Dermabacteraceae	1.4924	99	5.3112	0.5338
<b>ASV_21</b>	Warm North American Deser	sexual	Intrasporangiaceae	1.2281	99	4.1227	0.4143
<b>ASV_24</b>	Warm North American Deser	sexual	Micrococcaceae	1.2188	99	2.7918	0.2806
<b>ASV_117</b>	Warm North American Deser	sexual	Marinifilaceae	1.0104	99	2.7250	0.2739
<b>ASV_139</b>	Warm North American Deser	sexual	Acetobacteraceae	0.9367	99	1.7087	0.1717
<b>ASV_153</b>	Warm North American Deser	sexual	Pseudonocardiaceae	0.9335	99	2.1170	0.2128
<b>ASV_38</b>	Warm North American Deser	sexual	Tannerellaceae	0.9042	99	2.4185	0.2431
<b>ASV_18</b>	Warm North American Deser	sexual	Rhodobacteraceae	0.8669	99	1.6871	0.1696
<b>ASV_142</b>	Warm North American Deser	sexual	Streptomycetaceae	0.6664	99	2.5457	0.2559
<b>ASV_73</b>	Warm North American Deser	sexual	Cellulomonadaceae	0.6600	99	1.4614	0.1469
<b>ASV_283</b>	Warm North American Deser	sexual	Micromonosporaceae	0.4958	99	1.3559	0.1363
<b>ASV_121</b>	Warm North American Deser	sexual	NA	0.4926	99	1.0711	0.1077
<b>ASV_44</b>	Warm North American Deser	sexual	Rikenellaceae	0.4282	99	1.3453	0.1352

<b>ASV_29</b>	Warm North American Deser	sexual	[Eubacterium] coprosta	0.4149	99	1.0966	0.1102
<b>ASV_126</b>	Warm North American Deser	sexual	NA	0.3159	99	1.0954	0.1101
<b>ASV_49</b>	Warm North American Deser	sexual	Microbacteriaceae	0.2988	99	0.5419	0.0545
<b>ASV_86</b>	Warm North American Deser	sexual	Anaerovoracaceae	0.2782	99	0.5218	0.0524
<b>ASV_404</b>	Warm North American Deser	sexual	Kineosporiaceae	0.2746	99	0.6461	0.0649
<b>ASV_538</b>	Warm North American Deser	sexual	Caulobacteraceae	0.2527	99	0.4927	0.0495
<b>ASV_57</b>	Warm North American Deser	sexual	Devosiaceae	0.2314	99	0.6514	0.0655
<b>ASV_483</b>	Warm North American Deser	sexual	Hymenobacteraceae	0.2243	99	0.5299	0.0533
<b>ASV_420</b>	Warm North American Deser	sexual	Enterobacteriaceae	0.2114	99	0.6712	0.0675
<b>ASV_807</b>	Warm North American Deser	sexual	Gemmatimonadaceae	0.2097	99	0.3544	0.0356
<b>ASV_442</b>	Warm North American Deser	sexual	Rhizobiaceae	0.2094	99	0.5480	0.0551
<b>ASV_729</b>	Warm North American Deser	sexual	Longimicrobiaceae	0.2048	99	0.5453	0.0548
<b>ASV_474</b>	Warm North American Deser	sexual	Chitinophagaceae	0.1975	99	0.4357	0.0438
<b>ASV_309</b>	Warm North American Deser	sexual	Family XI	0.1862	99	0.5248	0.0527
<b>ASV_347</b>	Warm North American Deser	sexual	Azospirillaceae	0.1859	99	0.4015	0.0404
<b>ASV_250</b>	Warm North American Deser	sexual	Butyricicoccaceae	0.1843	99	0.4210	0.0423
<b>ASV_624</b>	Warm North American Deser	sexual	Bryobacteraceae	0.1811	99	0.5629	0.0566
<b>ASV_96</b>	Warm North American Deser	sexual	Christensenellaceae	0.1729	99	0.5470	0.0550
<b>ASV_19</b>	Warm North American Deser	sexual	Nocardiaceae	0.1706	99	0.2650	0.0266
<b>ASV_98</b>	Warm North American Deser	sexual	Desulfovibrionaceae	0.1659	99	0.6814	0.0685
<b>ASV_163</b>	Warm North American Deser	sexual	Monoglobaceae	0.1637	99	0.4508	0.0453
<b>ASV_815</b>	Warm North American Deser	sexual	NA	0.1500	99	0.3104	0.0312
<b>ASV_214</b>	Warm North American Deser	sexual	Eggerthellaceae	0.1321	99	0.2419	0.0243
<b>ASV_129</b>	Warm North American Deser	sexual	Peptostreptococcaceae	0.1286	99	0.5447	0.0547
<b>ASV_512</b>	Warm North American Deser	sexual	Geminicoccaceae	0.1217	99	0.2790	0.0280
<b>ASV_1150</b>	Warm North American Deser	sexual	NA	0.1179	99	0.2778	0.0279
<b>ASV_410</b>	Warm North American Deser	sexual	Ilumatobacteraceae	0.1138	99	0.2591	0.0260
<b>ASV_1080</b>	Warm North American Deser	sexual	NA	0.0997	99	0.2078	0.0209
<b>ASV_91</b>	Warm North American Deser	sexual	Peptococcaceae	0.0880	99	0.3924	0.0394
<b>ASV_362</b>	Warm North American Deser	sexual	Thermomonosporaceae	0.0872	99	0.3263	0.0328
<b>ASV_456</b>	Warm North American Deser	sexual	Promicromonosporaceae	0.0764	99	0.3117	0.0313
<b>ASV_161</b>	Warm North American Deser	sexual	Bacillaceae	0.0760	99	0.2031	0.0204

<b>ASV_728</b>	Warm North American Deser	sexual	Xanthobacteraceae	0.0731	99	0.1517	0.0152
<b>ASV_259</b>	Warm North American Deser	sexual	Enterococcaceae	0.0692	99	0.2137	0.0215
<b>ASV_405</b>	Warm North American Deser	sexual	NA	0.0606	99	0.1732	0.0174
<b>ASV_1110</b>	Warm North American Deser	sexual	Mycobacteriaceae	0.0593	99	0.1379	0.0139
<b>ASV_681</b>	Warm North American Deser	sexual	Sporichthyaceae	0.0593	99	0.1489	0.0150
<b>ASV_740</b>	Warm North American Deser	sexual	NA	0.0551	99	0.2965	0.0298
<b>ASV_552</b>	Warm North American Deser	sexual	Propionibacteriaceae	0.0548	99	0.1023	0.0103
<b>ASV_1445</b>	Warm North American Deser	sexual	NA	0.0535	99	0.1274	0.0128
<b>ASV_994</b>	Warm North American Deser	sexual	NA	0.0532	99	0.1477	0.0148
<b>ASV_2550</b>	Warm North American Deser	sexual	Spirosomaceae	0.0472	99	0.1780	0.0179
<b>ASV_493</b>	Warm North American Deser	sexual	Frankiaceae	0.0455	99	0.1789	0.0180
<b>ASV_1285</b>	Warm North American Deser	sexual	NA	0.0438	99	0.1481	0.0149
<b>ASV_660</b>	Warm North American Deser	sexual	Moraxellaceae	0.0424	99	0.0894	0.0090
<b>ASV_2146</b>	Warm North American Deser	sexual	NA	0.0357	99	0.1162	0.0117
<b>ASV_468</b>	Warm North American Deser	sexual	Weeksellaceae	0.0349	99	0.1386	0.0139
<b>ASV_2306</b>	Warm North American Deser	sexual	NA	0.0339	99	0.1107	0.0111
<b>ASV_1201</b>	Warm North American Deser	sexual	Sphingobacteriaceae	0.0331	99	0.1510	0.0152
<b>ASV_1275</b>	Warm North American Deser	sexual	Actinomycetaceae	0.0317	99	0.2312	0.0232
<b>ASV_1813</b>	Warm North American Deser	sexual	D05-2	0.0300	99	0.1045	0.0105
<b>ASV_1096</b>	Warm North American Deser	sexual	UCG-010	0.0300	99	0.2275	0.0229
<b>ASV_345</b>	Warm North American Deser	sexual	Dermacoccaceae	0.0294	99	0.1841	0.0185
<b>ASV_1340</b>	Warm North American Deser	sexual	Microtrichaceae	0.0283	99	0.0959	0.0096
<b>ASV_604</b>	Warm North American Deser	sexual	Hydrogenoanaerobacte	0.0280	99	0.0756	0.0076
<b>ASV_1325</b>	Warm North American Deser	sexual	Acidobacteriaceae (Sub	0.0279	99	0.1549	0.0156
<b>ASV_867</b>	Warm North American Deser	sexual	Gaiellaceae	0.0270	99	0.0748	0.0075
<b>ASV_2445</b>	Warm North American Deser	sexual	Streptosporangiales Inc	0.0267	99	0.0783	0.0079
<b>ASV_2606</b>	Warm North American Deser	sexual	Euzebyaceae	0.0265	99	0.0697	0.0070
<b>ASV_1974</b>	Warm North American Deser	sexual	NA	0.0262	99	0.0772	0.0078
<b>ASV_1246</b>	Warm North American Deser	sexual	NA	0.0258	99	0.0758	0.0076
<b>ASV_3442</b>	Warm North American Deser	sexual	NA	0.0252	99	0.0694	0.0070
<b>ASV_282</b>	Warm North American Deser	sexual	Thermoactinomycetace	0.0244	99	0.1439	0.0145
<b>ASV_979</b>	Warm North American Deser	sexual	Nakamurellaceae	0.0240	99	0.0701	0.0070

<b>ASV_439</b>	Warm North American Deser	sexual	Polyangiaceae	0.0209	99	0.0974	0.0098
<b>ASV_571</b>	Warm North American Deser	sexual	Flavobacteriaceae	0.0206	99	0.0796	0.0080
<b>ASV_817</b>	Warm North American Deser	sexual	Porphyromonadaceae	0.0205	99	0.0606	0.0061
<b>ASV_417</b>	Warm North American Deser	sexual	Streptosporangiaceae	0.0204	99	0.0833	0.0084
<b>ASV_152</b>	Warm North American Deser	sexual	3M1PL1-52 termite gro	0.0193	99	0.1496	0.0150
<b>ASV_2172</b>	Warm North American Deser	sexual	Hungateiclostridiaceae	0.0190	99	0.1746	0.0175
<b>ASV_6397</b>	Warm North American Deser	sexual	NA	0.0188	99	0.0957	0.0096
<b>ASV_758</b>	Warm North American Deser	sexual	Coriobacteriales Incerta	0.0182	99	0.0652	0.0066
<b>ASV_1501</b>	Warm North American Deser	sexual	Sanguibacteraceae	0.0168	99	0.0892	0.0090
<b>ASV_4124</b>	Warm North American Deser	sexual	Leptotrichiaceae	0.0164	99	0.0766	0.0077
<b>ASV_1563</b>	Warm North American Deser	sexual	Erysipelatoclostridiacea	0.0162	99	0.0587	0.0059
<b>ASV_912</b>	Warm North American Deser	sexual	NA	0.0159	99	0.0553	0.0056
<b>ASV_2104</b>	Warm North American Deser	sexual	NA	0.0157	99	0.0628	0.0063
<b>ASV_481</b>	Warm North American Deser	sexual	Oxalobacteraceae	0.0156	99	0.0859	0.0086
<b>ASV_1904</b>	Warm North American Deser	sexual	Cytophagaceae	0.0148	99	0.0441	0.0044
<b>ASV_2450</b>	Warm North American Deser	sexual	Prevotellaceae	0.0147	99	0.0766	0.0077
<b>ASV_1664</b>	Warm North American Deser	sexual	NA	0.0143	99	0.0771	0.0078
<b>ASV_2506</b>	Warm North American Deser	sexual	Acidothermaceae	0.0135	99	0.0739	0.0074
<b>ASV_941</b>	Warm North American Deser	sexual	Staphylococcaceae	0.0130	99	0.0381	0.0038
<b>ASV_2554</b>	Warm North American Deser	sexual	Fusobacteriaceae	0.0129	99	0.0723	0.0073
<b>ASV_3155</b>	Warm North American Deser	sexual	NA	0.0128	99	0.0557	0.0056
<b>ASV_2726</b>	Warm North American Deser	sexual	Bdellovibrionaceae	0.0125	99	0.0458	0.0046
<b>ASV_4655</b>	Warm North American Deser	sexual	Iamiaceae	0.0123	99	0.0530	0.0053
<b>ASV_2367</b>	Warm North American Deser	sexual	Abditibacteriaceae	0.0117	99	0.0769	0.0077
<b>ASV_3453</b>	Warm North American Deser	sexual	Streptococcaceae	0.0113	99	0.0487	0.0049
<b>ASV_4747</b>	Warm North American Deser	sexual	Solirubrobacteraceae	0.0108	99	0.0452	0.0045
<b>ASV_3064</b>	Warm North American Deser	sexual	Paludibacteraceae	0.0105	99	0.0356	0.0036
<b>ASV_1162</b>	Warm North American Deser	sexual	Puniceispirillales Incerta	0.0104	99	0.0375	0.0038
<b>ASV_795</b>	Warm North American Deser	sexual	Labraceae	0.0103	99	0.0437	0.0044
<b>ASV_3376</b>	Warm North American Deser	sexual	Sandaracinaceae	0.0101	99	0.0422	0.0042
<b>ASV_1575</b>	Warm North American Deser	sexual	Defluviitaleaceae	0.0095	99	0.0463	0.0047
<b>ASV_1554</b>	Warm North American Deser	sexual	Cryptosporangiaceae	0.0095	99	0.0701	0.0070



<b>ASV_621</b>	Warm North American Deser	sexual	NA	0.0091	99	0.0507	0.0051
<b>ASV_2687</b>	Warm North American Deser	sexual	Unknown Family	0.0084	99	0.0471	0.0047
<b>ASV_1571</b>	Warm North American Deser	sexual	NA	0.0083	99	0.0473	0.0048
<b>ASV_2211</b>	Warm North American Deser	sexual	NA	0.0078	99	0.0304	0.0031
<b>ASV_1715</b>	Warm North American Deser	sexual	Eubacteriaceae	0.0073	99	0.0642	0.0065
<b>ASV_3726</b>	Warm North American Deser	sexual	Rhodothermaceae	0.0073	99	0.0349	0.0035
<b>ASV_5553</b>	Warm North American Deser	sexual	Rhizobiales Incertae Se	0.0070	99	0.0445	0.0045
<b>ASV_3519</b>	Warm North American Deser	sexual	NA	0.0069	99	0.0324	0.0033
<b>ASV_5351</b>	Warm North American Deser	sexual	NA	0.0067	99	0.0305	0.0031
<b>ASV_7145</b>	Warm North American Deser	sexual	Haliangiaceae	0.0067	99	0.0282	0.0028
<b>ASV_5389</b>	Warm North American Deser	sexual	Desulfotomaculales Inc	0.0066	99	0.0423	0.0043
<b>ASV_4291</b>	Warm North American Deser	sexual	NA	0.0066	99	0.0450	0.0045
<b>ASV_2819</b>	Warm North American Deser	sexual	Micropepsaceae	0.0065	99	0.0577	0.0058
<b>ASV_5314</b>	Warm North American Deser	sexual	Marinilabiliaceae	0.0063	99	0.0524	0.0053
<b>ASV_711</b>	Warm North American Deser	sexual	Pleomorphomonadaceae	0.0063	99	0.0436	0.0044
<b>ASV_7083</b>	Warm North American Deser	sexual	Synergistaceae	0.0061	99	0.0531	0.0053
<b>ASV_2996</b>	Warm North American Deser	sexual	Nitrosococcaceae	0.0058	99	0.0460	0.0046
<b>ASV_4284</b>	Warm North American Deser	sexual	Ardenticatenaceae	0.0058	99	0.0285	0.0029
<b>ASV_7490</b>	Warm North American Deser	sexual	COB P4-1 termite group	0.0057	99	0.0235	0.0024
<b>ASV_6570</b>	Warm North American Deser	sexual	Oligoflexaceae	0.0055	99	0.0206	0.0021
<b>ASV_3769</b>	Warm North American Deser	sexual	Williamwhitmaniaceae	0.0055	99	0.0510	0.0051
<b>ASV_5486</b>	Warm North American Deser	sexual	Microscillaceae	0.0055	99	0.0406	0.0041
<b>ASV_3766</b>	Warm North American Deser	sexual	NA	0.0054	99	0.0389	0.0039
<b>ASV_2986</b>	Warm North American Deser	sexual	Actinospicaceae	0.0053	99	0.0398	0.0040
<b>ASV_2133</b>	Warm North American Deser	sexual	Nitrospiraceae	0.0052	99	0.0202	0.0020
<b>ASV_2156</b>	Warm North American Deser	sexual	Hyphomicrobiaceae	0.0050	99	0.0159	0.0016
<b>ASV_4558</b>	Warm North American Deser	sexual	Myxococcaceae	0.0050	99	0.0235	0.0024
<b>ASV_7238</b>	Warm North American Deser	sexual	AKIW781	0.0048	99	0.0325	0.0033
<b>ASV_2482</b>	Warm North American Deser	sexual	NA	0.0044	99	0.0208	0.0021
<b>ASV_4700</b>	Warm North American Deser	sexual	Reyraneliaceae	0.0043	99	0.0286	0.0029
<b>ASV_4934</b>	Warm North American Deser	sexual	NA	0.0042	99	0.0325	0.0033
<b>ASV_3627</b>	Warm North American Deser	sexual	Ethanoligenenaceae	0.0040	99	0.0215	0.0022

<b>ASV_4673</b>	Warm North American Deser	sexual	NA	0.0039	99	0.0285	0.0029
<b>ASV_2708</b>	Warm North American Deser	sexual	Bifidobacteriaceae	0.0039	99	0.0209	0.0021
<b>ASV_4341</b>	Warm North American Deser	sexual	Simkaniaceae	0.0039	99	0.0380	0.0038
<b>ASV_3972</b>	Warm North American Deser	sexual	NA	0.0037	99	0.0292	0.0029
<b>ASV_5102</b>	Warm North American Deser	sexual	NA	0.0036	99	0.0209	0.0021
<b>ASV_3549</b>	Warm North American Deser	sexual	NA	0.0035	99	0.0351	0.0035
<b>ASV_3781</b>	Warm North American Deser	sexual	Coleofasciculaceae	0.0034	99	0.0162	0.0016
<b>ASV_5527</b>	Warm North American Deser	sexual	Comamonadaceae	0.0034	99	0.0115	0.0012
<b>ASV_4602</b>	Warm North American Deser	sexual	Lactobacillaceae	0.0030	99	0.0268	0.0027
<b>ASV_7459</b>	Warm North American Deser	sexual	NA	0.0029	99	0.0290	0.0029
<b>ASV_753</b>	Warm North American Deser	sexual	[Clostridium] methylpen	0.0029	99	0.0155	0.0016
<b>ASV_5177</b>	Warm North American Deser	sexual	Candidatus Jidaibacter	0.0028	99	0.0277	0.0028
<b>ASV_2892</b>	Warm North American Deser	sexual	NA	0.0028	99	0.0202	0.0020
<b>ASV_7464</b>	Warm North American Deser	sexual	Blastocatellaceae	0.0025	99	0.0141	0.0014
<b>ASV_8588</b>	Warm North American Deser	sexual	Paenibacillaceae	0.0025	99	0.0137	0.0014
<b>ASV_5504</b>	Warm North American Deser	sexual	Alicyclobacillaceae	0.0025	99	0.0238	0.0024
<b>ASV_3144</b>	Warm North American Deser	sexual	Roseiflexaceae	0.0025	99	0.0154	0.0015
<b>ASV_6172</b>	Warm North American Deser	sexual	Inquilinaceae	0.0024	99	0.0243	0.0024
<b>ASV_9092</b>	Warm North American Deser	sexual	Rs-E47 termite group	0.0024	99	0.0178	0.0018
<b>ASV_2959</b>	Warm North American Deser	sexual	Phaselicytidaceae	0.0024	99	0.0122	0.0012
<b>ASV_586</b>	Warm North American Deser	sexual	Saccharimonadaceae	0.0024	99	0.0164	0.0016
<b>ASV_7971</b>	Warm North American Deser	sexual	Vicinamibacteraceae	0.0023	99	0.0100	0.0010
<b>ASV_5631</b>	Warm North American Deser	sexual	Sporomusaceae	0.0022	99	0.0096	0.0010
<b>ASV_3501</b>	Warm North American Deser	sexual	NA	0.0022	99	0.0135	0.0014
<b>ASV_6732</b>	Warm North American Deser	sexual	Hyphomonadaceae	0.0022	99	0.0101	0.0010
<b>ASV_6091</b>	Warm North American Deser	sexual	JG30-KF-CM45	0.0022	99	0.0112	0.0011
<b>ASV_7107</b>	Warm North American Deser	sexual	Bogoriellaceae	0.0022	99	0.0185	0.0019
<b>ASV_3660</b>	Warm North American Deser	sexual	Paracaedibacteraceae	0.0022	99	0.0213	0.0021
<b>ASV_4224</b>	Warm North American Deser	sexual	NA	0.0022	99	0.0206	0.0021
<b>ASV_3419</b>	Warm North American Deser	sexual	Dysgonomonadaceae	0.0021	99	0.0133	0.0013
<b>ASV_8058</b>	Warm North American Deser	sexual	NA	0.0021	99	0.0192	0.0019
<b>ASV_7025</b>	Warm North American Deser	sexual	Cyclobacteriaceae	0.0020	99	0.0117	0.0012

<b>ASV_685</b>	Warm North American Deser	sexual	NA	0.0020	99	0.0128	0.0013
<b>ASV_6395</b>	Warm North American Deser	sexual	Campylobacteraceae	0.0020	99	0.0163	0.0016
<b>ASV_5301</b>	Warm North American Deser	sexual	Glycomycetaceae	0.0019	99	0.0182	0.0018
<b>ASV_5250</b>	Warm North American Deser	sexual	WD2101 soil group	0.0018	99	0.0081	0.0008
<b>ASV_7023</b>	Warm North American Deser	sexual	NA	0.0017	99	0.0115	0.0012
<b>ASV_9818</b>	Warm North American Deser	sexual	67-14	0.0017	99	0.0076	0.0008
<b>ASV_12532</b>	Warm North American Deser	sexual	Bacteriovoracaceae	0.0016	99	0.0068	0.0007
<b>ASV_4894</b>	Warm North American Deser	sexual	NA	0.0016	99	0.0098	0.0010
<b>ASV_5681</b>	Warm North American Deser	sexual	Rhodospirillaceae	0.0015	99	0.0071	0.0007
<b>ASV_2522</b>	Warm North American Deser	sexual	Beutenbergiaceae	0.0015	99	0.0088	0.0009
<b>ASV_8560</b>	Warm North American Deser	sexual	Endomicrobiaceae	0.0015	99	0.0128	0.0013
<b>ASV_2494</b>	Warm North American Deser	sexual	Thermicanaceae	0.0014	99	0.0138	0.0014
<b>ASV_4086</b>	Warm North American Deser	sexual	Nostocaceae	0.0014	99	0.0078	0.0008
<b>ASV_6978</b>	Warm North American Deser	sexual	Defluviococcaceae	0.0014	99	0.0085	0.0009
<b>ASV_6308</b>	Warm North American Deser	sexual	Barnesiellaceae	0.0014	99	0.0098	0.0010
<b>ASV_4184</b>	Warm North American Deser	sexual	Methyloligellaceae	0.0014	99	0.0072	0.0007
<b>ASV_9144</b>	Warm North American Deser	sexual	NA	0.0013	99	0.0072	0.0007
<b>ASV_6583</b>	Warm North American Deser	sexual	NA	0.0013	99	0.0128	0.0013
<b>ASV_6102</b>	Warm North American Deser	sexual	NA	0.0012	99	0.0104	0.0010
<b>ASV_23</b>	Warm North American Deser	sexual	Diplorickettsiaceae	0.0012	99	0.0099	0.0010
<b>ASV_8903</b>	Warm North American Deser	sexual	NA	0.0012	99	0.0116	0.0012
<b>ASV_2624</b>	Warm North American Deser	sexual	Unknown Family	0.0011	99	0.0096	0.0010
<b>ASV_3457</b>	Warm North American Deser	sexual	Sedimentibacteraceae	0.0011	99	0.0106	0.0011
<b>ASV_5915</b>	Warm North American Deser	sexual	env.OPS 17	0.0011	99	0.0060	0.0006
<b>ASV_6560</b>	Warm North American Deser	sexual	Rubrobacteriaceae	0.0010	99	0.0058	0.0006
<b>ASV_9517</b>	Warm North American Deser	sexual	Chloroflexaceae	0.0010	99	0.0064	0.0006
<b>ASV_8060</b>	Warm North American Deser	sexual	NA	0.0010	99	0.0076	0.0008
<b>ASV_9871</b>	Warm North American Deser	sexual	Nannocystaceae	0.0010	99	0.0063	0.0006
<b>ASV_1864</b>	Warm North American Deser	sexual	Anaerofustaceae	0.0010	99	0.0095	0.0010
<b>ASV_3510</b>	Warm North American Deser	sexual	A0839	0.0009	99	0.0068	0.0007
<b>ASV_6394</b>	Warm North American Deser	sexual	Chroococcidiopsaceae	0.0009	99	0.0048	0.0005
<b>ASV_4399</b>	Warm North American Deser	sexual	Anaplasmataceae	0.0009	99	0.0084	0.0008

<b>ASV_5059</b>	Warm North American Deser	sexual	NA	0.0009	99	0.0076	0.0008
<b>ASV_11680</b>	Warm North American Deser	sexual	Atopobiaceae	0.0009	99	0.0091	0.0009
<b>ASV_11538</b>	Warm North American Deser	sexual	NA	0.0009	99	0.0058	0.0006
<b>ASV_7869</b>	Warm North American Deser	sexual	Silvanigrellaceae	0.0009	99	0.0090	0.0009
<b>ASV_4227</b>	Warm North American Deser	sexual	Halomonadaceae	0.0009	99	0.0087	0.0009
<b>ASV_8486</b>	Warm North American Deser	sexual	Entotheonellaceae	0.0009	99	0.0059	0.0006
<b>ASV_10336</b>	Warm North American Deser	sexual	Xanthomonadaceae	0.0009	99	0.0054	0.0005
<b>ASV_5823</b>	Warm North American Deser	sexual	Competibacteraceae	0.0008	99	0.0078	0.0008
<b>ASV_10092</b>	Warm North American Deser	sexual	NA	0.0008	99	0.0080	0.0008
<b>ASV_9043</b>	Warm North American Deser	sexual	NA	0.0008	99	0.0054	0.0005
<b>ASV_7906</b>	Warm North American Deser	sexual	LWQ8	0.0008	99	0.0052	0.0005
<b>ASV_9879</b>	Warm North American Deser	sexual	NA	0.0008	99	0.0078	0.0008
<b>ASV_13305</b>	Warm North American Deser	sexual	NA	0.0008	99	0.0037	0.0004
<b>ASV_8883</b>	Warm North American Deser	sexual	Nitrosomonadaceae	0.0007	99	0.0069	0.0007
<b>ASV_838</b>	Warm North American Deser	sexual	Erwiniaceae	0.0007	99	0.0067	0.0007
<b>ASV_9379</b>	Warm North American Deser	sexual	Pasteurellaceae	0.0007	99	0.0068	0.0007
<b>ASV_9242</b>	Warm North American Deser	sexual	NA	0.0007	99	0.0056	0.0006
<b>ASV_8089</b>	Warm North American Deser	sexual	Isosphaeraceae	0.0007	99	0.0068	0.0007
<b>ASV_14142</b>	Warm North American Deser	sexual	Syntrophomonadaceae	0.0007	99	0.0067	0.0007
<b>ASV_5396</b>	Warm North American Deser	sexual	Caloramatoraceae	0.0007	99	0.0067	0.0007
<b>ASV_11270</b>	Warm North American Deser	sexual	Caedibacteraceae	0.0007	99	0.0067	0.0007
<b>ASV_9931</b>	Warm North American Deser	sexual	Caldilineaceae	0.0006	99	0.0041	0.0004
<b>ASV_10617</b>	Warm North American Deser	sexual	Aerococcaceae	0.0006	99	0.0063	0.0006
<b>ASV_5248</b>	Warm North American Deser	sexual	Phormidiaceae	0.0006	99	0.0032	0.0003
<b>ASV_11493</b>	Warm North American Deser	sexual	Leptolyngbyaceae	0.0006	99	0.0044	0.0004
<b>ASV_11668</b>	Warm North American Deser	sexual	Desulfobulbaceae	0.0006	99	0.0039	0.0004
<b>ASV_9469</b>	Warm North American Deser	sexual	Herpetosiphonaceae	0.0006	99	0.0058	0.0006
<b>ASV_9488</b>	Warm North American Deser	sexual	NA	0.0006	99	0.0051	0.0005
<b>ASV_9672</b>	Warm North American Deser	sexual	Methylophilaceae	0.0005	99	0.0049	0.0005
<b>ASV_8572</b>	Warm North American Deser	sexual	Nocardiosporeaceae	0.0005	99	0.0037	0.0004
<b>ASV_9813</b>	Warm North American Deser	sexual	NA	0.0005	99	0.0033	0.0003
<b>ASV_4929</b>	Warm North American Deser	sexual	Erysipelotrichaceae	0.0005	99	0.0041	0.0004

<b>ASV_1605</b>	Warm North American Deser	sexual	NA	0.0005	99	0.0051	0.0005
<b>ASV_11608</b>	Warm North American Deser	sexual	FFCH9454	0.0005	99	0.0046	0.0005
<b>ASV_7964</b>	Warm North American Deser	sexual	AKYG1722	0.0004	99	0.0027	0.0003
<b>ASV_11541</b>	Warm North American Deser	sexual	Crocinitomicaceae	0.0004	99	0.0043	0.0004
<b>ASV_11365</b>	Warm North American Deser	sexual	SM2D12	0.0004	99	0.0039	0.0004
<b>ASV_11494</b>	Warm North American Deser	sexual	Magnetospiraceae	0.0004	99	0.0030	0.0003
<b>ASV_317</b>	Warm North American Deser	sexual	Hafniaceae	0.0004	99	0.0031	0.0003
<b>ASV_1107</b>	Warm North American Deser	sexual	Muribaculaceae	0.0004	99	0.0040	0.0004
<b>ASV_13067</b>	Warm North American Deser	sexual	AKAU3644	0.0004	99	0.0039	0.0004
<b>ASV_9515</b>	Warm North American Deser	sexual	Rhodomicrobiaceae	0.0004	99	0.0033	0.0003
<b>ASV_4236</b>	Warm North American Deser	sexual	Fibrobacteraceae	0.0004	99	0.0030	0.0003
<b>ASV_9810</b>	Warm North American Deser	sexual	Trueperaceae	0.0004	99	0.0037	0.0004
<b>ASV_8496</b>	Warm North American Deser	sexual	NA	0.0004	99	0.0028	0.0003
<b>ASV_9797</b>	Warm North American Deser	sexual	NA	0.0004	99	0.0027	0.0003
<b>ASV_11196</b>	Warm North American Deser	sexual	Vulgatibacteraceae	0.0003	99	0.0035	0.0003
<b>ASV_14123</b>	Warm North American Deser	sexual	NA	0.0003	99	0.0033	0.0003
<b>ASV_6643</b>	Warm North American Deser	sexual	Gemellaceae	0.0003	99	0.0025	0.0002
<b>ASV_7146</b>	Warm North American Deser	sexual	Planococcaceae	0.0003	99	0.0032	0.0003
<b>ASV_1686</b>	Warm North American Deser	sexual	Anaeromyxobacteraceae	0.0003	99	0.0028	0.0003
<b>ASV_8715</b>	Warm North American Deser	sexual	NA	0.0003	99	0.0030	0.0003
<b>ASV_9161</b>	Warm North American Deser	sexual	Legionellaceae	0.0003	99	0.0021	0.0002
<b>ASV_11787</b>	Warm North American Deser	sexual	Parachlamydiaceae	0.0003	99	0.0027	0.0003
<b>ASV_13085</b>	Warm North American Deser	sexual	NA	0.0003	99	0.0019	0.0002
<b>ASV_7533</b>	Warm North American Deser	sexual	Saprospiraceae	0.0003	99	0.0020	0.0002
<b>ASV_10434</b>	Warm North American Deser	sexual	NA	0.0002	99	0.0020	0.0002
<b>ASV_13328</b>	Warm North American Deser	sexual	NA	0.0002	99	0.0017	0.0002
<b>ASV_12467</b>	Warm North American Deser	sexual	Coxiellaceae	0.0002	99	0.0023	0.0002
<b>ASV_7766</b>	Warm North American Deser	sexual	AKYH767	0.0002	99	0.0022	0.0002
<b>ASV_5887</b>	Warm North American Deser	sexual	Budviciaceae	0.0002	99	0.0019	0.0002
<b>ASV_11504</b>	Warm North American Deser	sexual	NA	0.0002	99	0.0013	0.0001
<b>ASV_10439</b>	Warm North American Deser	sexual	NA	0.0002	99	0.0015	0.0002
<b>ASV_14225</b>	Warm North American Deser	sexual	NA	0.0002	99	0.0018	0.0002

<b>ASV_14155</b>	Warm North American Deser	sexual	NA	0.0002	99	0.0018	0.0002
<b>ASV_5638</b>	Warm North American Deser	sexual	NA	0.0002	99	0.0018	0.0002
<b>ASV_3410</b>	Warm North American Deser	sexual	Selenomonadaceae	0.0002	99	0.0018	0.0002
<b>ASV_13301</b>	Warm North American Deser	sexual	NA	0.0002	99	0.0017	0.0002
<b>ASV_14007</b>	Warm North American Deser	sexual	Rhodanobacteraceae	0.0002	99	0.0017	0.0002
<b>ASV_3114</b>	Warm North American Deser	sexual	Solibacteraceae	0.0002	99	0.0015	0.0002
<b>ASV_12365</b>	Warm North American Deser	sexual	Elusimicrobiaceae	0.0002	99	0.0015	0.0002
<b>ASV_13753</b>	Warm North American Deser	sexual	Yersiniaceae	0.0002	99	0.0015	0.0002
<b>ASV_3179</b>	Warm North American Deser	sexual	Sulfurospirillaceae	0.0002	99	0.0015	0.0002
<b>ASV_13329</b>	Warm North American Deser	sexual	NA	0.0001	99	0.0015	0.0001
<b>ASV_5924</b>	Warm North American Deser	sexual	Exiguobacteraceae	0.0001	99	0.0014	0.0001
<b>ASV_13269</b>	Warm North American Deser	sexual	Prolixibacteraceae	0.0001	99	0.0013	0.0001
<b>ASV_4022</b>	Warm North American Deser	sexual	Pseudomonadaceae	0.0001	99	0.0009	0.0001
<b>ASV_12449</b>	Warm North American Deser	sexual	Steroidobacteraceae	0.0001	99	0.0011	0.0001
<b>ASV_8458</b>	Warm North American Deser	sexual	Burkholderiaceae	0.0001	99	0.0008	0.0001
<b>ASV_13217</b>	Warm North American Deser	sexual	NA	0.0001	99	0.0011	0.0001
<b>ASV_7838</b>	Warm North American Deser	sexual	Sulfuricellaceae	0.0001	99	0.0011	0.0001
<b>ASV_13922</b>	Warm North American Deser	sexual	Thermoanaerobaculaceae	0.0001	99	0.0011	0.0001
<b>ASV_1694</b>	Warm North American Deser	sexual	Marinococcaceae	0.0001	99	0.0010	0.0001
<b>ASV_4645</b>	Warm North American Deser	sexual	Dongiaceae	0.0001	99	0.0010	0.0001
<b>ASV_14349</b>	Warm North American Deser	sexual	NA	0.0001	99	0.0009	0.0001
<b>ASV_8455</b>	Warm North American Deser	sexual	NA	0.0001	99	0.0007	0.0001
<b>ASV_13344</b>	Warm North American Deser	sexual	vadinHA21	0.0000	99	0.0004	0.0000
<b>ASV_10922</b>	Warm North American Deser	sexual	NA	0.0000	99	0.0004	0.0000
<b>ASV_9364</b>	Warm North American Deser	sexual	Micrococcales Incertae	0.0000	99	0.0004	0.0000
<b>ASV_12171</b>	Warm North American Deser	sexual	NA	0.0000	99	0.0002	0.0000
<b>ASV_12858</b>	Warm North American Deser	sexual	NA	0.0000	99	0.0002	0.0000
<b>ASV_12860</b>	Warm North American Deser	sexual	Tepidisphaeraceae	0.0000	99	0.0002	0.0000
<b>ASV_5152</b>	Warm North American Deser	sexual	Rickettsiaceae	0.0000	99	0.0002	0.0000
<b>ASV_13265</b>	Warm North American Deser	sexual	Veillonellaceae	0.0000	99	0.0002	0.0000
<b>ASV_13268</b>	Warm North American Deser	sexual	Aeromonadaceae	0.0000	99	0.0002	0.0000
<b>ASV_12984</b>	Warm North American Deser	sexual	Acidimicrobiaceae	0.0000	99	0.0002	0.0000

<b>ASV_11833</b>	Warm North American Deser	sexual	Blrii41	0.0000	99	0.0002	0.0000
<b>ASV_13789</b>	Warm North American Deser	sexual	Zavarziniaceae	0.0000	99	0.0002	0.0000
<b>ASV_13957</b>	Warm North American Deser	sexual	NA	0.0000	99	0.0001	0.0000
<b>ASV_13965</b>	Warm North American Deser	sexual	NA	0.0000	99	0.0001	0.0000
<b>ASV_14757</b>	Warm North American Deser	sexual	Gemmataceae	0.0000	99	0.0001	0.0000
<b>ASV_12517</b>	Warm North American Deser	sexual	Aquaspirillaceae	0.0000	99	0.0001	0.0000
<b>ASV_12453</b>	Warm North American Deser	sexual	B1-7BS	0.0000	99	0.0001	0.0000
<b>ASV_10319</b>	Warm North American Deser	sexual	Neisseriaceae	0.0000	99	0.0000	0.0000
<b>ASV_11284</b>	Warm North American Deser	sexual	Salisediminibacteriaceae	0.0000	99	0.0000	0.0000
<b>ASV_11913</b>	Warm North American Deser	sexual	NA	0.0000	99	0.0000	0.0000
<b>ASV_11956</b>	Warm North American Deser	sexual	NA	0.0000	99	0.0000	0.0000
<b>ASV_12229</b>	Warm North American Deser	sexual	NA	0.0000	99	0.0000	0.0000
<b>ASV_12595</b>	Warm North American Deser	sexual	Demequinaceae	0.0000	99	0.0000	0.0000
<b>ASV_12650</b>	Warm North American Deser	sexual	Morganellaceae	0.0000	99	0.0000	0.0000
<b>ASV_12655</b>	Warm North American Deser	sexual	Sporolactobacillaceae	0.0000	99	0.0000	0.0000
<b>ASV_1308</b>	Warm North American Deser	sexual	Desulfotomaculaceae	0.0000	99	0.0000	0.0000
<b>ASV_13082</b>	Warm North American Deser	sexual	NA	0.0000	99	0.0000	0.0000
<b>ASV_13507</b>	Warm North American Deser	sexual	Mycoplasmataceae	0.0000	99	0.0000	0.0000
<b>ASV_13511</b>	Warm North American Deser	sexual	Methylophagaceae	0.0000	99	0.0000	0.0000
<b>ASV_13581</b>	Warm North American Deser	sexual	Terasakiellaceae	0.0000	99	0.0000	0.0000
<b>ASV_13598</b>	Warm North American Deser	sexual	NA	0.0000	99	0.0000	0.0000
<b>ASV_13609</b>	Warm North American Deser	sexual	Stappiaceae	0.0000	99	0.0000	0.0000
<b>ASV_13614</b>	Warm North American Deser	sexual	Wohlfahrtiimonadaceae	0.0000	99	0.0000	0.0000
<b>ASV_13670</b>	Warm North American Deser	sexual	Phycisphaeraceae	0.0000	99	0.0000	0.0000
<b>ASV_13739</b>	Warm North American Deser	sexual	Koribacteraceae	0.0000	99	0.0000	0.0000
<b>ASV_14037</b>	Warm North American Deser	sexual	Magnetospirillaceae	0.0000	99	0.0000	0.0000
<b>ASV_14535</b>	Warm North American Deser	sexual	NA	0.0000	99	0.0000	0.0000
<b>ASV_14744</b>	Warm North American Deser	sexual	Alcaligenaceae	0.0000	99	0.0000	0.0000
<b>ASV_166</b>	Warm North American Deser	sexual	Tsakamurellaceae	0.0000	99	0.0000	0.0000
<b>ASV_1996</b>	Warm North American Deser	sexual	Thermincolaceae	0.0000	99	0.0000	0.0000
<b>ASV_3356</b>	Warm North American Deser	sexual	Caldalkalibacillaceae	0.0000	99	0.0000	0.0000
<b>ASV_4085</b>	Warm North American Deser	sexual	NA	0.0000	99	0.0000	0.0000

<b>ASV_4297</b>	Warm North American Deser	sexual	NA	0.0000	99	0.0000	0.0000
<b>ASV_4785</b>	Warm North American Deser	sexual	Oxobacteraceae	0.0000	99	0.0000	0.0000
<b>ASV_5057</b>	Warm North American Deser	sexual	Nitrliruptoraceae	0.0000	99	0.0000	0.0000
<b>ASV_5154</b>	Warm North American Deser	sexual	KF-JG30-B3	0.0000	99	0.0000	0.0000
<b>ASV_6794</b>	Warm North American Deser	sexual	Carnobacteriaceae	0.0000	99	0.0000	0.0000
<b>ASV_7111</b>	Warm North American Deser	sexual	Family III	0.0000	99	0.0000	0.0000
<b>ASV_7358</b>	Warm North American Deser	sexual	Methylophilaceae	0.0000	99	0.0000	0.0000
<b>ASV_9715</b>	Warm North American Deser	sexual	Desulfitobacteriaceae	0.0000	99	0.0000	0.0000

## Appendix IV

Alpha diversity metrics per sample used in this study. Rep = Reproduction; Obs = Observed; SI= Shannon Index; PD= Faith's Phylogenetic Diversity

<b>ID</b>	<b>Genus</b>	<b>Species</b>	<b>Rep</b>	<b>Biome</b>	<b>Obs</b>	<b>SI</b>	<b>PD</b>
<b>KLC002</b>	<i>Aspidoscelis</i>	<i>inornatus</i>	sexual	Warm North American Deserts	11	0.884	3.517
<b>KLC004</b>	<i>Aspidoscelis</i>	<i>inornatus</i>	sexual	Warm North American Deserts	43	1.131	14.291
<b>KLC005</b>	<i>Aspidoscelis</i>	<i>inornatus</i>	sexual	Warm North American Deserts	46	1.554	16.464
<b>KLC006</b>	<i>Aspidoscelis</i>	<i>inornatus</i>	sexual	Warm North American Deserts	33	1.026	10.549
<b>KLC007</b>	<i>Aspidoscelis</i>	<i>tesselatus</i>	asexual	Warm North American Deserts	81	2.236	24.700
<b>KLC009</b>	<i>Aspidoscelis</i>	<i>tesselatus</i>	asexual	Warm North American Deserts	46	3.285	14.592
<b>KLC010</b>	<i>Aspidoscelis</i>	<i>tesselatus</i>	asexual	Warm North American Deserts	34	0.279	10.500
<b>KLC011</b>	<i>Aspidoscelis</i>	<i>tesselatus</i>	asexual	Warm North American Deserts	15	0.175	4.917
<b>KLC014</b>	<i>Aspidoscelis</i>	<i>tesselatus</i>	asexual	Warm North American Deserts	42	1.299	12.868
<b>KLC015</b>	<i>Aspidoscelis</i>	<i>tesselatus</i>	asexual	Warm North American Deserts	44	1.765	13.498
<b>KLC016</b>	<i>Aspidoscelis</i>	<i>marmoratus</i>	sexual	Warm North American Deserts	39	1.603	14.211
<b>KLC017</b>	<i>Aspidoscelis</i>	<i>inornatus</i>	sexual	Warm North American Deserts	38	1.601	11.164
<b>KLC018</b>	<i>Aspidoscelis</i>	<i>inornatus</i>	sexual	Warm North American Deserts	33	0.418	10.930
<b>KLC020</b>	<i>Aspidoscelis</i>	<i>inornatus</i>	sexual	Warm North American Deserts	41	1.462	13.876
<b>KLC021</b>	<i>Aspidoscelis</i>	<i>inornatus</i>	sexual	Warm North American Deserts	14	0.922	4.681
<b>KLC022</b>	<i>Aspidoscelis</i>	<i>inornatus</i>	sexual	Warm North American Deserts	28	1.107	9.788
<b>KLC023</b>	<i>Aspidoscelis</i>	<i>inornatus</i>	sexual	Warm North American Deserts	17	1.190	4.996



<b>KLC024</b>	<i>Aspidoscelis</i>	<i>inornatus</i>	sexual	Warm North American Deserts	15	1.413	3.733
<b>KLC025</b>	<i>Aspidoscelis</i>	<i>inornatus</i>	sexual	Warm North American Deserts	16	0.573	5.431
<b>KLC026</b>	<i>Aspidoscelis</i>	<i>inornatus</i>	sexual	Warm North American Deserts	44	1.612	14.881
<b>KLC027</b>	<i>Aspidoscelis</i>	<i>marmoratus</i>	sexual	Warm North American Deserts	21	0.594	5.645
<b>KLC029</b>	<i>Aspidoscelis</i>	<i>gularis</i>	sexual	Tamaulipas - Texas Semiarid Plains	12	1.520	3.396
<b>KLC031</b>	<i>Aspidoscelis</i>	<i>laredoensis</i>	asexual	Tamaulipas - Texas Semiarid Plains	36	1.731	9.959
<b>KLC032</b>	<i>Aspidoscelis</i>	<i>gularis</i>	sexual	Tamaulipas - Texas Semiarid Plains	32	0.504	10.304
<b>KLC033</b>	<i>Aspidoscelis</i>	<i>laredoensis</i>	asexual	Tamaulipas - Texas Semiarid Plains	76	1.429	26.256
<b>KLC034</b>	<i>Aspidoscelis</i>	<i>gularis</i>	sexual	Tamaulipas - Texas Semiarid Plains	89	2.401	29.014
<b>KLC035</b>	<i>Aspidoscelis</i>	<i>gularis</i>	sexual	Tamaulipas - Texas Semiarid Plains	18	1.358	5.252
<b>KLC036</b>	<i>Aspidoscelis</i>	<i>gularis</i>	sexual	Tamaulipas - Texas Semiarid Plains	64	2.504	21.772
<b>KLC037</b>	<i>Aspidoscelis</i>	<i>gularis</i>	sexual	Tamaulipas - Texas Semiarid Plains	35	1.659	10.942
<b>KLC038</b>	<i>Aspidoscelis</i>	<i>laredoensis</i>	asexual	Tamaulipas - Texas Semiarid Plains	27	1.315	8.978
<b>KLC039</b>	<i>Aspidoscelis</i>	<i>gularis</i>	sexual	Tamaulipas - Texas Semiarid Plains	35	1.622	11.042
<b>KLC040</b>	<i>Aspidoscelis</i>	<i>gularis</i>	sexual	Tamaulipas - Texas Semiarid Plains	29	1.445	8.407
<b>KLC041</b>	<i>Aspidoscelis</i>	<i>gularis</i>	sexual	Warm North American Deserts	26	1.074	7.352
<b>KLC042</b>	<i>Aspidoscelis</i>	<i>exsanguis</i>	asexual	Warm North American Deserts	44	0.290	13.870
<b>KLC043</b>	<i>Aspidoscelis</i>	<i>exsanguis</i>	asexual	Warm North American Deserts	114	2.617	36.324
<b>KLC044</b>	<i>Aspidoscelis</i>	<i>exsanguis</i>	asexual	Warm North American Deserts	22	0.539	6.692
<b>KLC046</b>	<i>Aspidoscelis</i>	<i>gularis</i>	sexual	Warm North American Deserts	60	0.951	19.246
<b>KLC047</b>	<i>Aspidoscelis</i>	<i>exsanguis</i>	asexual	Warm North American Deserts	72	3.171	22.175
<b>KLC048</b>	<i>Aspidoscelis</i>	<i>gularis</i>	sexual	Warm North American Deserts	26	1.551	8.687
<b>KLC049</b>	<i>Aspidoscelis</i>	<i>gularis</i>	sexual	Warm North American Deserts	56	2.098	17.172
<b>KLC050</b>	<i>Aspidoscelis</i>	<i>gularis</i>	sexual	Warm North American Deserts	32	1.661	10.409
<b>KLC051</b>	<i>Aspidoscelis</i>	<i>gularis</i>	sexual	Warm North American Deserts	32	2.076	9.012

<b>KLC052</b>	<i>Aspidoscelis</i>	<i>inornatus</i>	sexual	Warm North American Deserts	130	2.853	41.701
<b>KLC053</b>	<i>Aspidoscelis</i>	<i>inornatus</i>	sexual	Warm North American Deserts	101	3.179	32.653
<b>KLC054</b>	<i>Aspidoscelis</i>	<i>inornatus</i>	sexual	Warm North American Deserts	49	1.446	14.513
<b>KLC055</b>	<i>Aspidoscelis</i>	<i>inornatus</i>	sexual	Warm North American Deserts	96	2.978	31.199
<b>KLC056</b>	<i>Aspidoscelis</i>	<i>inornatus</i>	sexual	Warm North American Deserts	106	2.897	33.020
<b>KLC057</b>	<i>Aspidoscelis</i>	<i>inornatus</i>	sexual	Warm North American Deserts	87	2.637	25.763
<b>KLC060</b>	<i>Aspidoscelis</i>	<i>inornatus</i>	sexual	Warm North American Deserts	136	1.931	43.420
<b>KLC061</b>	<i>Aspidoscelis</i>	<i>inornatus</i>	sexual	Warm North American Deserts	90	2.992	29.608
<b>KLC062</b>	<i>Aspidoscelis</i>	<i>inornatus</i>	sexual	Warm North American Deserts	61	1.621	20.087
<b>KLC063</b>	<i>Aspidoscelis</i>	<i>inornatus</i>	sexual	Warm North American Deserts	42	0.784	14.360
<b>KLC064</b>	<i>Aspidoscelis</i>	<i>exsanguis</i>	asexual	Warm North American Deserts	8	0.269	2.887
<b>KLC065</b>	<i>Aspidoscelis</i>	<i>exsanguis</i>	asexual	Warm North American Deserts	21	0.222	7.022
<b>KLC066</b>	<i>Aspidoscelis</i>	<i>tesselatus</i>	asexual	Warm North American Deserts	24	0.282	7.872
<b>KLC067</b>	<i>Aspidoscelis</i>	<i>exsanguis</i>	asexual	Warm North American Deserts	34	0.806	10.798
<b>KLC068</b>	<i>Aspidoscelis</i>	<i>exsanguis</i>	asexual	Warm North American Deserts	34	0.287	10.051
<b>KLC069</b>	<i>Aspidoscelis</i>	<i>exsanguis</i>	asexual	Warm North American Deserts	62	2.995	20.660
<b>KLC070</b>	<i>Aspidoscelis</i>	<i>exsanguis</i>	asexual	Warm North American Deserts	54	1.358	16.249
<b>KLC071</b>	<i>Aspidoscelis</i>	<i>exsanguis</i>	asexual	Warm North American Deserts	40	0.506	13.228
<b>KLC072</b>	<i>Aspidoscelis</i>	<i>exsanguis</i>	asexual	Warm North American Deserts	91	3.272	32.387
<b>KLC073</b>	<i>Aspidoscelis</i>	<i>exsanguis</i>	asexual	Warm North American Deserts	65	1.173	22.261
<b>KLC074</b>	<i>Aspidoscelis</i>	<i>inornatus</i>	sexual	Warm North American Deserts	53	2.707	15.457
<b>KLC075</b>	<i>Aspidoscelis</i>	<i>exsanguis</i>	asexual	Warm North American Deserts	66	1.360	21.537
<b>KLC076</b>	<i>Aspidoscelis</i>	<i>inornatus</i>	sexual	Warm North American Deserts	17	0.999	4.775
<b>KLC077</b>	<i>Aspidoscelis</i>	<i>inornatus</i>	sexual	Warm North American Deserts	84	3.326	25.953
<b>KLC080</b>	<i>Aspidoscelis</i>	<i>septemvittatus</i>	sexual	Warm North American Deserts	67	2.437	19.909
<b>KLC081</b>	<i>Aspidoscelis</i>	<i>septemvittatus</i>	sexual	Warm North American Deserts	15	1.513	4.267
<b>KLC082</b>	<i>Aspidoscelis</i>	<i>septemvittatus</i>	sexual	Warm North American Deserts	49	1.763	14.241
<b>KLC083</b>	<i>Aspidoscelis</i>	<i>septemvittatus</i>	sexual	Warm North American Deserts	12	0.174	4.336
<b>KLC084</b>	<i>Aspidoscelis</i>	<i>septemvittatus</i>	sexual	Warm North American Deserts	22	0.508	8.542
<b>KLC085</b>	<i>Aspidoscelis</i>	<i>septemvittatus</i>	sexual	Warm North American Deserts	27	0.748	8.496
<b>KLC086</b>	<i>Aspidoscelis</i>	<i>septemvittatus</i>	sexual	Warm North American Deserts	35	0.448	11.329
<b>KLC087</b>	<i>Aspidoscelis</i>	<i>septemvittatus</i>	sexual	Warm North American Deserts	40	1.667	12.295

<b>KLC088</b>	<i>Aspidoscelis</i>	<i>septemvittatus</i>	sexual	Warm North American Deserts	36	1.728	12.557
<b>KLC089</b>	<i>Aspidoscelis</i>	<i>septemvittatus</i>	sexual	Warm North American Deserts	47	0.660	14.268
<b>KLC090</b>	<i>Aspidoscelis</i>	<i>septemvittatus</i>	sexual	Warm North American Deserts	26	0.241	8.469
<b>KLC091</b>	<i>Aspidoscelis</i>	<i>septemvittatus</i>	sexual	Warm North American Deserts	37	2.598	11.563
<b>KLC092</b>	<i>Aspidoscelis</i>	<i>septemvittatus</i>	sexual	Warm North American Deserts	27	0.823	9.369
<b>KLC093</b>	<i>Aspidoscelis</i>	<i>septemvittatus</i>	sexual	Warm North American Deserts	20	0.512	7.589
<b>KLC094</b>	<i>Aspidoscelis</i>	<i>septemvittatus</i>	sexual	Warm North American Deserts	37	1.975	12.290
<b>KLC095</b>	<i>Aspidoscelis</i>	<i>inornatus</i>	sexual	Warm North American Deserts	41	1.899	12.922
<b>KLC096</b>	<i>Aspidoscelis</i>	<i>inornatus</i>	sexual	Warm North American Deserts	74	2.849	21.596
<b>KLC097</b>	<i>Aspidoscelis</i>	<i>marmoratus</i>	sexual	Warm North American Deserts	60	2.137	17.976
<b>KLC098</b>	<i>Aspidoscelis</i>	<i>septemvittatus</i>	sexual	Warm North American Deserts	50	0.884	15.054
<b>KLC099</b>	<i>Aspidoscelis</i>	<i>marmoratus</i>	sexual	Warm North American Deserts	37	1.142	10.913
<b>KLC100</b>	<i>Aspidoscelis</i>	<i>marmoratus</i>	sexual	Warm North American Deserts	63	2.953	20.178
<b>KLC101</b>	<i>Aspidoscelis</i>	<i>marmoratus</i>	sexual	Warm North American Deserts	42	0.530	14.544
<b>KLC102</b>	<i>Aspidoscelis</i>	<i>marmoratus</i>	sexual	Warm North American Deserts	46	1.552	14.971
<b>KLC103</b>	<i>Aspidoscelis</i>	<i>marmoratus</i>	sexual	Warm North American Deserts	69	2.928	20.324
<b>KLC104</b>	<i>Aspidoscelis</i>	<i>marmoratus</i>	sexual	Warm North American Deserts	73	2.699	22.056
<b>KLC105</b>	<i>Aspidoscelis</i>	<i>marmoratus</i>	sexual	Warm North American Deserts	36	0.332	11.489
<b>KLC106</b>	<i>Aspidoscelis</i>	<i>marmoratus</i>	sexual	Warm North American Deserts	58	3.152	19.192
<b>KLC107</b>	<i>Aspidoscelis</i>	<i>marmoratus</i>	sexual	Warm North American Deserts	48	2.982	15.553
<b>KLC108</b>	<i>Aspidoscelis</i>	<i>marmoratus</i>	sexual	Warm North American Deserts	88	3.177	27.150
<b>KLC109</b>	<i>Aspidoscelis</i>	<i>marmoratus</i>	sexual	Warm North American Deserts	55	2.880	17.158
<b>KLC112</b>	<i>Aspidoscelis</i>	<i>marmoratus</i>	sexual	Warm North American Deserts	70	2.713	22.046
<b>KLC116</b>	<i>Aspidoscelis</i>	<i>marmoratus</i>	sexual	Warm North American Deserts	42	1.040	11.139
<b>KLC117</b>	<i>Aspidoscelis</i>	<i>marmoratus</i>	sexual	Warm North American Deserts	62	3.161	21.653
<b>KLC118</b>	<i>Aspidoscelis</i>	<i>septemvittatus</i>	sexual	Warm North American Deserts	34	2.585	9.831
<b>KLC119</b>	<i>Aspidoscelis</i>	<i>septemvittatus</i>	sexual	Warm North American Deserts	80	3.147	25.585
<b>KLC120</b>	<i>Aspidoscelis</i>	<i>septemvittatus</i>	sexual	Warm North American Deserts	47	1.938	15.004
<b>KLC121</b>	<i>Aspidoscelis</i>	<i>marmoratus</i>	sexual	Warm North American Deserts	67	3.191	20.789
<b>KLC122</b>	<i>Aspidoscelis</i>	<i>septemvittatus</i>	sexual	Warm North American Deserts	36	1.067	12.355
<b>KLC123</b>	<i>Aspidoscelis</i>	<i>septemvittatus</i>	sexual	Warm North American Deserts	87	3.106	30.552
<b>KLC124</b>	<i>Aspidoscelis</i>	<i>septemvittatus</i>	sexual	Warm North American Deserts	37	2.384	13.727

<b>KLC125</b>	<i>Aspidoscelis</i>	<i>septemvittatus</i>	sexual	Warm North American Deserts	72	2.861	22.646
<b>KLC126</b>	<i>Aspidoscelis</i>	<i>inornatus</i>	sexual	Warm North American Deserts	87	2.224	28.001
<b>KLC127</b>	<i>Aspidoscelis</i>	<i>inornatus</i>	sexual	Warm North American Deserts	112	3.086	33.225
<b>KLC129</b>	<i>Aspidoscelis</i>	<i>septemvittatus</i>	sexual	Warm North American Deserts	43	1.345	13.586
<b>KLC130</b>	<i>Aspidoscelis</i>	<i>septemvittatus</i>	sexual	Warm North American Deserts	109	2.245	34.195
<b>KLC133</b>	<i>Aspidoscelis</i>	<i>marmoratus</i>	sexual	Warm North American Deserts	52	2.260	17.031
<b>KLC134</b>	<i>Aspidoscelis</i>	<i>inornatus</i>	sexual	Warm North American Deserts	40	2.302	11.942
<b>KLC135</b>	<i>Aspidoscelis</i>	<i>septemvittatus</i>	sexual	Warm North American Deserts	43	2.395	12.887
<b>KLC136</b>	<i>Aspidoscelis</i>	<i>septemvittatus</i>	sexual	Warm North American Deserts	29	2.106	10.387
<b>KLC137</b>	<i>Aspidoscelis</i>	<i>marmoratus</i>	sexual	Warm North American Deserts	7	0.860	2.793
<b>KLC138</b>	<i>Aspidoscelis</i>	<i>marmoratus</i>	sexual	Warm North American Deserts	48	2.363	16.453
<b>KLC139</b>	<i>Aspidoscelis</i>	<i>marmoratus</i>	sexual	Warm North American Deserts	49	2.588	15.883
<b>KLC140</b>	<i>Aspidoscelis</i>	<i>marmoratus</i>	sexual	Warm North American Deserts	44	2.013	15.191
<b>KLC141</b>	<i>Aspidoscelis</i>	<i>inornatus</i>	sexual	Warm North American Deserts	49	2.131	16.389
<b>KLC142</b>	<i>Aspidoscelis</i>	<i>marmoratus</i>	sexual	Warm North American Deserts	30	0.588	10.804
<b>KLC143</b>	<i>Aspidoscelis</i>	<i>septemvittatus</i>	sexual	Warm North American Deserts	45	2.296	14.130
<b>KLC145</b>	<i>Aspidoscelis</i>	<i>marmoratus</i>	sexual	Warm North American Deserts	32	1.798	11.214
<b>KLC146</b>	<i>Aspidoscelis</i>	<i>marmoratus</i>	sexual	Warm North American Deserts	46	1.968	14.059
<b>KLC147</b>	<i>Aspidoscelis</i>	<i>septemvittatus</i>	sexual	Warm North American Deserts	47	2.095	16.732
<b>KLC148</b>	<i>Aspidoscelis</i>	<i>inornatus</i>	sexual	Warm North American Deserts	38	1.480	12.749
<b>KLC149</b>	<i>Aspidoscelis</i>	<i>marmoratus</i>	sexual	Warm North American Deserts	38	2.150	12.379
<b>KLC151</b>	<i>Aspidoscelis</i>	<i>marmoratus</i>	sexual	Warm North American Deserts	45	2.078	17.357
<b>KLC166</b>	<i>Aspidoscelis</i>	<i>gularis</i>	sexual	Warm North American Deserts	93	2.664	31.216
<b>KLC167</b>	<i>Aspidoscelis</i>	<i>gularis</i>	sexual	Warm North American Deserts	37	1.906	12.001
<b>KLC170</b>	<i>Aspidoscelis</i>	<i>neotesselatus</i>	asexual	South Central Semiarid Prairies	58	2.263	17.392
<b>KLC172</b>	<i>Aspidoscelis</i>	<i>sonorae</i>	asexual	Mediterranean California	50	2.299	16.250
<b>KLC173</b>	<i>Aspidoscelis</i>	<i>sonorae</i>	asexual	Mediterranean California	62	1.793	20.991
<b>KLC174</b>	<i>Aspidoscelis</i>	<i>sonorae</i>	asexual	Mediterranean California	58	2.608	19.221
<b>KLC175</b>	<i>Aspidoscelis</i>	<i>sonorae</i>	asexual	Mediterranean California	39	2.360	12.628
<b>KLC176</b>	<i>Aspidoscelis</i>	<i>sonorae</i>	asexual	Mediterranean California	58	2.512	18.074
<b>KLC177</b>	<i>Aspidoscelis</i>	<i>sonorae</i>	asexual	Mediterranean California	22	0.496	7.585
<b>KLC178</b>	<i>Aspidoscelis</i>	<i>sonorae</i>	asexual	Mediterranean California	113	3.306	33.345

<b>KLC179</b>	<i>Aspidoscelis</i>	<i>sonorae</i>	asexual	Mediterranean California	32	0.987	10.771
<b>KLC180</b>	<i>Aspidoscelis</i>	<i>sonorae</i>	asexual	Mediterranean California	38	0.598	12.629
<b>KLC181</b>	<i>Aspidoscelis</i>	<i>sonorae</i>	asexual	Mediterranean California	96	1.563	30.094
<b>KLC182</b>	<i>Aspidoscelis</i>	<i>sonorae</i>	asexual	Mediterranean California	61	2.591	20.841
<b>KLC183</b>	<i>Aspidoscelis</i>	<i>sonorae</i>	asexual	Mediterranean California	62	2.047	19.132
<b>KLC185</b>	<i>Aspidoscelis</i>	<i>sonorae</i>	asexual	Mediterranean California	76	1.652	21.880
<b>KLC186</b>	<i>Aspidoscelis</i>	<i>sonorae</i>	asexual	Mediterranean California	67	1.235	20.910
<b>KLC187</b>	<i>Aspidoscelis</i>	<i>sonorae</i>	asexual	Mediterranean California	72	2.397	21.874
<b>KLC190</b>	<i>Aspidoscelis</i>	<i>sonorae</i>	asexual	Mediterranean California	38	2.203	13.139
<b>KLC191</b>	<i>Aspidoscelis</i>	<i>sonorae</i>	asexual	Mediterranean California	60	1.242	16.613
<b>KLC192</b>	<i>Aspidoscelis</i>	<i>sonorae</i>	asexual	Mediterranean California	24	1.033	9.394
<b>KLC193</b>	<i>Aspidoscelis</i>	<i>sonorae</i>	asexual	Mediterranean California	58	1.779	18.251
<b>KLC194</b>	<i>Aspidoscelis</i>	<i>sonorae</i>	asexual	Mediterranean California	56	2.416	15.708
<b>KLC195</b>	<i>Aspidoscelis</i>	<i>sonorae</i>	asexual	Mediterranean California	39	1.697	12.760
<b>RLK072</b>	<i>Aspidoscelis</i>	<i>marmoratus</i>	sexual	Warm North American Deserts	31	0.982	10.711
<b>RLK079</b>	<i>Aspidoscelis</i>	<i>uniparens</i>	asexual	Warm North American Deserts	36	0.495	11.604
<b>RLK080</b>	<i>Aspidoscelis</i>	<i>exsanguis</i>	asexual	Warm North American Deserts	34	0.217	10.573
<b>RLK081</b>	<i>Aspidoscelis</i>	<i>exsanguis</i>	asexual	Warm North American Deserts	12	0.079	3.546
<b>RLK083</b>	<i>Aspidoscelis</i>	<i>uniparens</i>	asexual	Warm North American Deserts	54	1.250	15.954
<b>RLK084</b>	<i>Aspidoscelis</i>	<i>exsanguis</i>	asexual	Warm North American Deserts	53	1.467	15.889
<b>RLK085</b>	<i>Aspidoscelis</i>	<i>neomexicanus</i>	asexual	Warm North American Deserts	27	1.821	10.323
<b>RLK086</b>	<i>Aspidoscelis</i>	<i>neomexicanus</i>	asexual	Warm North American Deserts	41	2.208	12.958
<b>RLK087</b>	<i>Aspidoscelis</i>	<i>neomexicanus</i>	asexual	Warm North American Deserts	88	2.501	26.786
<b>RLK089</b>	<i>Aspidoscelis</i>	<i>neomexicanus</i>	asexual	Warm North American Deserts	38	1.781	12.894
<b>RLK090</b>	<i>Aspidoscelis</i>	<i>neomexicanus</i>	asexual	Warm North American Deserts	32	0.392	10.482
<b>RLK097</b>	<i>Aspidoscelis</i>	<i>neomexicanus</i>	asexual	Warm North American Deserts	44	2.010	13.829
<b>RLK099</b>	<i>Aspidoscelis</i>	<i>neomexicanus</i>	asexual	Warm North American Deserts	65	3.215	20.909
<b>RLK100</b>	<i>Aspidoscelis</i>	<i>neomexicanus</i>	asexual	Warm North American Deserts	55	2.479	18.243
<b>RLK102</b>	<i>Aspidoscelis</i>	<i>neomexicanus</i>	asexual	Warm North American Deserts	29	1.041	9.923